

Bronnen

Tot 1989 waren de gepubliceerde cijfers inzake het bevolkingsaantal gesteund op de gegevens uit het bevolkingsbestand, verwerkt door CEVI. Deze gegevens werden ook aangegeven aan het Nationaal Instituut voor de Statistiek, dat ze gebruikte bij de officiële bepaling van de loop van de bevolking van de gemeenten.

Voor het vaststellen van het officiële bevolkingsaantal van de gemeenten is het N.I.S. evenwel sedert 31.12.1988 overgeschakeld naar gegevens uit het Rijksregister. Om diverse redenen wijken deze gegevens licht af van de voorheen gebruikte.

Om een optimale vergelijkbaarheid met de nationale gegevens te waarborgen, zijn de hier gepubliceerde gegevens vanaf 1990 eveneens gebaseerd op de cijfers, verstrekt door het Rijksregister.

Vanaf 1 februari 1995 worden de asielzoekers ingeschreven in het Wachtregister. Conform met de nationale onderrichtingen (B.S. 29/11/95) worden de vreemdelingen die in het Wachtregister zijn ingeschreven vanaf 1995 niet meegeteld voor het bepalen van het jaarlijks bevolkingscijfer.

Publicatie

Deze brochure kunt u ook in digitale versie terugvinden op de website van de stad Gent 'www.Gent.be' onder de rubriek e-loket : "demografische gegevens 2005"

Symbolen en afkortingen

||||| Een dubbele lijn tussen verschillende jaren duidt op een fusie van gemeenten. Alle gegevens hebben immers betrekking op de Stad Gent in haar administratieve betekenis, zodat een fusie-operatie onvermijdelijk een sprong in de gegevens te zien geeft.

CBR bruto-geboortecijfer (Crude Birth Rate)

CDR bruto-sterftcijfer (Crude Death Rate)

GFR algemeen vruchtbaarheidscijfer (General Fertility Rate)

N/A geen gegevens beschikbaar (non-available).

TFR totaal vruchtbaarheidscijfer (Total Fertility Rate)

Tenzij anders vermeld, hebben cijfers inzake de samenstelling van de bevolking steeds betrekking op de toestand op 31 december van het gegeven jaar.

Samenstelling :

Dienst Bevolking

Bureau voor Informatieverwerking

Woodrow Wilsonplein 1

9000 Gent

☎ 09/266.72.33

contactpersonen : Filip de Brabander
Lieve Devos

Toelichting

1. Evolutie en samenstelling van de bevolking (pag. 4 - 30)

Het bevolkingscijfer stijgt dit jaar met 2227 inwoners. Dit is de grootste toename die we registreerden in Gent. We danken dit aan de sterke natuurlijke groei en aan het hoge migratiesaldo. Er kwamen dit jaar meer mensen uit het buitenland in Gent wonen. Er waren 848 overschrijvingen uit het wachtregister (erkenning asielzoekers). Dit is het dubbele van vorige jaren.

- De Belgen stijgen 427. Deze stijging is minder sterk dan vorig jaar. Dit komt door het sterk negatief migratiesaldo voor Belgen.
- De vreemdelingen kennen daarentegen een recordtoename van 1800 inwoners. Opvallend is dat er meer nieuwe inwoners in Gent komen wonen die hier aankomen uit het buitenland.

De gemiddelde Gentenaar is ongeveer 40 jaar oud. De vrouwen zijn gemiddeld 3 jaar ouder dan de mannen.

60 % van de Gentse bevolking behoort tot de actieve bevolgingsklasse (20-64 jaar).

2. Natuurlijke groei (pag. 31 - 41)

De natuurlijke groei blijft stijgen. De laatste 2 jaren is deze merkkelijk groter dan ervoor. Het aantal geboorten stijgt. Deze stijging is het meest uitgesproken bij de Belgen. De leeftijd van de moeders heeft bij de Belgen een piek rond de 30 jaar. Bij de vreemdelingen is dit meer gespreid. Het aantal overlijdens daalt verder.

3. Huwelijken en echtscheidingen (pag. 42 - 45)

Het aantal huwelijken in Gent daalt dit jaar. De overschrijving van echtscheidingsvonnissen stijgt. Dit resulteert in een verhouding van 7/10 echtscheidingen t.o.v. het aantal huwelijken. De verhouding van de bevolking naar burgerlijke stand bedraagt 39% gehuwden, 45% ongehuwden, 9% echtgescheiden en 7% weduwen(aren).

4. Migraties (pag. 46 - 66)

Het migratiesaldo blijft stabiel dank zij een zeer hoog immigratiecijfer bij de vreemdelingen. De emigratie van Belgen uit Gent bereikt terug de sterke negatieve waarden van voor het jaar 2000 door het hoge emigratiecijfer bij deze groep. Het positieve saldo bij de vreemdelingen verdubbelde het afgelopen jaar.

- Binnenland : De stijgende immigratie uit andere Belgische gemeenten kan de emigratie naar andere Belgische gemeenten iets compenseren. Het negatieve saldo blijft terug negatiever. Bij de Belgen is dit zelfs ruim 3 maal negatiever dan vorig jaar door de grote emigratie. Bij de vreemdelingen daalt de emigratie naar andere gemeenten.
- Buitenland : De aankomsten uit het buitenland stijgen met bijna $\frac{1}{4}$ t.o.v. vorig jaar. De aankomsten van vreemdelingen zijn hier grotendeels de oorzaak van. Er zijn dit jaar ook meer overschrijvingen uit het wachtregister. Dit resulteert in een grotere stijging van het vreemdelingenaantal in Gent.

5. Nationaliteitswijzigingen (pag. 67 - 68)

Het aantal nationaliteitswijzigingen daalt licht verder. De grote meerderheid legt hiervoor een verklaring af en woont hier minstens 7 jaar of zijn kinderen van hen.

6. Bevolking van vreemde nationaliteit (pag. 69 - 85)

Het aandeel van de vreemde bevolkingsgroep stijgt naar 7,7 %. Doordat er mensen uit deze groep in Gent komen wonen, neemt deze in aantal sterk toe. Ongeveer 40% van de vreemdelingen kom uit een Europees land, 35% komt uit Maghreb-land.

7. Gezinssamenstelling (pag. 86-87)

Er zijn ongeveer 1000 gezinshoofden meer dan vorig jaar. Dit betreft hoofdzakelijk alleenstaanden (800).

8. Bevolking per statistische sector (pag. 88 -127)

Ook dit jaar bekijken we de Gentse bevolking volgens een kleine invalshoek, nl. de statistische sector. Deze werden gedefinieerd door het Nationaal Instituut van de Statistiek met oog op de verwerking van de gegevens van de toenmalige 10-jaarlijkse bevolkingstelling.

Samenstelling van de statistische sectorcode:

- Letter : historisch administratieve beschrijving (oude gemeente, situatie eind 1970)
- Eerste cijfer : wijknummer
- Tweede cijfer : buurtnummer (= statistische sector)
- Desgevallend derde cijfer: slaat op eventuele wijzigingen die zich voordeden ten opzichte van de sector, bestaand in 1970

1. Evolutie en samenstelling van de Bevolking

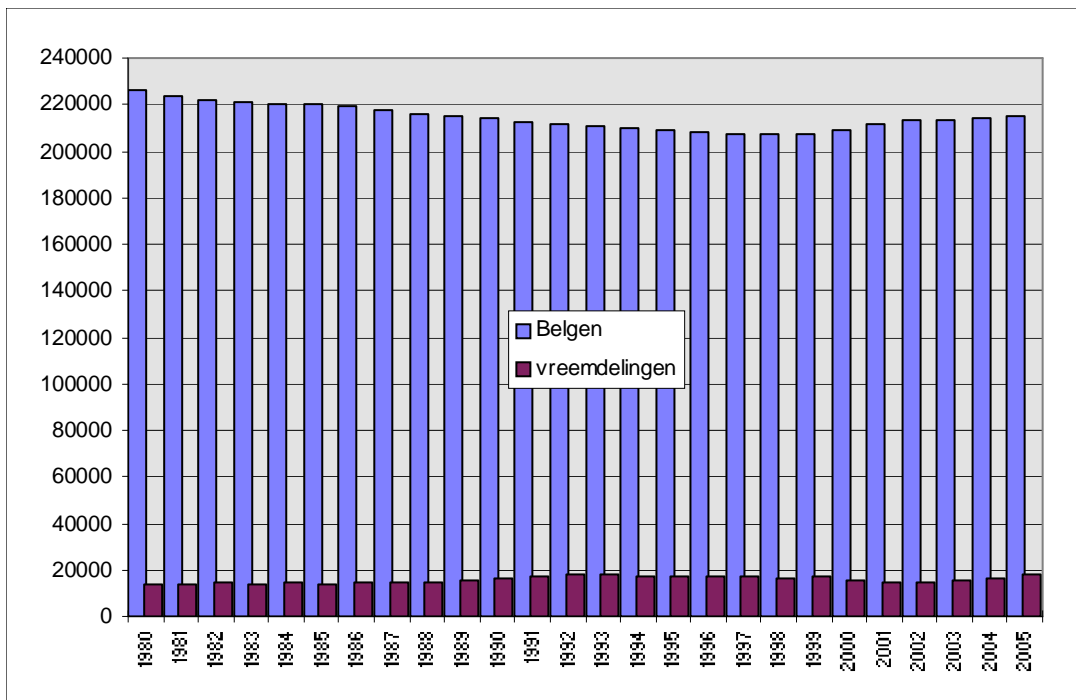
1.1. Totale bevolking naar geslacht en nationaliteit Percentage Vreemdelingen / totale bevolking.

| jaar | Belgen | | | vreemdelingen | | | | Totaal | | |
|------|--------|--------|--------|---------------|------|-------|------|--------|--------|--------|
| | M | V | TOT | M | V | TOT | PCT. | M | V | TOT |
| 1963 | 71677 | 81039 | 152716 | 1855 | 1380 | 3235 | 2,07 | 73532 | 82419 | 155951 |
| 1964 | 71262 | 80491 | 151753 | 2012 | 1387 | 3399 | 2,19 | 73274 | 81878 | 155152 |
| 1965 | 72254 | 81440 | 153694 | 2566 | 1574 | 4140 | 2,62 | 74820 | 83014 | 157834 |
| 1966 | 71464 | 80657 | 152121 | 3106 | 1821 | 4927 | 3,14 | 74570 | 82478 | 157048 |
| 1967 | 70663 | 79853 | 150516 | 3253 | 1948 | 5201 | 3,34 | 73916 | 81801 | 155717 |
| 1968 | N/A | N/A | 148236 | N/A | N/A | 5065 | 3,3 | 72562 | 80739 | 153301 |
| 1969 | N/A | N/A | 146377 | N/A | N/A | 5237 | 3,45 | 71760 | 79854 | 151614 |
| 1970 | 67457 | 76392 | 143849 | 2964 | 2047 | 5011 | 3,37 | 70421 | 78439 | 148860 |
| 1971 | N/A | N/A | 142277 | N/A | N/A | 5889 | 3,97 | 70143 | 78023 | 148166 |
| 1972 | N/A | N/A | N/A | N/A | N/A | N/A | N/A | 69262 | 76965 | 146227 |
| 1973 | 64418 | 73239 | 137657 | 3943 | 2868 | 6811 | 4,71 | 68361 | 76107 | 144468 |
| 1974 | 63502 | 72084 | 135586 | 4992 | 3552 | 8544 | 5,93 | 68494 | 75636 | 144130 |
| 1975 | 62229 | 70548 | 132777 | 5577 | 4197 | 9774 | 6,86 | 67806 | 74745 | 142551 |
| 1976 | 60756 | 69018 | 129774 | 5718 | 4320 | 10038 | 7,18 | 66474 | 73338 | 139812 |
| 1977 | 111139 | 122391 | 233530 | 7122 | 5519 | 12641 | 5,14 | 118261 | 127910 | 246171 |
| 1978 | 109673 | 121016 | 230689 | 7228 | 5606 | 12834 | 5,27 | 116901 | 126622 | 243523 |
| 1979 | 108417 | 119836 | 228253 | 7598 | 5844 | 13442 | 5,56 | 116015 | 125680 | 241695 |
| 1980 | 107249 | 118631 | 225880 | 7937 | 6142 | 14079 | 5,87 | 115186 | 124773 | 239959 |
| 1981 | 106345 | 117660 | 224005 | 7622 | 6060 | 13682 | 5,76 | 113967 | 123720 | 237687 |
| 1982 | 105559 | 116758 | 222317 | 7776 | 6447 | 14223 | 6,01 | 113335 | 123205 | 236540 |
| 1983 | 105014 | 116249 | 221263 | 7804 | 6334 | 14138 | 6,01 | 112818 | 122583 | 235401 |
| 1984 | 104415 | 115668 | 220083 | 8072 | 6498 | 14570 | 6,21 | 112487 | 122166 | 234653 |
| 1985 | 104564 | 115628 | 220192 | 7852 | 6207 | 14059 | 6,00 | 112416 | 121835 | 234251 |
| 1986 | 104081 | 114863 | 218944 | 8386 | 6526 | 14912 | 6,38 | 112467 | 121389 | 233856 |
| 1987 | 103527 | 114198 | 217725 | 8206 | 6689 | 14895 | 6,40 | 111733 | 120887 | 232620 |
| 1988 | 102914 | 113334 | 216248 | 8092 | 6704 | 14796 | 6,40 | 111006 | 120038 | 231044 |
| 1989 | 102468 | 112712 | 215180 | 8514 | 7068 | 15582 | 6,75 | 110982 | 119780 | 230762 |
| 1990 | 102031 | 111777 | 213808 | 9085 | 7531 | 16616 | 7,21 | 111116 | 119308 | 230424 |
| 1991 | 101633 | 111137 | 212770 | 9467 | 7875 | 17342 | 7,54 | 111100 | 119012 | 230112 |
| 1992 | 101321 | 110690 | 212011 | 9700 | 8088 | 17788 | 7,74 | 111021 | 118778 | 229799 |
| 1993 | 100870 | 109845 | 210715 | 9644 | 8028 | 17672 | 7,74 | 110514 | 117873 | 228387 |
| 1994 | 100659 | 109374 | 210033 | 9432 | 7991 | 17423 | 7,66 | 110091 | 117365 | 227456 |
| 1995 | 100409 | 108811 | 209220 | 9133 | 8083 | 17216 | 7,60 | 109542 | 116894 | 226436 |
| 1996 | 100035 | 108308 | 208343 | 8978 | 8072 | 17050 | 7,56 | 109013 | 116380 | 225393 |
| 1997 | 99859 | 107799 | 207658 | 8856 | 7999 | 16855 | 7,51 | 108715 | 115798 | 224513 |
| 1998 | 99968 | 107456 | 207424 | 8676 | 7883 | 16559 | 7,40 | 108644 | 115339 | 223983 |
| 1999 | 99834 | 107115 | 206949 | 9013 | 8198 | 17211 | 7,68 | 108847 | 115313 | 224160 |
| 2000 | 100872 | 107867 | 208739 | 8213 | 7621 | 15834 | 7,05 | 109085 | 115488 | 224573 |
| 2001 | 102307 | 109186 | 211493 | 7631 | 6959 | 14590 | 6,45 | 109938 | 116145 | 226083 |
| 2002 | 103199 | 109726 | 212925 | 7875 | 7062 | 14937 | 6,56 | 111074 | 116788 | 227862 |
| 2003 | 103649 | 109816 | 213465 | 8166 | 7506 | 15672 | 6,84 | 111815 | 117322 | 229137 |
| 2004 | 104353 | 110251 | 214604 | 8414 | 7716 | 16130 | 6,99 | 112767 | 117967 | 230734 |
| 2005 | 104668 | 110363 | 215031 | 9310 | 8620 | 17930 | 7,70 | 113978 | 118983 | 232961 |

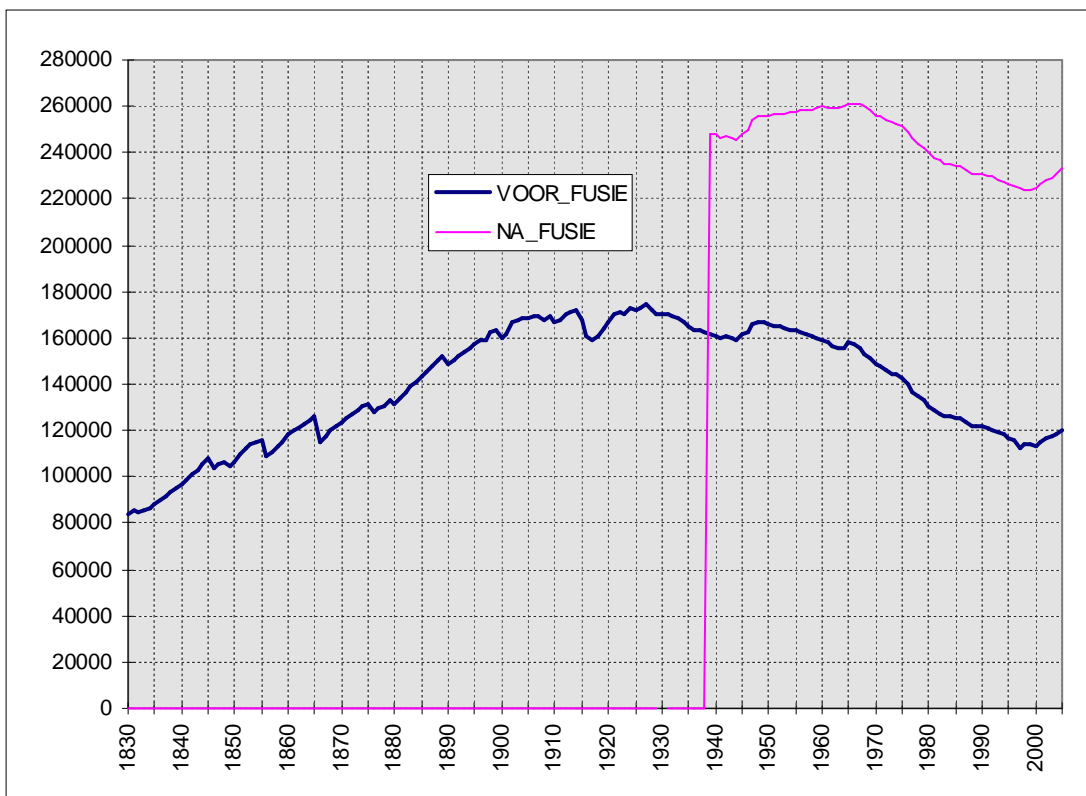
Saldo t.o.v. vorig jaar

| | | | | | | | | | | |
|-------|-----|-----|-----|-----|-----|------|------|------|------|------|
| saldo | 315 | 112 | 427 | 896 | 904 | 1800 | 0,71 | 1211 | 1016 | 2227 |
|-------|-----|-----|-----|-----|-----|------|------|------|------|------|

1.2. Evolutie van het bevolkingsaantal : Belgen - Vreemdelingen



1.3. Historische evolutie van het totale bevolkingsaantal (grenzen vóór en na de gemeentefusie in 1977)



**1.4. Bevolking naar leeftijdsklasse en geslacht:
Belgen, vreemdelingen en totale bevolking.
(31 december 2005).**

| Leeftijd | Belgen | | | Vreemdelingen | | | Totaal | | |
|---------------|---------------|---------------|---------------|---------------|-------------|--------------|---------------|---------------|---------------|
| | M | V | tot. | M | V | tot. | M | V | tot. |
| 0-4 | 6090 | 5916 | 12006 | 485 | 445 | 930 | 6575 | 6361 | 12936 |
| 5-9 | 5579 | 5478 | 11057 | 395 | 385 | 780 | 5974 | 5863 | 11837 |
| 10-14 | 5663 | 5436 | 11099 | 395 | 392 | 787 | 6058 | 5828 | 11886 |
| 15-19 | 5694 | 5434 | 11128 | 432 | 501 | 933 | 6126 | 5935 | 12061 |
| 20-24 | 6573 | 6462 | 13035 | 871 | 1212 | 2083 | 7444 | 7674 | 15118 |
| 25-29 | 9472 | 9261 | 18733 | 1424 | 1311 | 2735 | 10896 | 10572 | 21468 |
| 30-34 | 8452 | 7454 | 15906 | 1350 | 1002 | 2352 | 9802 | 8456 | 18258 |
| 35-39 | 7602 | 7132 | 14734 | 1045 | 754 | 1799 | 8647 | 7886 | 16533 |
| 40-44 | 7882 | 7487 | 15369 | 739 | 629 | 1368 | 8621 | 8116 | 16737 |
| 45-49 | 7456 | 7369 | 14825 | 540 | 468 | 1008 | 7996 | 7837 | 15833 |
| 50-54 | 6724 | 6822 | 13546 | 431 | 365 | 796 | 7155 | 7187 | 14342 |
| 55-59 | 6421 | 6462 | 12883 | 348 | 308 | 656 | 6769 | 6770 | 13539 |
| 60-64 | 4829 | 5367 | 10196 | 281 | 254 | 535 | 5110 | 5621 | 10731 |
| 65-69 | 4659 | 5519 | 10178 | 238 | 227 | 465 | 4897 | 5746 | 10643 |
| 70-74 | 4436 | 5825 | 10261 | 173 | 160 | 333 | 4609 | 5985 | 10594 |
| 75-79 | 3490 | 5240 | 8730 | 88 | 105 | 193 | 3578 | 5345 | 8923 |
| 80-84 | 2438 | 4429 | 6867 | 52 | 64 | 116 | 2490 | 4493 | 6983 |
| 85-89 | 836 | 1973 | 2809 | 18 | 26 | 44 | 854 | 1999 | 2853 |
| 90-94 | 316 | 1006 | 1322 | 5 | 10 | 15 | 321 | 1016 | 1337 |
| 95-99 | 50 | 252 | 302 | 0 | 2 | 2 | 50 | 254 | 304 |
| 100+ | 6 | 39 | 45 | 0 | 0 | 0 | 6 | 39 | 45 |
| totaal | 104668 | 110363 | 215031 | 9310 | 8620 | 17930 | 113978 | 118983 | 232961 |

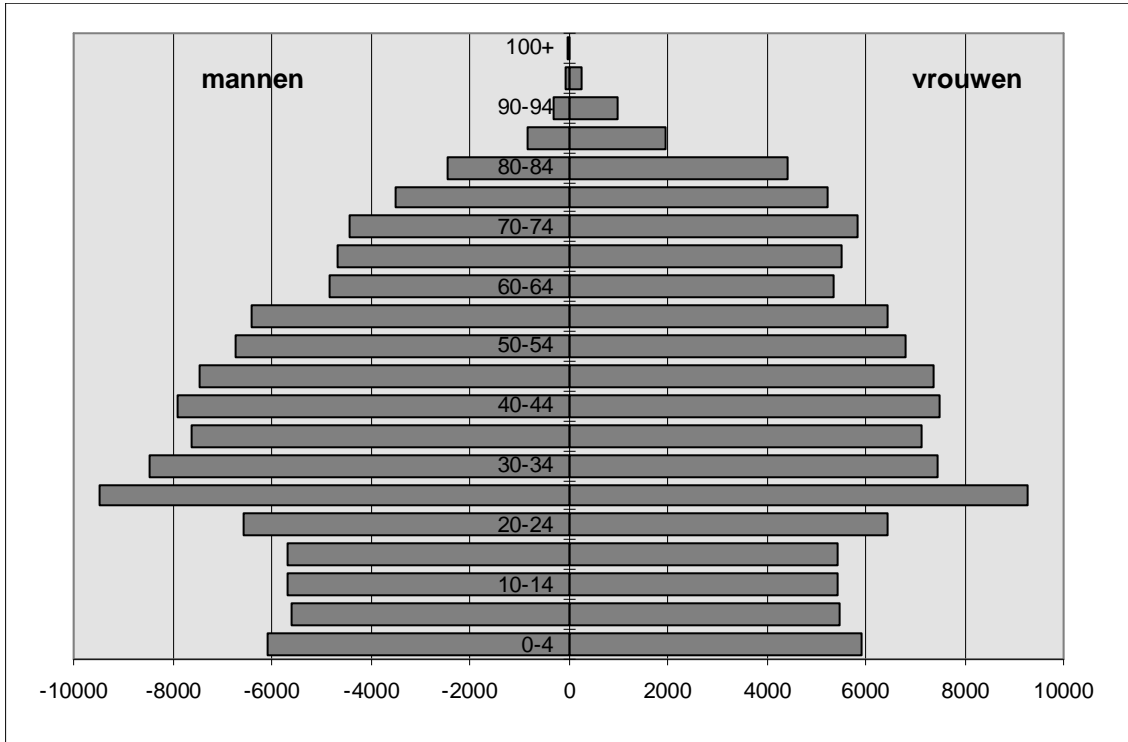
1.5. Gemiddelde leeftijd naar geslacht en nationaliteit

| gemidd. Leeftijd | Belgen | | | Vreemdelingen | | | Totaal | | |
|---------------------|--------------|--------------|--------------|---------------|--------------|--------------|--------------|--------------|--------------|
| | M | V | tot. | M | V | tot. | M | V | tot. |
| 1998 | 38,99 | 42,85 | 40,99 | 31,16 | 29,06 | 30,16 | 38,37 | 41,90 | 40,19 |
| 1999 | 39,03 | 42,84 | 41 | 31,45 | 29,61 | 30,58 | 38,41 | 41,90 | 40,21 |
| 2000 | 38,92 | 42,66 | 40,85 | 32,72 | 30,86 | 31,83 | 38,46 | 41,88 | 40,22 |
| 2001 | 38,10 | 42,17 | 40,20 | 35,42 | 32,92 | 34,23 | 37,92 | 41,62 | 39,82 |
| 2002 | 38,79 | 42,39 | 40,64 | 33,99 | 32,94 | 33,49 | 38,45 | 41,82 | 40,18 |
| 2003 | 38,83 | 42,37 | 40,65 | 33,97 | 33,18 | 33,59 | 38,48 | 41,78 | 40,17 |
| 2004 | 38,84 | 42,29 | 40,61 | 34,03 | 33,31 | 33,69 | 38,49 | 41,70 | 40,13 |
| 2005 | 38,87 | 42,26 | 40,61 | 33,55 | 32,79 | 33,18 | 38,44 | 41,57 | 40,04 |

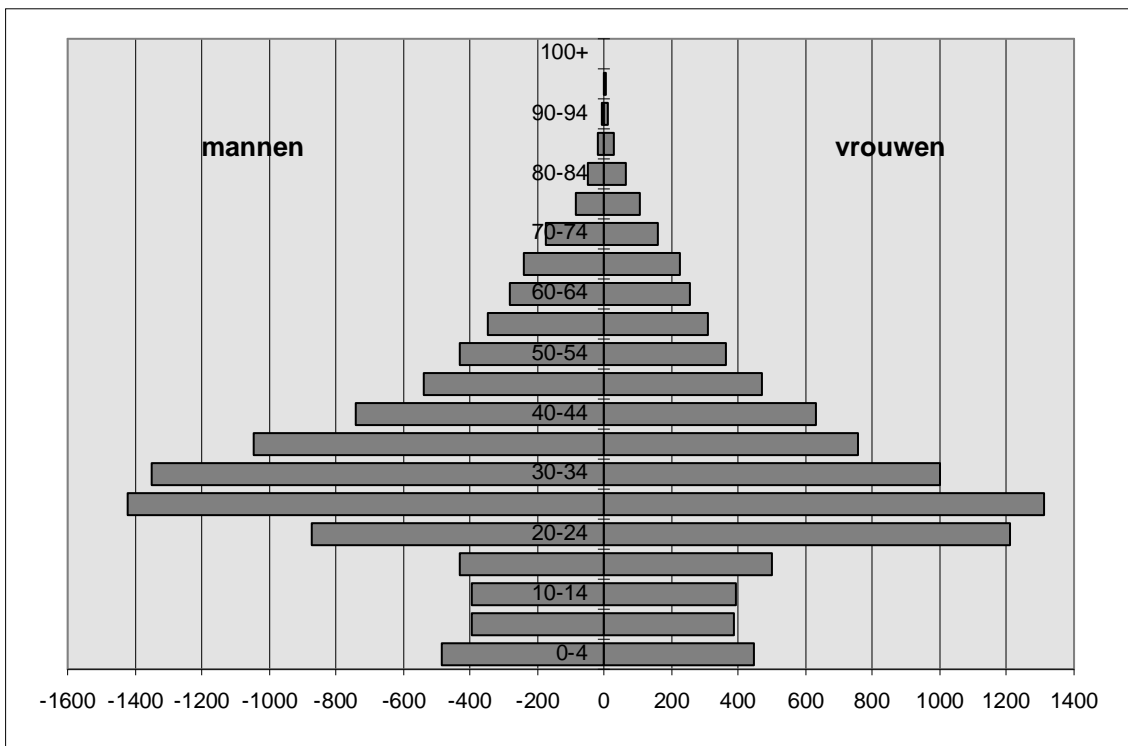
* = som(aantal per leeftijd x leeftijd)/aantal inwoners

**1.6. Bevolking naar leeftijdsklasse en geslacht
(31 december 2005)**

a) Belgen (mannen/vrouwen)



b) Vreemdelingen (mannen/vrouwen)

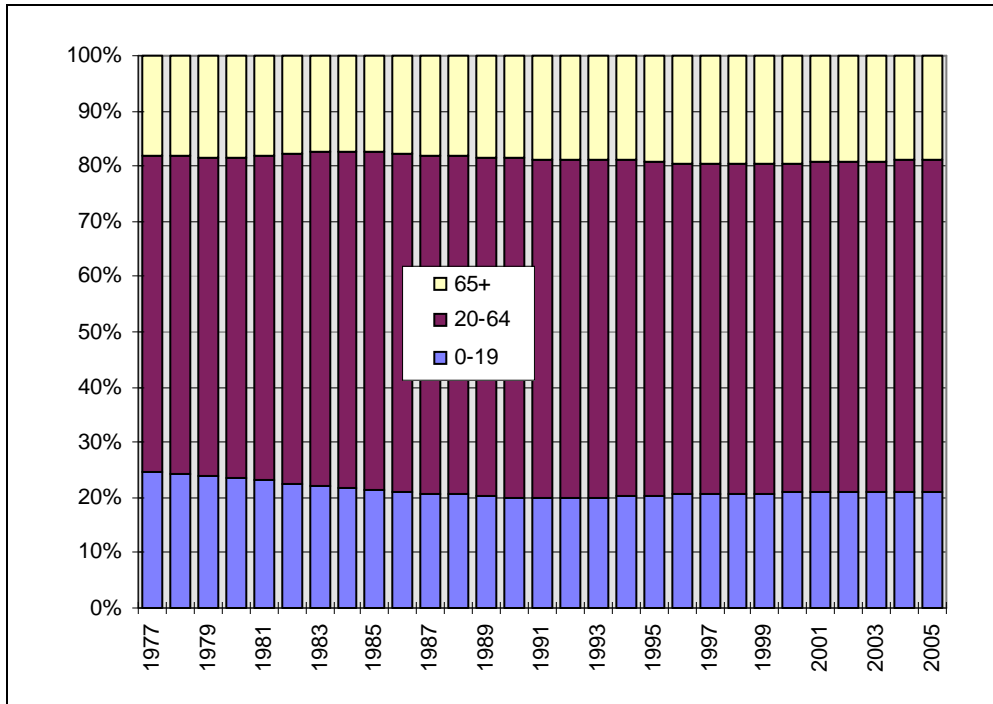


**1.7. Aandeel van 3 leeftijdsgroepen
(0 - 19 jaar, 20 - 64 jaar, 65 jaar en ouder) in de totale bevolking
(in %)**

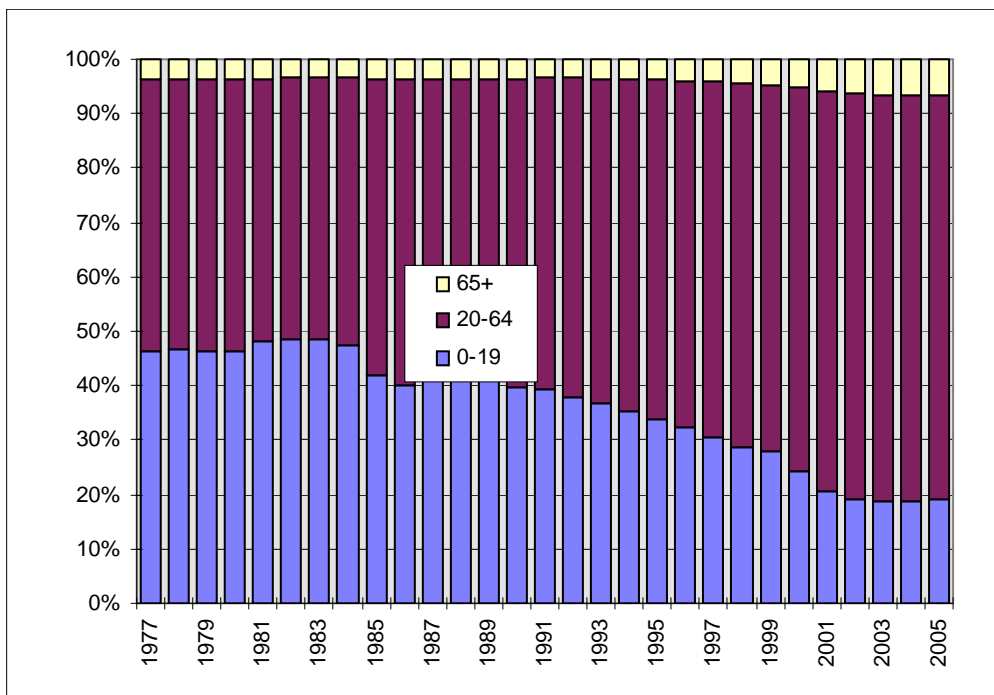
| JAAR | 0-19 | 20-64 | 65+ |
|-------------|--------------|--------------|--------------|
| 1977 | 25,90 | 56,85 | 17,25 |
| 1978 | 25,60 | 57,03 | 17,37 |
| 1979 | 25,17 | 57,24 | 17,59 |
| 1980 | 24,84 | 57,67 | 17,49 |
| 1981 | 24,46 | 58,28 | 17,26 |
| 1982 | 24,09 | 59,06 | 16,85 |
| 1983 | 23,69 | 59,82 | 16,49 |
| 1984 | 23,17 | 60,36 | 16,47 |
| 1985 | 22,74 | 60,58 | 16,68 |
| 1986 | 22,34 | 60,81 | 16,85 |
| 1987 | 22,10 | 60,82 | 17,07 |
| 1988 | 21,93 | 60,75 | 17,32 |
| 1989 | 21,74 | 60,86 | 17,41 |
| 1990 | 21,51 | 60,97 | 17,52 |
| 1991 | 21,41 | 61,04 | 17,55 |
| 1992 | 21,39 | 61,03 | 17,59 |
| 1993 | 21,32 | 61 | 17,69 |
| 1994 | 21,34 | 60,84 | 17,81 |
| 1995 | 21,41 | 60,58 | 18,01 |
| 1996 | 21,43 | 60,36 | 18,21 |
| 1997 | 21,38 | 60,29 | 18,33 |
| 1998 | 21,24 | 60,28 | 18,46 |
| 1999 | 21,21 | 60,31 | 18,49 |
| 2000 | 21,07 | 60,46 | 18,48 |
| 2001 | 20,94 | 60,63 | 18,43 |
| 2002 | 20,84 | 60,88 | 18,28 |
| 2003 | 20,79 | 60,97 | 18,24 |
| 2004 | 20,82 | 61,04 | 18,14 |
| 2005 | 20,91 | 61,20 | 17,89 |

**Aandeel van 3 leeftijdsgroepen
(0-19 jaar, 20-64 jaar en 65 jaar en ouder) in de totale bevolking
(Belgen - Vreemdelingen) - diagram**

a) Belgen :



b) Vreemdelingen :



1.8. Bevolking per administratief dienstencentrum. Belgen, vreemdelingen en totale bevolking, per geslacht (31/12/2005)

| dienstencentrum | Belgen | | | Vreemdelingen | | | totaal | | |
|---------------------|---------------|---------------|---------------|---------------|-------------|--------------|---------------|---------------|---------------|
| | M | V | tot. | M | V | tot. | M | V | tot. |
| Drongen | 6307 | 6452 | 12759 | 100 | 81 | 181 | 6407 | 6533 | 12940 |
| Gent-Centrum | 34813 | 36302 | 71115 | 4907 | 4504 | 9411 | 39720 | 40806 | 80526 |
| Gentbrugge | 6734 | 7213 | 13947 | 205 | 210 | 415 | 6939 | 7423 | 14362 |
| Ledeberg | 6086 | 6392 | 12478 | 767 | 729 | 1496 | 6853 | 7121 | 13974 |
| Mariakerke | 6971 | 7265 | 14236 | 343 | 308 | 651 | 7314 | 7573 | 14887 |
| Muide-Meulestede | 2377 | 2291 | 4668 | 402 | 405 | 807 | 2779 | 2696 | 5475 |
| Nieuw-Gent | 6557 | 7201 | 13758 | 840 | 772 | 1612 | 7397 | 7973 | 15370 |
| Oostakker | 6881 | 7138 | 14019 | 119 | 95 | 214 | 7000 | 7233 | 14233 |
| Sint-Amandsberg | 12660 | 13747 | 26407 | 998 | 950 | 1948 | 13658 | 14697 | 28355 |
| Sint-Denijs-Westrem | 2723 | 3122 | 5845 | 74 | 65 | 139 | 2797 | 3187 | 5984 |
| Wondelgem | 9269 | 9795 | 19064 | 489 | 442 | 931 | 9758 | 10237 | 19995 |
| Zwijnaarde | 3290 | 3445 | 6735 | 66 | 59 | 125 | 3356 | 3504 | 6860 |
| Totaal | 104668 | 110363 | 215031 | 9310 | 8620 | 17930 | 113978 | 118983 | 232961 |

**1.9. Bevolking per administratief dienstencentrum. (31/12/2005) -
kaart**

a) Totale bevolking :

b) Vreemdelingen :

**1.10. Bevolkingsevolutie per administratief dienstencentrum.
Belgen, vreemdelingen en totale bevolking, per geslacht**

| jaar | Belgen | | | Vreemdelingen | | | Totaal | | |
|------|--------|---|------|---------------|---|------|--------|---|------|
| | M | V | tot. | M | V | tot. | M | V | tot. |

DIENTSTENCENTRUM : DRONGEN

| | | | | | | | | | |
|------|------|------|-------|-----|----|-----|------|------|-------|
| 1991 | 6228 | 6328 | 12556 | 65 | 43 | 108 | 6293 | 6371 | 12664 |
| 1992 | 6267 | 6380 | 12647 | 70 | 42 | 112 | 6337 | 6422 | 12759 |
| 1993 | 6293 | 6419 | 12712 | 73 | 44 | 117 | 6366 | 6463 | 12829 |
| 1994 | 6300 | 6390 | 12690 | 73 | 45 | 118 | 6373 | 6435 | 12808 |
| 1995 | 6349 | 6428 | 12777 | 71 | 41 | 112 | 6420 | 6469 | 12889 |
| 1996 | 6321 | 6415 | 12736 | 75 | 39 | 114 | 6396 | 6454 | 12850 |
| 1997 | 6302 | 6446 | 12748 | 79 | 50 | 129 | 6381 | 6496 | 12877 |
| 1998 | 6262 | 6450 | 12712 | 75 | 47 | 122 | 6337 | 6497 | 12834 |
| 1999 | 6228 | 6395 | 12623 | 80 | 49 | 129 | 6308 | 6444 | 12752 |
| 2000 | 6279 | 6492 | 12771 | 77 | 55 | 132 | 6356 | 6547 | 12903 |
| 2001 | 6264 | 6530 | 12794 | 75 | 61 | 136 | 6339 | 6591 | 12930 |
| 2002 | 6279 | 6505 | 12784 | 84 | 73 | 157 | 6363 | 6578 | 12941 |
| 2003 | 6274 | 6490 | 12764 | 89 | 77 | 166 | 6363 | 6567 | 12930 |
| 2004 | 6289 | 6442 | 12731 | 82 | 66 | 148 | 6371 | 6508 | 12879 |
| 2005 | 6307 | 6452 | 12759 | 100 | 81 | 181 | 6407 | 6533 | 12940 |

DIENTSTENCENTRUM : GENT-CENTRUM

| | | | | | | | | | |
|------|-------|-------|-------|------|------|-------|-------|-------|-------|
| 1991 | 32756 | 37127 | 69883 | 6031 | 5143 | 11174 | 38787 | 42270 | 81057 |
| 1992 | 32757 | 36917 | 69674 | 6074 | 5189 | 11263 | 38831 | 42106 | 80937 |
| 1993 | 32466 | 36415 | 68881 | 5836 | 4978 | 10814 | 38302 | 41393 | 79695 |
| 1994 | 32427 | 36234 | 68661 | 5686 | 4917 | 10603 | 38113 | 41151 | 79264 |
| 1995 | 32351 | 35850 | 68201 | 5407 | 4931 | 10338 | 37758 | 40781 | 78539 |
| 1996 | 31976 | 35266 | 67242 | 5267 | 4880 | 10147 | 37243 | 40146 | 77389 |
| 1997 | 31897 | 35068 | 66965 | 5155 | 4740 | 9895 | 37052 | 39808 | 76860 |
| 1998 | 31965 | 34788 | 66753 | 5005 | 4583 | 9588 | 36970 | 39371 | 76341 |
| 1999 | 31860 | 34551 | 66411 | 5091 | 4640 | 9731 | 36951 | 39191 | 76142 |
| 2000 | 32161 | 34767 | 66928 | 4575 | 4283 | 8858 | 36736 | 39050 | 75786 |
| 2001 | 33300 | 35717 | 69017 | 4150 | 3821 | 7971 | 37450 | 39538 | 76988 |
| 2002 | 33683 | 35766 | 69449 | 4228 | 3780 | 8008 | 37911 | 39546 | 77457 |
| 2003 | 34235 | 36158 | 70393 | 4275 | 3912 | 8187 | 38510 | 40070 | 78580 |
| 2004 | 34613 | 36345 | 70958 | 4401 | 3994 | 8395 | 39014 | 40339 | 79353 |
| 2005 | 34813 | 36302 | 71115 | 4907 | 4504 | 9411 | 39720 | 40806 | 80526 |

DIENTSTENCENTRUM : GENTBRUGGE

| | | | | | | | | | |
|------|------|------|-------|-----|-----|-----|------|------|-------|
| 1991 | 6848 | 7364 | 14212 | 129 | 93 | 222 | 6977 | 7457 | 14434 |
| 1992 | 6831 | 7379 | 14210 | 137 | 107 | 244 | 6968 | 7486 | 14454 |
| 1993 | 6833 | 7364 | 14197 | 139 | 114 | 253 | 6972 | 7478 | 14450 |
| 1994 | 6836 | 7345 | 14181 | 139 | 112 | 251 | 6975 | 7457 | 14432 |
| 1995 | 6770 | 7294 | 14064 | 144 | 125 | 269 | 6914 | 7419 | 14333 |
| 1996 | 6760 | 7315 | 14075 | 153 | 135 | 288 | 6913 | 7450 | 14363 |
| 1997 | 6731 | 7304 | 14035 | 173 | 155 | 328 | 6904 | 7459 | 14363 |
| 1998 | 6764 | 7327 | 14091 | 172 | 151 | 323 | 6936 | 7478 | 14414 |
| 1999 | 6745 | 7303 | 14048 | 164 | 164 | 328 | 6909 | 7467 | 14376 |
| 2000 | 6799 | 7284 | 14083 | 159 | 150 | 309 | 6958 | 7434 | 14392 |
| 2001 | 6768 | 7267 | 14035 | 147 | 168 | 315 | 6915 | 7435 | 14350 |
| 2002 | 6793 | 7264 | 14057 | 155 | 161 | 316 | 6948 | 7425 | 14373 |
| 2003 | 6770 | 7221 | 13991 | 157 | 171 | 328 | 6927 | 7392 | 14319 |
| 2004 | 6782 | 7245 | 14027 | 175 | 189 | 364 | 6957 | 7434 | 14391 |
| 2005 | 6734 | 7213 | 13947 | 205 | 210 | 415 | 6939 | 7423 | 14362 |

| jaar | Belgen | | | Vreemdelingen | | | Totaal | | |
|------|--------|---|------|---------------|---|------|--------|---|------|
| | M | V | tot. | M | V | tot. | M | V | tot. |

DIENSTENCENTRUM : LEDEBERG

| | | | | | | | | | |
|------|-------------|-------------|--------------|------------|------------|-------------|-------------|-------------|--------------|
| 1991 | 6127 | 6762 | 12889 | 540 | 475 | 1015 | 6667 | 7237 | 13904 |
| 1992 | 6067 | 6714 | 12781 | 577 | 513 | 1090 | 6644 | 7227 | 13871 |
| 1993 | 5968 | 6596 | 12564 | 615 | 509 | 1124 | 6583 | 7105 | 13688 |
| 1994 | 5929 | 6452 | 12381 | 597 | 522 | 1119 | 6526 | 6974 | 13500 |
| 1995 | 5837 | 6317 | 12154 | 594 | 544 | 1138 | 6431 | 6861 | 13292 |
| 1996 | 5885 | 6381 | 12266 | 632 | 555 | 1187 | 6517 | 6936 | 13453 |
| 1997 | 5861 | 6276 | 12137 | 621 | 582 | 1203 | 6482 | 6858 | 13340 |
| 1998 | 5904 | 6293 | 12197 | 590 | 575 | 1165 | 6494 | 6868 | 13362 |
| 1999 | 5869 | 6263 | 12132 | 663 | 654 | 1317 | 6532 | 6917 | 13449 |
| 2000 | 5937 | 6267 | 12204 | 601 | 591 | 1192 | 6538 | 6858 | 13396 |
| 2001 | 5958 | 6319 | 12227 | 548 | 533 | 1081 | 6506 | 6852 | 13358 |
| 2002 | 6074 | 6392 | 12466 | 580 | 544 | 1124 | 6654 | 6936 | 13590 |
| 2003 | 6046 | 6376 | 12422 | 633 | 610 | 1243 | 6679 | 6986 | 13665 |
| 2004 | 6038 | 6362 | 12400 | 664 | 652 | 1316 | 6702 | 7014 | 13716 |
| 2005 | 6086 | 6392 | 12478 | 767 | 729 | 1496 | 6853 | 7121 | 13974 |

DIENSTENCENTRUM : MARIAKERKE

| | | | | | | | | | |
|------|-------------|-------------|--------------|------------|------------|------------|-------------|-------------|--------------|
| 1991 | 7025 | 7297 | 14322 | 213 | 163 | 376 | 7238 | 7460 | 14698 |
| 1992 | 6992 | 7316 | 14308 | 204 | 153 | 357 | 7196 | 7469 | 14665 |
| 1993 | 6999 | 7295 | 14294 | 243 | 189 | 432 | 7242 | 7484 | 14726 |
| 1994 | 7036 | 7229 | 14265 | 249 | 206 | 455 | 7285 | 7435 | 14720 |
| 1995 | 7010 | 7248 | 14258 | 271 | 209 | 480 | 7281 | 7457 | 14738 |
| 1996 | 6917 | 7216 | 14133 | 279 | 219 | 498 | 7196 | 7435 | 14631 |
| 1997 | 6871 | 7200 | 14071 | 283 | 229 | 512 | 7154 | 7429 | 14583 |
| 1998 | 6871 | 7190 | 14061 | 293 | 243 | 536 | 7164 | 7433 | 14597 |
| 1999 | 6893 | 7161 | 14054 | 300 | 266 | 566 | 7193 | 7427 | 14620 |
| 2000 | 6905 | 7182 | 14087 | 277 | 254 | 531 | 7182 | 7436 | 14618 |
| 2001 | 6887 | 7114 | 14001 | 252 | 217 | 469 | 7139 | 7331 | 14470 |
| 2002 | 6869 | 7128 | 13997 | 271 | 227 | 498 | 7140 | 7355 | 14495 |
| 2003 | 6883 | 7108 | 13991 | 305 | 287 | 592 | 7188 | 7395 | 14583 |
| 2004 | 6955 | 7174 | 14129 | 322 | 295 | 617 | 7277 | 7469 | 14746 |
| 2005 | 6971 | 7265 | 14236 | 343 | 308 | 651 | 7314 | 7573 | 14887 |

DIENSTENCENTRUM : MUIDE-MEULESTEDE

| | | | | | | | | | |
|------|-------------|-------------|-------------|------------|------------|------------|-------------|-------------|-------------|
| 1991 | 2353 | 2588 | 4941 | 368 | 312 | 680 | 2721 | 2900 | 5621 |
| 1992 | 2334 | 2578 | 4912 | 366 | 289 | 655 | 2700 | 2867 | 5567 |
| 1993 | 2350 | 2544 | 4894 | 376 | 313 | 689 | 2726 | 2857 | 5583 |
| 1994 | 2344 | 2525 | 4869 | 363 | 296 | 659 | 2707 | 2821 | 5528 |
| 1995 | 2370 | 2471 | 4841 | 343 | 309 | 652 | 2713 | 2780 | 5493 |
| 1996 | 2283 | 2433 | 4716 | 334 | 307 | 641 | 2617 | 2740 | 5357 |
| 1997 | 2313 | 2374 | 4687 | 320 | 298 | 618 | 2633 | 2672 | 5305 |
| 1998 | 2334 | 2394 | 4728 | 287 | 295 | 582 | 2621 | 2689 | 5310 |
| 1999 | 2237 | 2273 | 4510 | 299 | 312 | 611 | 2536 | 2585 | 5121 |
| 2000 | 2296 | 2232 | 4528 | 264 | 287 | 551 | 2560 | 2519 | 5079 |
| 2001 | 2352 | 2322 | 4674 | 240 | 234 | 474 | 2592 | 2556 | 5148 |
| 2002 | 2385 | 2366 | 4751 | 253 | 256 | 509 | 2638 | 2622 | 5260 |
| 2003 | 2343 | 2307 | 4650 | 275 | 267 | 542 | 2618 | 2574 | 5192 |
| 2004 | 2356 | 2316 | 4672 | 319 | 316 | 635 | 2675 | 2632 | 5307 |
| 2005 | 2377 | 2291 | 4668 | 402 | 405 | 807 | 2779 | 2696 | 5475 |

| jaar | Belgen | | | Vreemdelingen | | | Totaal | | |
|------|--------|---|------|---------------|---|------|--------|---|------|
| | M | V | tot. | M | V | tot. | M | V | tot. |

DIENSTENCENTRUM : NIEUW-GENT

| | | | | | | | | | |
|------|-------------|-------------|--------------|------------|------------|-------------|-------------|-------------|--------------|
| 1991 | 7059 | 8149 | 15208 | 696 | 411 | 1107 | 7755 | 8560 | 16315 |
| 1992 | 6938 | 8012 | 14950 | 776 | 463 | 1239 | 7714 | 8475 | 16189 |
| 1993 | 6751 | 7864 | 14615 | 762 | 470 | 1232 | 7513 | 8334 | 15847 |
| 1994 | 6668 | 7800 | 14468 | 723 | 473 | 1196 | 7391 | 8273 | 15664 |
| 1995 | 6501 | 7637 | 14138 | 713 | 494 | 1207 | 7214 | 8131 | 15345 |
| 1996 | 6482 | 7555 | 14037 | 659 | 504 | 1163 | 7141 | 8059 | 15200 |
| 1997 | 6437 | 7455 | 13892 | 606 | 493 | 1099 | 7043 | 7948 | 14991 |
| 1998 | 6384 | 7343 | 13727 | 635 | 518 | 1153 | 7019 | 7861 | 14880 |
| 1999 | 6335 | 7285 | 13620 | 691 | 549 | 1240 | 7026 | 7834 | 14860 |
| 2000 | 6405 | 7331 | 13736 | 717 | 595 | 1312 | 7122 | 7926 | 15048 |
| 2001 | 6417 | 7341 | 13758 | 748 | 643 | 1391 | 7165 | 7984 | 15149 |
| 2002 | 6730 | 7516 | 14246 | 828 | 711 | 1539 | 7558 | 8227 | 15785 |
| 2003 | 6529 | 7316 | 13845 | 860 | 721 | 1581 | 7389 | 8037 | 15426 |
| 2004 | 6589 | 7306 | 13895 | 822 | 723 | 1545 | 7411 | 8029 | 15440 |
| 2005 | 6557 | 7201 | 13758 | 840 | 772 | 1612 | 7397 | 7973 | 15370 |

DIENSTENCENTRUM : OOSTAKKER

| | | | | | | | | | |
|------|-------------|-------------|--------------|------------|-----------|------------|-------------|-------------|--------------|
| 1991 | 6113 | 6205 | 12318 | 78 | 43 | 121 | 6191 | 6248 | 12439 |
| 1992 | 6152 | 6202 | 12354 | 82 | 47 | 129 | 6234 | 6249 | 12483 |
| 1993 | 6128 | 6162 | 12290 | 87 | 52 | 139 | 6215 | 6214 | 12429 |
| 1994 | 6160 | 6185 | 12345 | 91 | 62 | 153 | 6251 | 6247 | 12498 |
| 1995 | 6182 | 6251 | 12433 | 109 | 74 | 183 | 6291 | 6325 | 12616 |
| 1996 | 6314 | 6326 | 12640 | 115 | 78 | 193 | 6429 | 6404 | 12833 |
| 1997 | 6379 | 6396 | 12775 | 138 | 87 | 225 | 6517 | 6483 | 13000 |
| 1998 | 6482 | 6588 | 13070 | 135 | 85 | 220 | 6617 | 6673 | 13290 |
| 1999 | 6568 | 6668 | 13236 | 132 | 76 | 208 | 6700 | 6744 | 13444 |
| 2000 | 6654 | 6743 | 13397 | 106 | 73 | 179 | 6760 | 6816 | 13576 |
| 2001 | 6737 | 6796 | 13533 | 105 | 74 | 179 | 6842 | 6870 | 13712 |
| 2002 | 6731 | 6876 | 13607 | 96 | 71 | 167 | 6827 | 6947 | 13774 |
| 2003 | 6790 | 6985 | 13775 | 102 | 86 | 188 | 6892 | 7071 | 13963 |
| 2004 | 6858 | 7052 | 13910 | 111 | 87 | 198 | 6969 | 7139 | 14108 |
| 2005 | 6881 | 7138 | 14019 | 119 | 95 | 214 | 7000 | 7233 | 14233 |

DIENSTENCENTRUM : SINT-AMANDSBERG

| | | | | | | | | | |
|------|--------------|--------------|--------------|------------|------------|-------------|--------------|--------------|--------------|
| 1991 | 11595 | 12939 | 24534 | 946 | 898 | 1844 | 12541 | 13837 | 26378 |
| 1992 | 11482 | 12849 | 24331 | 985 | 933 | 1918 | 12467 | 13782 | 26249 |
| 1993 | 11584 | 12839 | 24423 | 1071 | 1018 | 2089 | 12655 | 13857 | 26512 |
| 1994 | 11584 | 12858 | 24442 | 1065 | 992 | 2057 | 12649 | 13850 | 26499 |
| 1995 | 11652 | 12935 | 24587 | 1042 | 981 | 2023 | 12694 | 13916 | 26610 |
| 1996 | 11753 | 12992 | 24745 | 1016 | 983 | 1999 | 12769 | 13975 | 26744 |
| 1997 | 11709 | 12918 | 24627 | 1039 | 966 | 2005 | 12748 | 13884 | 26632 |
| 1998 | 11726 | 12884 | 24610 | 1026 | 955 | 1981 | 12752 | 13839 | 26591 |
| 1999 | 11857 | 13027 | 24884 | 1112 | 1034 | 2146 | 12969 | 14061 | 27030 |
| 2000 | 12136 | 13302 | 25438 | 960 | 890 | 1850 | 13096 | 14192 | 27288 |
| 2001 | 12301 | 13491 | 25792 | 894 | 774 | 1668 | 13195 | 14265 | 27460 |
| 2002 | 12383 | 13573 | 25956 | 896 | 787 | 1683 | 13279 | 14360 | 27639 |
| 2003 | 12574 | 13638 | 26212 | 932 | 871 | 1803 | 13506 | 14509 | 28015 |
| 2004 | 12641 | 13719 | 26360 | 936 | 867 | 1803 | 13577 | 14586 | 28163 |
| 2005 | 12660 | 13747 | 26407 | 998 | 950 | 1948 | 13658 | 14697 | 28355 |

| jaar | Belgen | | | Vreemdelingen | | | Totaal | | |
|------|--------|---|------|---------------|---|------|--------|---|------|
| | M | V | tot. | M | V | tot. | M | V | tot. |

DIENSTENCENTRUM : SINT-DENIJS-WESTREM

| | | | | | | | | | |
|------|------|------|------|----|----|-----|------|------|------|
| 1991 | 2813 | 3189 | 6002 | 53 | 34 | 87 | 2866 | 3223 | 6089 |
| 1992 | 2813 | 3183 | 5996 | 58 | 42 | 100 | 2871 | 3225 | 6096 |
| 1993 | 2815 | 3218 | 6033 | 57 | 42 | 99 | 2872 | 3260 | 6132 |
| 1994 | 2807 | 3226 | 6033 | 61 | 42 | 103 | 2868 | 3268 | 6136 |
| 1995 | 2826 | 3219 | 6045 | 61 | 53 | 114 | 2887 | 3272 | 6159 |
| 1996 | 2811 | 3236 | 6047 | 58 | 53 | 111 | 2869 | 3289 | 6158 |
| 1997 | 2811 | 3230 | 6041 | 62 | 59 | 121 | 2873 | 3289 | 6162 |
| 1998 | 2801 | 3207 | 6008 | 60 | 61 | 121 | 2861 | 3268 | 6129 |
| 1999 | 2789 | 3226 | 6015 | 57 | 60 | 117 | 2846 | 3286 | 6132 |
| 2000 | 2798 | 3208 | 6006 | 56 | 60 | 116 | 2854 | 3268 | 6122 |
| 2001 | 2799 | 3206 | 6005 | 51 | 58 | 109 | 2850 | 3264 | 6114 |
| 2002 | 2742 | 3207 | 5949 | 53 | 58 | 111 | 2795 | 3265 | 6060 |
| 2003 | 2727 | 3174 | 5901 | 63 | 60 | 123 | 2790 | 3234 | 6024 |
| 2004 | 2728 | 3157 | 5885 | 80 | 70 | 150 | 2808 | 3227 | 6035 |
| 2005 | 2723 | 3122 | 5845 | 74 | 65 | 139 | 2797 | 3187 | 5984 |

DIENSTENCENTRUM : WONDELGEM

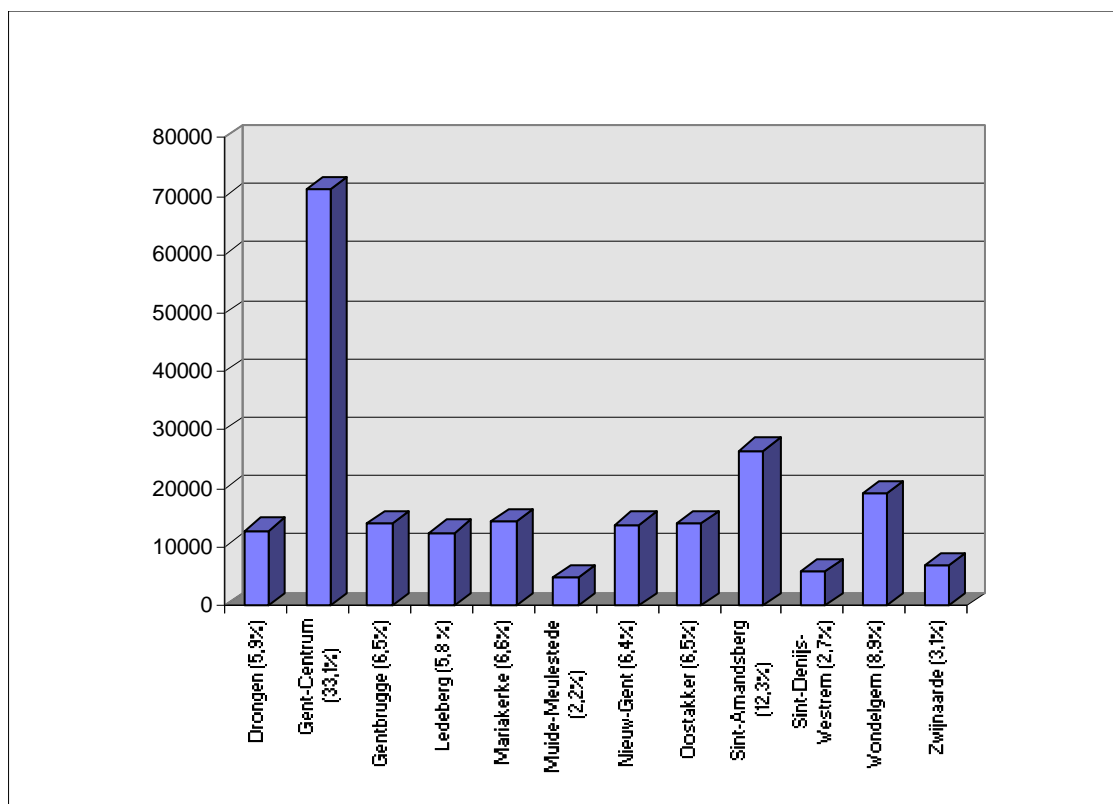
| | | | | | | | | | |
|------|------|------|-------|-----|-----|-----|------|-------|-------|
| 1991 | 9281 | 9663 | 18944 | 300 | 221 | 521 | 9581 | 9884 | 19465 |
| 1992 | 9259 | 9651 | 18910 | 318 | 249 | 567 | 9577 | 9900 | 19477 |
| 1993 | 9271 | 9629 | 18900 | 339 | 262 | 601 | 9610 | 9891 | 19501 |
| 1994 | 9180 | 9632 | 18812 | 343 | 286 | 629 | 9523 | 9918 | 19441 |
| 1995 | 9185 | 9669 | 18854 | 336 | 290 | 626 | 9521 | 9959 | 19480 |
| 1996 | 9162 | 9689 | 18851 | 348 | 287 | 635 | 9510 | 9976 | 19486 |
| 1997 | 9188 | 9662 | 18850 | 338 | 305 | 643 | 9526 | 9967 | 19493 |
| 1998 | 9142 | 9548 | 18690 | 348 | 329 | 677 | 9490 | 9877 | 19367 |
| 1999 | 9118 | 9523 | 18641 | 372 | 352 | 724 | 9490 | 9875 | 19365 |
| 2000 | 9194 | 9633 | 18827 | 363 | 336 | 699 | 9557 | 9969 | 19526 |
| 2001 | 9199 | 9675 | 18874 | 360 | 328 | 688 | 9559 | 10003 | 19562 |
| 2002 | 9214 | 9721 | 18935 | 370 | 343 | 713 | 9584 | 10064 | 19648 |
| 2003 | 9181 | 9656 | 18837 | 407 | 391 | 798 | 9588 | 10047 | 19635 |
| 2004 | 9234 | 9752 | 18986 | 437 | 400 | 837 | 9671 | 10152 | 19823 |
| 2005 | 9269 | 9795 | 19064 | 489 | 442 | 931 | 9758 | 10237 | 19995 |

DIENSTENCENTRUM : ZWIJNAARDE

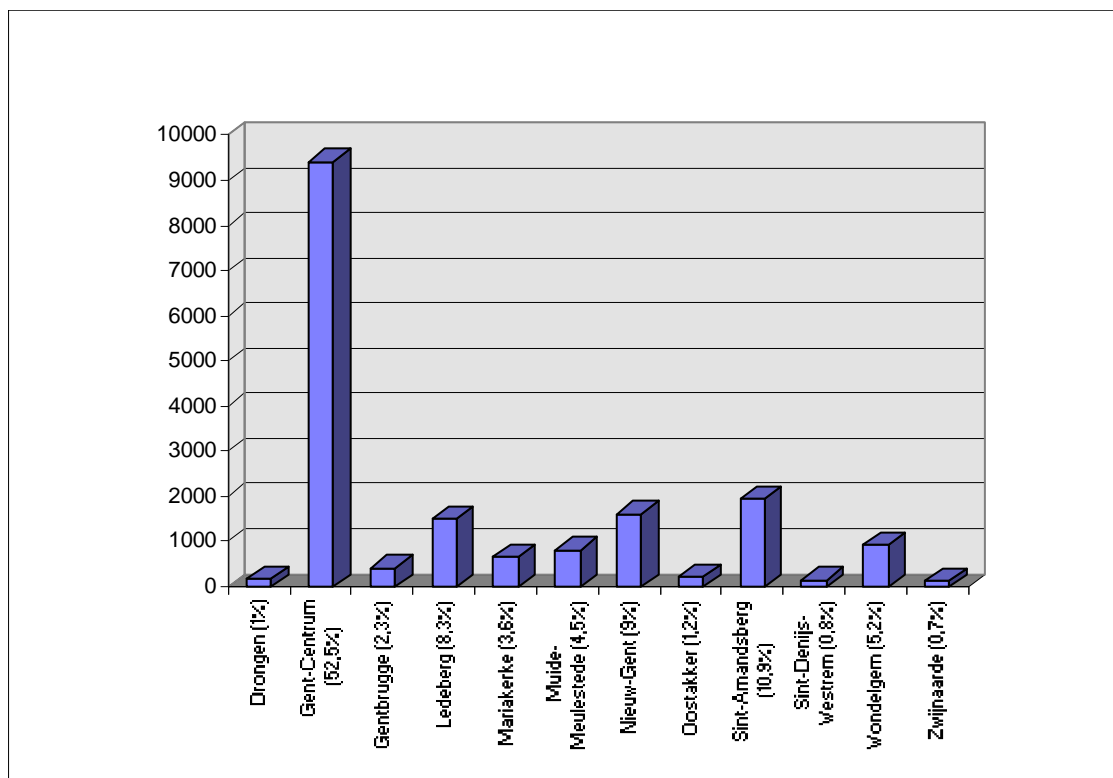
| | | | | | | | | | |
|------|------|------|------|----|----|-----|------|------|------|
| 1991 | 3435 | 3526 | 6961 | 48 | 39 | 87 | 3483 | 3565 | 7048 |
| 1992 | 3436 | 3533 | 6969 | 43 | 40 | 83 | 3479 | 3573 | 7052 |
| 1993 | 3412 | 3500 | 6912 | 46 | 37 | 83 | 3458 | 3537 | 6995 |
| 1994 | 3388 | 3489 | 6877 | 42 | 38 | 80 | 3430 | 3527 | 6957 |
| 1995 | 3376 | 3492 | 6868 | 42 | 32 | 74 | 3418 | 3524 | 6942 |
| 1996 | 3371 | 3484 | 6855 | 42 | 32 | 74 | 3413 | 3516 | 6929 |
| 1997 | 3360 | 3470 | 6830 | 42 | 35 | 77 | 3402 | 3505 | 6907 |
| 1998 | 3333 | 3444 | 6777 | 50 | 41 | 91 | 3383 | 3485 | 6868 |
| 1999 | 3335 | 3440 | 6775 | 52 | 42 | 94 | 3387 | 3482 | 6869 |
| 2000 | 3308 | 3426 | 6734 | 58 | 47 | 105 | 3366 | 3473 | 6839 |
| 2001 | 3325 | 3408 | 6733 | 61 | 48 | 109 | 3386 | 3456 | 6842 |
| 2002 | 3316 | 3412 | 6728 | 61 | 51 | 112 | 3377 | 3463 | 6840 |
| 2003 | 3297 | 3387 | 6684 | 68 | 53 | 121 | 3365 | 3440 | 6805 |
| 2004 | 3270 | 3381 | 6651 | 65 | 57 | 122 | 3335 | 3438 | 6773 |
| 2005 | 3290 | 3445 | 6735 | 66 | 59 | 125 | 3356 | 3504 | 6860 |

1.11. Bevolking per administratief dienstencentrum (31/12/2005)

a) Belgen



b) Vreemdelingen



1.12. Bevolking per deelgemeente. Belgen, vreemdelingen en totale bevolking, per geslacht (31/12/2005)

a) vroegere deelgemeenten (volgens postcode)

| | Belgen | | | Vreemdelingen | | | Totaal | | |
|---------------------|---------------|---------------|---------------|---------------|-------------|--------------|---------------|---------------|---------------|
| | M | V | tot | M | V | tot | M | V | tot |
| Afsnee | 687 | 704 | 1391 | 15 | 14 | 29 | 702 | 718 | 1420 |
| Drongen | 5976 | 6135 | 12111 | 90 | 75 | 165 | 6066 | 6210 | 12276 |
| Gent-Centrum | 50740 | 53127 | 103867 | 6981 | 6475 | 13456 | 57721 | 59602 | 117323 |
| Gent-Kanaalzone | 1253 | 1218 | 2471 | 14 | 15 | 29 | 1267 | 1233 | 2500 |
| Gentbrugge | 9299 | 9983 | 19282 | 381 | 382 | 763 | 9680 | 10365 | 20045 |
| Ledeberg | 3497 | 3602 | 7099 | 588 | 553 | 1141 | 4085 | 4155 | 8240 |
| Mariakerke | 5536 | 5904 | 11440 | 134 | 106 | 240 | 5670 | 6010 | 11680 |
| Oostakker | 6035 | 6303 | 12338 | 106 | 76 | 182 | 6141 | 6379 | 12520 |
| Sint-Amandsberg | 10125 | 11065 | 21190 | 704 | 666 | 1370 | 10829 | 11731 | 22560 |
| Sint-Denijs-Westrem | 2361 | 2712 | 5073 | 67 | 55 | 122 | 2428 | 2767 | 5195 |
| Wondelgem | 5874 | 6166 | 12040 | 163 | 145 | 308 | 6037 | 6311 | 12348 |
| Zwijnaarde | 3285 | 3444 | 6729 | 67 | 58 | 125 | 3352 | 3502 | 6854 |
| Totaal | 104668 | 110363 | 215031 | 9310 | 8620 | 17930 | 113978 | 118983 | 232961 |

b) uitsplitsing Afsnee

| | Belgen | | | Vreemdelingen | | | Totaal | | |
|---------------------|------------|------------|-------------|---------------|-----------|-----------|------------|------------|-------------|
| | M | V | tot | M | V | tot | M | V | tot |
| Drongen | 331 | 317 | 648 | 10 | 6 | 16 | 341 | 323 | 664 |
| Sint-Denijs-Westrem | 356 | 387 | 743 | 5 | 8 | 13 | 361 | 395 | 756 |
| Totaal | 687 | 704 | 1391 | 15 | 14 | 29 | 702 | 718 | 1420 |

c) uitsplitsing Kanaalzone

| | Belgen | | | Vreemdelingen | | | Totaal | | |
|-------------------|-------------|-------------|-------------|---------------|-----------|-----------|-------------|-------------|-------------|
| | M | V | tot | M | V | tot | M | V | tot |
| Mendonk | 121 | 108 | 229 | 4 | 3 | 7 | 125 | 111 | 236 |
| Terdonk | 90 | 88 | 178 | 3 | 2 | 5 | 93 | 90 | 183 |
| Sint-Kruis-Winkel | 581 | 585 | 1166 | 4 | 6 | 10 | 585 | 591 | 1176 |
| Desteldonk | 461 | 437 | 898 | 3 | 4 | 7 | 464 | 441 | 905 |
| Kanaalzone | 1253 | 1218 | 2471 | 14 | 15 | 29 | 1267 | 1233 | 2500 |

**1.13. Bevolkingsevolutie per deelgemeente (grenzen vóór de fusie)
Belgen, vreemdelingen en totale bevolking**

| jaar | Belgen | | | Vreemdelingen | | | Totaal | | |
|----------------------------------|--------------|--------------|---------------|---------------|-------------|--------------|--------------|--------------|---------------|
| | M | V | tot. | M | V | tot. | M | V | tot. |
| DEELGEMEENTE AFSNEE | | | | | | | | | |
| 1991 | 669 | 666 | 1335 | 12 | 7 | 19 | 681 | 673 | 1354 |
| 1992 | 665 | 671 | 1336 | 12 | 4 | 16 | 677 | 675 | 1352 |
| 1993 | 670 | 674 | 1344 | 12 | 4 | 16 | 682 | 678 | 1360 |
| 1994 | 679 | 675 | 1354 | 14 | 5 | 19 | 693 | 680 | 1373 |
| 1995 | 680 | 670 | 1350 | 14 | 7 | 21 | 694 | 677 | 1371 |
| 1996 | 678 | 680 | 1358 | 13 | 6 | 19 | 691 | 686 | 1377 |
| 1997 | 667 | 683 | 1350 | 14 | 10 | 24 | 681 | 693 | 1374 |
| 1998 | 670 | 680 | 1350 | 13 | 11 | 24 | 683 | 691 | 1374 |
| 1999 | 658 | 690 | 1348 | 14 | 10 | 24 | 672 | 700 | 1372 |
| 2000 | 670 | 704 | 1374 | 13 | 13 | 26 | 683 | 717 | 1400 |
| 2001 | 672 | 695 | 1367 | 12 | 13 | 25 | 684 | 708 | 1392 |
| 2002 | 664 | 706 | 1370 | 14 | 13 | 27 | 678 | 719 | 1397 |
| 2003 | 678 | 725 | 1403 | 13 | 12 | 25 | 691 | 737 | 1428 |
| 2004 | 688 | 721 | 1409 | 15 | 13 | 28 | 703 | 734 | 1437 |
| 2005 | 687 | 704 | 1391 | 15 | 14 | 29 | 702 | 718 | 1420 |
| DEELGEMEENTE DRONGEN | | | | | | | | | |
| 1991 | 5899 | 6011 | 11910 | 57 | 38 | 95 | 5956 | 6049 | 12005 |
| 1992 | 5944 | 6064 | 12008 | 61 | 41 | 102 | 6005 | 6105 | 12110 |
| 1993 | 5979 | 6109 | 12088 | 64 | 41 | 105 | 6043 | 6150 | 12193 |
| 1994 | 5975 | 6078 | 12053 | 63 | 40 | 103 | 6038 | 6118 | 12156 |
| 1995 | 6028 | 6129 | 12157 | 62 | 38 | 100 | 6090 | 6167 | 12257 |
| 1996 | 5997 | 6114 | 12111 | 66 | 36 | 102 | 6063 | 6150 | 12213 |
| 1997 | 5982 | 6146 | 12128 | 70 | 45 | 115 | 6052 | 6191 | 12243 |
| 1998 | 5939 | 6151 | 12090 | 66 | 41 | 107 | 6005 | 6192 | 12197 |
| 1999 | 5910 | 6093 | 12003 | 72 | 44 | 116 | 5982 | 6137 | 12119 |
| 2000 | 5964 | 6189 | 12153 | 70 | 48 | 118 | 6034 | 6237 | 12271 |
| 2001 | 5954 | 6223 | 12177 | 67 | 54 | 121 | 6021 | 6277 | 12298 |
| 2002 | 5966 | 6191 | 12157 | 74 | 68 | 142 | 6040 | 6259 | 12299 |
| 2003 | 5946 | 6163 | 12109 | 79 | 71 | 150 | 6025 | 6234 | 12259 |
| 2004 | 5957 | 6124 | 12081 | 72 | 62 | 134 | 6029 | 6186 | 12215 |
| 2005 | 5976 | 6135 | 12111 | 90 | 75 | 165 | 6066 | 6210 | 12276 |
| DEELGEMEENTE GENT-CENTRUM | | | | | | | | | |
| 1991 | 49011 | 55197 | 104208 | 7716 | 6440 | 14156 | 56727 | 61637 | 118364 |
| 1992 | 48719 | 54628 | 103347 | 7857 | 6554 | 14411 | 56576 | 61182 | 117758 |
| 1993 | 48251 | 53910 | 102161 | 7673 | 6413 | 14086 | 55924 | 60323 | 116247 |
| 1994 | 48069 | 53615 | 101684 | 7483 | 6363 | 13846 | 55552 | 59978 | 115530 |
| 1995 | 47787 | 53009 | 100796 | 7172 | 6396 | 13568 | 54959 | 59405 | 114364 |
| 1996 | 47246 | 52254 | 99500 | 6965 | 6366 | 13331 | 54211 | 58620 | 112831 |
| 1997 | 47258 | 51923 | 99181 | 6772 | 6211 | 12983 | 54030 | 58134 | 112164 |
| 1998 | 47265 | 51503 | 98768 | 6636 | 6082 | 12718 | 53901 | 57585 | 111486 |
| 1999 | 46993 | 51052 | 98045 | 6857 | 6256 | 13113 | 53850 | 57308 | 111158 |
| 2000 | 47580 | 51471 | 99051 | 6247 | 5832 | 12079 | 53827 | 57303 | 111130 |
| 2001 | 48892 | 52573 | 101465 | 5786 | 5316 | 11102 | 54678 | 57889 | 112567 |
| 2002 | 49756 | 52958 | 102714 | 5981 | 5380 | 11361 | 55737 | 58338 | 114075 |
| 2003 | 50077 | 53020 | 103097 | 6117 | 5648 | 11765 | 56194 | 58668 | 114862 |
| 2004 | 50570 | 53299 | 103869 | 6305 | 5783 | 12088 | 56875 | 59082 | 115957 |
| 2005 | 50740 | 53127 | 103867 | 6981 | 6475 | 13456 | 57721 | 59602 | 117323 |

| jaar | Belgen | | | Vreemdelingen | | | Totaal | | |
|------|--------|---|------|---------------|---|------|--------|---|------|
| | M | V | tot. | M | V | tot. | M | V | tot. |

DEELGEMEENTE GENT-KANAALZONE

| | | | | | | | | | |
|------|------|------|------|----|----|----|------|------|------|
| 1991 | 1343 | 1258 | 2601 | 18 | 16 | 34 | 1361 | 1274 | 2635 |
| 1992 | 1349 | 1257 | 2606 | 17 | 16 | 33 | 1366 | 1273 | 2639 |
| 1993 | 1352 | 1233 | 2585 | 18 | 16 | 34 | 1370 | 1249 | 2619 |
| 1994 | 1330 | 1208 | 2538 | 19 | 18 | 37 | 1349 | 1226 | 2575 |
| 1995 | 1305 | 1210 | 2515 | 23 | 23 | 46 | 1328 | 1233 | 2561 |
| 1996 | 1329 | 1210 | 2539 | 25 | 23 | 48 | 1354 | 1233 | 2587 |
| 1997 | 1306 | 1198 | 2504 | 27 | 19 | 46 | 1333 | 1217 | 2550 |
| 1998 | 1272 | 1190 | 2462 | 25 | 16 | 41 | 1297 | 1206 | 2503 |
| 1999 | 1268 | 1189 | 2457 | 29 | 18 | 47 | 1297 | 1207 | 2504 |
| 2000 | 1255 | 1175 | 2430 | 23 | 20 | 43 | 1278 | 1195 | 2473 |
| 2001 | 1261 | 1158 | 2419 | 21 | 19 | 40 | 1282 | 1177 | 2459 |
| 2002 | 1246 | 1161 | 2407 | 18 | 15 | 33 | 1264 | 1176 | 2440 |
| 2003 | 1282 | 1174 | 2456 | 13 | 18 | 31 | 1295 | 1192 | 2487 |
| 2004 | 1284 | 1209 | 2493 | 13 | 16 | 29 | 1297 | 1225 | 2522 |
| 2005 | 1253 | 1218 | 2471 | 14 | 15 | 29 | 1267 | 1233 | 2500 |

DEELGEMEENTE GENTBRUGGE

| | | | | | | | | | |
|------|------|-------|-------|-----|-----|-----|------|-------|-------|
| 1991 | 9352 | 10136 | 19488 | 250 | 191 | 441 | 9602 | 10327 | 19929 |
| 1992 | 9336 | 10112 | 19448 | 271 | 219 | 490 | 9607 | 10331 | 19938 |
| 1993 | 9338 | 10062 | 19400 | 288 | 238 | 526 | 9626 | 10300 | 19926 |
| 1994 | 9338 | 9982 | 19320 | 292 | 247 | 539 | 9630 | 10229 | 19859 |
| 1995 | 9224 | 9861 | 19085 | 287 | 251 | 538 | 9511 | 10112 | 19623 |
| 1996 | 9265 | 9963 | 19228 | 316 | 268 | 584 | 9581 | 10231 | 19812 |
| 1997 | 9278 | 9970 | 19248 | 330 | 307 | 637 | 9608 | 10277 | 19885 |
| 1998 | 9320 | 10019 | 19339 | 318 | 301 | 619 | 9638 | 10320 | 19958 |
| 1999 | 9269 | 9981 | 19250 | 331 | 331 | 662 | 9600 | 10312 | 19912 |
| 2000 | 9330 | 9986 | 19316 | 302 | 287 | 589 | 9632 | 10273 | 19905 |
| 2001 | 9295 | 9949 | 19244 | 279 | 295 | 574 | 9574 | 10244 | 19818 |
| 2002 | 9353 | 10012 | 19365 | 281 | 269 | 550 | 9634 | 10281 | 19915 |
| 2003 | 9298 | 9970 | 19268 | 312 | 303 | 615 | 9610 | 10273 | 19883 |
| 2004 | 9329 | 10002 | 19331 | 338 | 343 | 681 | 9667 | 10345 | 20012 |
| 2005 | 9299 | 9983 | 19282 | 381 | 382 | 763 | 9680 | 10365 | 20045 |

DEELGEMEENTE LEDEBERG

| | | | | | | | | | |
|------|------|------|------|-----|-----|------|------|------|------|
| 1991 | 3598 | 3956 | 7554 | 418 | 378 | 796 | 4016 | 4334 | 8350 |
| 1992 | 3547 | 3955 | 7502 | 443 | 400 | 843 | 3990 | 4355 | 8345 |
| 1993 | 3454 | 3900 | 7354 | 469 | 393 | 862 | 3923 | 4293 | 8216 |
| 1994 | 3411 | 3784 | 7195 | 442 | 386 | 828 | 3853 | 4170 | 8023 |
| 1995 | 3366 | 3723 | 7089 | 451 | 417 | 868 | 3817 | 4140 | 7957 |
| 1996 | 3359 | 3710 | 7069 | 466 | 420 | 886 | 3825 | 4130 | 7955 |
| 1997 | 3291 | 3585 | 6876 | 464 | 428 | 892 | 3755 | 4013 | 7768 |
| 1998 | 3328 | 3578 | 6906 | 443 | 425 | 868 | 3771 | 4003 | 7774 |
| 1999 | 3327 | 3563 | 6890 | 494 | 486 | 980 | 3821 | 4049 | 7870 |
| 2000 | 3384 | 3543 | 6927 | 457 | 452 | 909 | 3841 | 3995 | 7836 |
| 2001 | 3409 | 3618 | 7027 | 415 | 404 | 819 | 3824 | 4022 | 7846 |
| 2002 | 3486 | 3628 | 7114 | 453 | 434 | 887 | 3939 | 4062 | 8001 |
| 2003 | 3489 | 3612 | 7101 | 478 | 476 | 954 | 3967 | 4088 | 8055 |
| 2004 | 3468 | 3592 | 7060 | 499 | 489 | 988 | 3967 | 4081 | 8048 |
| 2005 | 3497 | 3602 | 7099 | 588 | 553 | 1141 | 4085 | 4155 | 8240 |

| jaar | Belgen | | | Vreemdelingen | | | Totaal | | |
|------|--------|---|------|---------------|---|------|--------|---|------|
| | M | V | tot. | M | V | tot. | M | V | tot. |

DEELGEMEENTE MARIAKERKE

| | | | | | | | | | |
|------|------|------|-------|-----|-----|-----|------|------|-------|
| 1991 | 5458 | 5737 | 11195 | 77 | 39 | 116 | 5535 | 5776 | 11311 |
| 1992 | 5474 | 5803 | 11277 | 76 | 36 | 112 | 5550 | 5839 | 11389 |
| 1993 | 5495 | 5811 | 11306 | 81 | 39 | 120 | 5576 | 5850 | 11426 |
| 1994 | 5551 | 5784 | 11335 | 82 | 52 | 134 | 5633 | 5836 | 11469 |
| 1995 | 5594 | 5838 | 11432 | 90 | 52 | 142 | 5684 | 5890 | 11574 |
| 1996 | 5549 | 5855 | 11404 | 93 | 61 | 154 | 5642 | 5916 | 11558 |
| 1997 | 5492 | 5842 | 11334 | 103 | 78 | 181 | 5595 | 5920 | 11515 |
| 1998 | 5495 | 5853 | 11348 | 101 | 71 | 172 | 5596 | 5924 | 11520 |
| 1999 | 5518 | 5858 | 11376 | 111 | 80 | 191 | 5629 | 5938 | 11567 |
| 2000 | 5520 | 5863 | 11383 | 104 | 79 | 183 | 5624 | 5942 | 11566 |
| 2001 | 5494 | 5804 | 11298 | 106 | 68 | 174 | 5600 | 5872 | 11472 |
| 2002 | 5425 | 5783 | 11208 | 111 | 66 | 177 | 5536 | 5849 | 11385 |
| 2003 | 5440 | 5749 | 11189 | 123 | 88 | 211 | 5563 | 5837 | 11400 |
| 2004 | 5499 | 5816 | 11315 | 123 | 94 | 217 | 5622 | 5910 | 11532 |
| 2005 | 5536 | 5904 | 11440 | 134 | 106 | 240 | 5670 | 6010 | 11680 |

DEELGEMEENTE OOSTAKKER

| | | | | | | | | | |
|------|------|------|-------|-----|----|-----|------|------|-------|
| 1991 | 5063 | 5168 | 10231 | 63 | 29 | 92 | 5126 | 5197 | 10323 |
| 1992 | 5105 | 5180 | 10285 | 70 | 33 | 103 | 5175 | 5213 | 10388 |
| 1993 | 5063 | 5175 | 10238 | 73 | 38 | 111 | 5136 | 5213 | 10349 |
| 1994 | 5125 | 5218 | 10343 | 74 | 44 | 118 | 5199 | 5262 | 10461 |
| 1995 | 5197 | 5308 | 10505 | 86 | 51 | 137 | 5283 | 5359 | 10642 |
| 1996 | 5322 | 5405 | 10727 | 90 | 53 | 143 | 5412 | 5458 | 10870 |
| 1997 | 5440 | 5521 | 10961 | 108 | 66 | 174 | 5548 | 5587 | 11135 |
| 1998 | 5562 | 5717 | 11279 | 107 | 69 | 176 | 5669 | 5786 | 11455 |
| 1999 | 5667 | 5803 | 11470 | 100 | 57 | 157 | 5767 | 5860 | 11627 |
| 2000 | 5787 | 5908 | 11695 | 86 | 56 | 142 | 5873 | 5964 | 11837 |
| 2001 | 5859 | 5998 | 11857 | 86 | 51 | 137 | 5945 | 6049 | 11994 |
| 2002 | 5905 | 6102 | 12007 | 78 | 51 | 129 | 5983 | 6153 | 12136 |
| 2003 | 5939 | 6192 | 12131 | 91 | 63 | 154 | 6030 | 6255 | 12285 |
| 2004 | 6003 | 6220 | 12223 | 96 | 68 | 164 | 6099 | 6288 | 12387 |
| 2005 | 6035 | 6303 | 12338 | 106 | 76 | 182 | 6141 | 6379 | 12520 |

DEELGEMEENTE SINT-AMANDSBERG

| | | | | | | | | | |
|------|-------|-------|-------|-----|-----|------|-------|-------|-------|
| 1991 | 9430 | 10694 | 20124 | 675 | 611 | 1286 | 10105 | 11305 | 21410 |
| 1992 | 9362 | 10643 | 20005 | 708 | 644 | 1352 | 10070 | 11287 | 21357 |
| 1993 | 9448 | 10573 | 20021 | 768 | 709 | 1477 | 10216 | 11282 | 21498 |
| 1994 | 9422 | 10583 | 20005 | 760 | 693 | 1453 | 10182 | 11276 | 21458 |
| 1995 | 9457 | 10578 | 20035 | 742 | 694 | 1436 | 10199 | 11272 | 21471 |
| 1996 | 9519 | 10616 | 20135 | 741 | 691 | 1432 | 10260 | 11307 | 21567 |
| 1997 | 9401 | 10466 | 19867 | 762 | 676 | 1438 | 10163 | 11142 | 21305 |
| 1998 | 9399 | 10378 | 19777 | 749 | 689 | 1438 | 10148 | 11067 | 21215 |
| 1999 | 9518 | 10505 | 20023 | 790 | 731 | 1521 | 10308 | 11236 | 21544 |
| 2000 | 9704 | 10714 | 20418 | 687 | 623 | 1310 | 10391 | 11337 | 21728 |
| 2001 | 9848 | 10880 | 20728 | 636 | 536 | 1172 | 10484 | 11416 | 21900 |
| 2002 | 9878 | 10917 | 20795 | 646 | 554 | 1200 | 10524 | 11471 | 21995 |
| 2003 | 10014 | 10998 | 21012 | 680 | 606 | 1286 | 10694 | 11604 | 22298 |
| 2004 | 10079 | 11034 | 21113 | 672 | 599 | 1271 | 10751 | 11633 | 22384 |
| 2005 | 10125 | 11065 | 21190 | 704 | 666 | 1370 | 10829 | 11731 | 22560 |

| jaar | Belgen | | | Vreemdelingen | | | Totaal | | |
|------|--------|---|------|---------------|---|------|--------|---|------|
| | M | V | tot. | M | V | tot. | M | V | tot. |

DEELGEMEENTE SINT-DENIJS-WESTREM

| | | | | | | | | | |
|------|------|------|------|----|----|-----|------|------|------|
| 1991 | 2462 | 2800 | 5262 | 50 | 30 | 80 | 2512 | 2830 | 5342 |
| 1992 | 2459 | 2789 | 5248 | 56 | 40 | 96 | 2515 | 2829 | 5344 |
| 1993 | 2461 | 2823 | 5284 | 54 | 40 | 94 | 2515 | 2863 | 5378 |
| 1994 | 2441 | 2828 | 5269 | 57 | 39 | 96 | 2498 | 2867 | 5365 |
| 1995 | 2457 | 2818 | 5275 | 57 | 49 | 106 | 2514 | 2867 | 5381 |
| 1996 | 2448 | 2827 | 5275 | 54 | 49 | 103 | 2502 | 2876 | 5378 |
| 1997 | 2451 | 2819 | 5270 | 54 | 51 | 105 | 2505 | 2870 | 5375 |
| 1998 | 2442 | 2797 | 5239 | 54 | 54 | 108 | 2496 | 2851 | 5347 |
| 1999 | 2438 | 2811 | 5249 | 49 | 53 | 102 | 2487 | 2864 | 5351 |
| 2000 | 2434 | 2780 | 5214 | 49 | 53 | 102 | 2483 | 2833 | 5316 |
| 2001 | 2432 | 2792 | 5224 | 47 | 51 | 98 | 2479 | 2843 | 5322 |
| 2002 | 2387 | 2790 | 5177 | 49 | 49 | 98 | 2436 | 2839 | 5275 |
| 2003 | 2373 | 2751 | 5124 | 58 | 53 | 111 | 2431 | 2804 | 5235 |
| 2004 | 2367 | 2732 | 5066 | 73 | 60 | 133 | 2440 | 2792 | 5232 |
| 2005 | 2361 | 2712 | 5073 | 67 | 55 | 122 | 2428 | 2767 | 5195 |

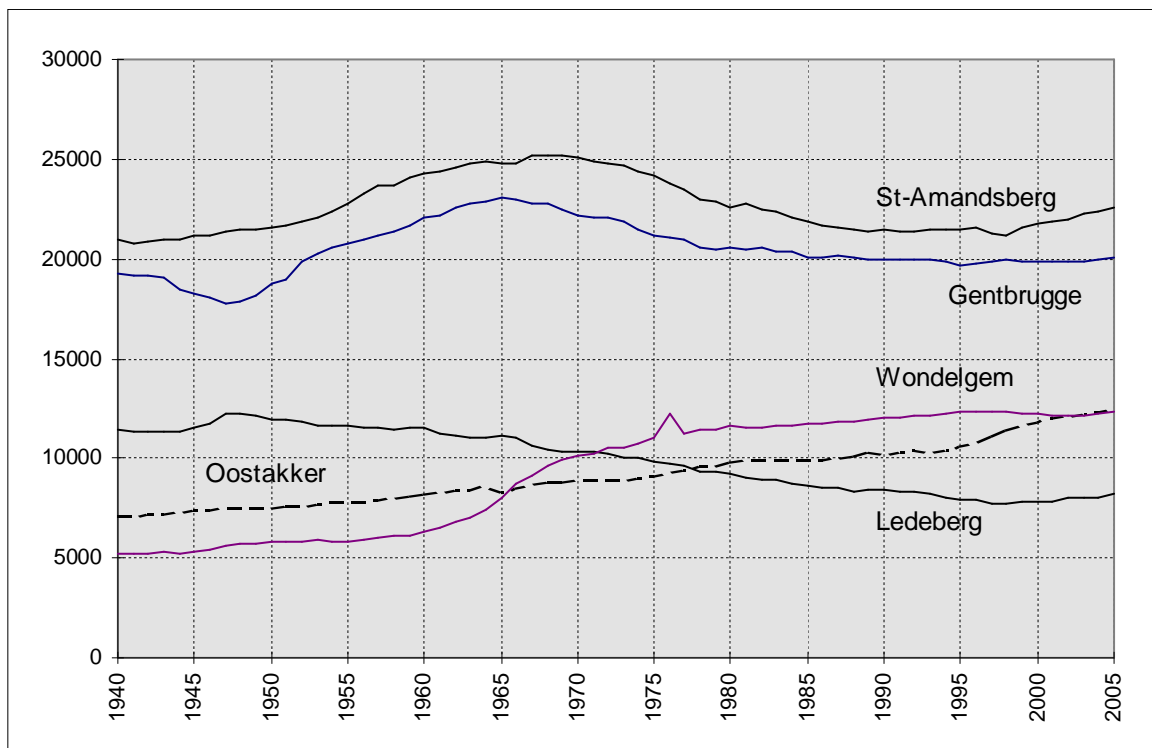
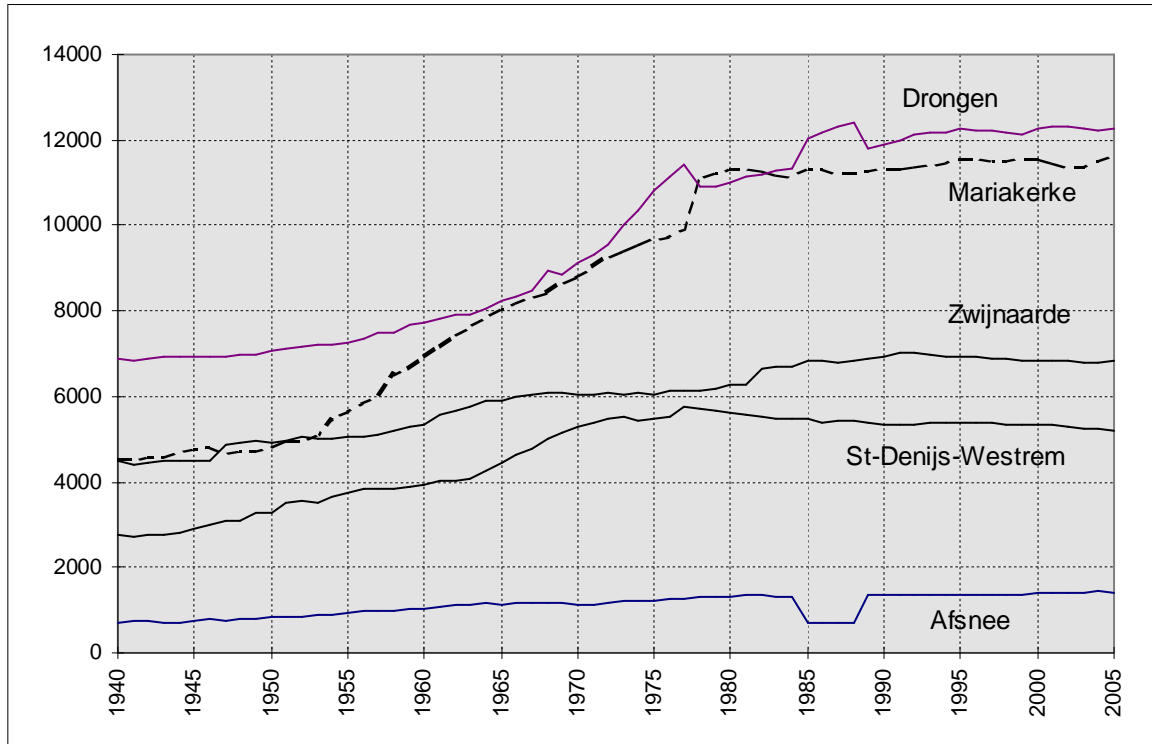
DEELGEMEENTE WONDELGEM

| | | | | | | | | | |
|------|------|------|-------|-----|-----|-----|------|------|-------|
| 1991 | 5914 | 6002 | 11916 | 83 | 58 | 141 | 5997 | 6060 | 12057 |
| 1992 | 5927 | 6071 | 11998 | 86 | 61 | 147 | 6013 | 6132 | 12145 |
| 1993 | 5944 | 6086 | 12030 | 97 | 60 | 157 | 6041 | 6146 | 12187 |
| 1994 | 5929 | 6135 | 12064 | 104 | 66 | 170 | 6033 | 6201 | 12234 |
| 1995 | 5936 | 6191 | 12127 | 107 | 73 | 180 | 6043 | 6264 | 12307 |
| 1996 | 5951 | 6202 | 12153 | 107 | 67 | 174 | 6058 | 6269 | 12327 |
| 1997 | 5932 | 6190 | 12122 | 108 | 72 | 180 | 6040 | 6262 | 12302 |
| 1998 | 5940 | 6158 | 12098 | 112 | 82 | 194 | 6052 | 6240 | 12292 |
| 1999 | 5934 | 6147 | 12081 | 112 | 89 | 201 | 6046 | 6236 | 12282 |
| 2000 | 5939 | 6120 | 12059 | 116 | 111 | 227 | 6055 | 6231 | 12286 |
| 2001 | 5871 | 6089 | 11960 | 115 | 104 | 219 | 5986 | 6193 | 12179 |
| 2002 | 5824 | 6064 | 11888 | 109 | 112 | 221 | 5933 | 6176 | 12109 |
| 2003 | 5823 | 6074 | 11897 | 133 | 116 | 249 | 5956 | 6190 | 12146 |
| 2004 | 5844 | 6121 | 11965 | 142 | 133 | 275 | 5986 | 6254 | 12240 |
| 2005 | 5874 | 6166 | 12040 | 163 | 145 | 308 | 6037 | 6311 | 12348 |

DEELGEMEENTE ZWIJNAARDE

| | | | | | | | | | |
|------|------|------|------|----|----|-----|------|------|------|
| 1990 | 3400 | 3466 | 6866 | 42 | 30 | 72 | 3442 | 3496 | 6938 |
| 1991 | 3434 | 3512 | 6946 | 48 | 38 | 86 | 3482 | 3550 | 7032 |
| 1992 | 3434 | 3517 | 6951 | 43 | 40 | 83 | 3477 | 3557 | 7034 |
| 1993 | 3415 | 3489 | 6904 | 47 | 37 | 84 | 3462 | 3526 | 6988 |
| 1994 | 3389 | 3475 | 6864 | 42 | 38 | 80 | 3431 | 3513 | 6944 |
| 1995 | 3378 | 3476 | 6854 | 42 | 32 | 74 | 3420 | 3508 | 6928 |
| 1996 | 3372 | 3472 | 6844 | 42 | 32 | 74 | 3414 | 3504 | 6918 |
| 1997 | 3361 | 3456 | 6817 | 44 | 36 | 80 | 3405 | 3492 | 6897 |
| 1998 | 3336 | 3432 | 6768 | 52 | 42 | 94 | 3388 | 3474 | 6862 |
| 1999 | 3334 | 3423 | 6757 | 54 | 43 | 97 | 3388 | 3466 | 6854 |
| 2000 | 3305 | 3414 | 6719 | 59 | 47 | 106 | 3364 | 3461 | 6825 |
| 2001 | 3320 | 3407 | 6727 | 61 | 48 | 109 | 3381 | 3455 | 6836 |
| 2002 | 3309 | 3414 | 6723 | 61 | 51 | 112 | 3370 | 3465 | 6835 |
| 2003 | 3290 | 3388 | 6678 | 69 | 52 | 121 | 3359 | 3440 | 6799 |
| 2004 | 3265 | 3381 | 6646 | 66 | 56 | 122 | 3331 | 3437 | 6768 |
| 2005 | 3285 | 3444 | 6729 | 67 | 58 | 125 | 3352 | 3502 | 6854 |

1.14. Historische evolutie van het totale bevolkingsaantal per deelgemeente (grenzen vóór de fusie)



**1.15. Bevolkingsevolutie in de deelgemeente t.o.v. de fusie van 1977
(abs. en proc.)**

| DEELGEMEENTE | BELGEN | % | VREEMDELINGEN | % | TOTAAL | % |
|---------------------|---------------|--------------|---------------|--------------|---------------|--------------|
| Afsnee | 135 | 10,7% | -1 | -3,3% | 134 | 10,4% |
| Drongen | 778 | 6,9% | 57 | 52,8% | 835 | 7,3% |
| Gent-Centrum | -19499 | -15,8% | 3259 | 32% | -16240 | -12,2% |
| Gent-Kanaalzone | -726 | -22,7% | -62 | -68,1% | -788 | -24,0% |
| Gentbrugge | -1349 | -6,5% | 379 | 98,7% | -970 | -4,6% |
| Ledeberg | -2095 | -22,8% | 731 | 178,3% | -1364 | -14,2% |
| Mariakerke | 1687 | 17,3% | 57 | 31,1% | 1744 | 17,6% |
| Oostakker | 3024 | 32,5% | 40 | 28,2% | 3064 | 32,4% |
| Sint-Amandsberg | -1523 | -6,7% | 628 | 84,6% | -895 | -3,8% |
| Sint-Denijs-Westrem | -560 | -9,9% | -8 | -6,2% | -568 | -9,9% |
| Wondelgem | 966 | 8,7% | 136 | 79,1% | 1102 | 9,8% |
| Zwijnaarde | 663 | 10,9% | 73 | 140,4% | 736 | 12,0% |
| Totaal | -18499 | -7,9% | 5289 | 41,8% | -13210 | -5,4% |

**1.16. Bevolkingsevolutie van de deelgemeenten t.o.v.
Gent-Centrum sedert de fusie van 1977**

| JAAR | Deelgemeente | % | Gent-Centrum | % | Totaal |
|-------------|---------------|---------------|---------------|---------------|---------------|
| 1977 | 112608 | 45,74 | 133563 | 54,26 | 246171 |
| 1978 | 112266 | 46,10 | 131257 | 53,90 | 243523 |
| 1979 | 112207 | 46,43 | 129488 | 53,57 | 241695 |
| 1980 | 112548 | 46,90 | 127411 | 53,10 | 239959 |
| 1981 | 112483 | 47,22 | 125711 | 52,78 | 238194 |
| 1982 | 112432 | 47,53 | 124108 | 52,47 | 236540 |
| 1983 | 112113 | 47,63 | 123288 | 52,37 | 235401 |
| 1984 | 111593 | 47,56 | 123060 | 52,44 | 234653 |
| 1985 | 111594 | 47,64 | 122657 | 52,36 | 234251 |
| 1986 | 111233 | 47,64 | 122277 | 52,36 | 233510 |
| 1987 | 111368 | 47,92 | 121027 | 52,08 | 232395 |
| 1988 | 111283 | 48,21 | 119548 | 51,79 | 230831 |
| 1989 | 111517 | 48,33 | 119245 | 51,67 | 230762 |
| 1990 | 111682 | 48,47 | 118742 | 51,53 | 230424 |
| 1991 | 111748 | 48,56 | 118364 | 51,44 | 230112 |
| 1992 | 112041 | 48,76 | 117758 | 51,24 | 229799 |
| 1993 | 112140 | 49,10 | 116247 | 50,90 | 228387 |
| 1994 | 111917 | 49,21 | 115530 | 50,79 | 227447 |
| 1995 | 112072 | 49,49 | 114364 | 50,51 | 226436 |
| 1996 | 112562 | 49,94 | 112831 | 50,06 | 225393 |
| 1997 | 112349 | 50,04 | 112164 | 49,96 | 224513 |
| 1998 | 112497 | 50,23 | 111486 | 49,77 | 223983 |
| 1999 | 113002 | 50,41 | 111158 | 49,59 | 224160 |
| 2000 | 113443 | 50,51 | 111130 | 49,49 | 224573 |
| 2001 | 113516 | 50,21 | 112567 | 49,79 | 226083 |
| 2002 | 113787 | 49,94 | 114075 | 50,06 | 227862 |
| 2003 | 114275 | 49,87 | 114862 | 50,13 | 229137 |
| 2004 | 114777 | 49,74 | 115957 | 50,26 | 230734 |
| 2005 | 115638 | 49,64% | 117323 | 50,36% | 232961 |

**1.17. Bevolkingsevolutie per deelgemeente t.o.v. de fusie van 1977
(kaart)**

**1.18. Bevolkingsaantal per leeftijdsklasse per deelgemeente
(absoluut)**

a) absoluut (leeftijdsklassen 5 jaar)

| deelgem. | 0-4 | 5-9 | 10-14 | 15-19 | 20-24 | 25-29 | 30-34 | 35-39 | 40-44 | 45-49 | 50-54 | 55-59 | 60-64 | 65-69 | 70-74 | 75-79 | 80+ |
|--------------------|-------------|-------------|-------------|-------------|-------------|--------------|--------------|-------------|-------------|-------------|-------------|-------------|-------------|-------------|-------------|-------------|-------------|
| m | 40 | 44 | 36 | 53 | 28 | 19 | 40 | 51 | 57 | 47 | 62 | 59 | 37 | 28 | 36 | 30 | 35 |
| v | 31 | 41 | 47 | 41 | 34 | 30 | 36 | 44 | 59 | 63 | 54 | 55 | 45 | 36 | 34 | 33 | 35 |
| Afsnee | 71 | 85 | 83 | 94 | 62 | 49 | 76 | 95 | 116 | 110 | 116 | 114 | 82 | 64 | 70 | 63 | 70 |
| m | 19 | 24 | 34 | 39 | 30 | 30 | 34 | 35 | 49 | 40 | 39 | 14 | 16 | 13 | 20 | 15 | 13 |
| v | 27 | 17 | 29 | 33 | 22 | 30 | 35 | 27 | 52 | 32 | 29 | 16 | 9 | 19 | 22 | 19 | 23 |
| Desteldonk | 46 | 41 | 63 | 72 | 52 | 60 | 69 | 62 | 101 | 72 | 68 | 30 | 25 | 32 | 42 | 34 | 36 |
| m | 296 | 337 | 433 | 377 | 379 | 301 | 341 | 401 | 439 | 481 | 442 | 496 | 349 | 327 | 287 | 190 | 190 |
| v | 265 | 336 | 369 | 350 | 331 | 289 | 366 | 414 | 490 | 496 | 465 | 496 | 357 | 341 | 315 | 237 | 293 |
| Drongen | 561 | 673 | 802 | 727 | 710 | 590 | 707 | 815 | 929 | 977 | 907 | 992 | 706 | 668 | 602 | 427 | 483 |
| m | 567 | 514 | 576 | 552 | 557 | 704 | 755 | 713 | 783 | 716 | 668 | 602 | 448 | 404 | 421 | 326 | 374 |
| v | 531 | 510 | 498 | 562 | 553 | 772 | 700 | 709 | 803 | 758 | 652 | 593 | 513 | 495 | 481 | 508 | 727 |
| Gentbrugge | 1098 | 1024 | 1074 | 1114 | 1110 | 1476 | 1455 | 1422 | 1586 | 1474 | 1320 | 1195 | 961 | 899 | 902 | 834 | 1101 |
| m | 3394 | 2842 | 2664 | 2764 | 4132 | 7204 | 5842 | 4605 | 4024 | 3733 | 3351 | 3096 | 2382 | 2184 | 2032 | 1634 | 1819 |
| v | 3391 | 2819 | 2716 | 2725 | 4370 | 6777 | 4603 | 3794 | 3512 | 3443 | 3254 | 3136 | 2587 | 2706 | 2885 | 2685 | 4182 |
| Gent | 6785 | 5661 | 5380 | 5489 | 8502 | 13981 | 10445 | 8399 | 7536 | 7176 | 6605 | 6232 | 4969 | 4890 | 4917 | 4319 | 6001 |
| m | 304 | 231 | 221 | 234 | 289 | 418 | 337 | 295 | 309 | 288 | 236 | 224 | 178 | 159 | 146 | 103 | 113 |
| v | 256 | 225 | 198 | 213 | 306 | 408 | 304 | 277 | 295 | 263 | 235 | 210 | 176 | 162 | 198 | 209 | 220 |
| Ledeberg | 560 | 456 | 419 | 447 | 595 | 826 | 641 | 572 | 604 | 551 | 471 | 434 | 354 | 321 | 344 | 312 | 333 |
| m | 278 | 292 | 329 | 309 | 331 | 295 | 334 | 383 | 452 | 427 | 398 | 412 | 316 | 327 | 316 | 265 | 206 |
| v | 247 | 289 | 320 | 316 | 289 | 303 | 345 | 389 | 448 | 465 | 434 | 420 | 374 | 400 | 369 | 300 | 302 |
| Mariakerke | 525 | 581 | 649 | 625 | 620 | 598 | 679 | 772 | 900 | 892 | 832 | 832 | 690 | 727 | 685 | 565 | 508 |
| m | 11 | 7 | 5 | 11 | 4 | 7 | 11 | 8 | 6 | 11 | 3 | 7 | 10 | 7 | 9 | 4 | 4 |
| v | 7 | 6 | 4 | 7 | 7 | 4 | 7 | 8 | 9 | 7 | 8 | 10 | 5 | 9 | 7 | 4 | 2 |
| Mendonk | 18 | 13 | 9 | 18 | 11 | 11 | 18 | 16 | 15 | 18 | 11 | 17 | 15 | 16 | 16 | 8 | 6 |
| m | 392 | 409 | 394 | 377 | 332 | 335 | 409 | 541 | 575 | 463 | 427 | 366 | 243 | 260 | 248 | 190 | 180 |
| v | 340 | 406 | 374 | 367 | 330 | 376 | 446 | 506 | 554 | 470 | 455 | 330 | 254 | 272 | 279 | 216 | 404 |
| Oostakker | 732 | 815 | 768 | 744 | 662 | 711 | 855 | 1047 | 1129 | 933 | 882 | 696 | 497 | 532 | 527 | 406 | 584 |
| m | 697 | 663 | 630 | 658 | 608 | 845 | 950 | 787 | 875 | 821 | 664 | 609 | 468 | 443 | 417 | 345 | 349 |
| v | 690 | 625 | 607 | 617 | 686 | 876 | 894 | 845 | 860 | 814 | 712 | 594 | 538 | 526 | 591 | 538 | 718 |
| St-Amandsb | 1387 | 1288 | 1237 | 1275 | 1294 | 1721 | 1844 | 1632 | 1735 | 1635 | 1376 | 1203 | 1006 | 969 | 1008 | 883 | 1067 |
| m | 105 | 131 | 181 | 145 | 135 | 121 | 121 | 149 | 183 | 176 | 154 | 167 | 107 | 140 | 160 | 128 | 125 |
| v | 119 | 131 | 146 | 153 | 145 | 101 | 120 | 182 | 192 | 208 | 156 | 189 | 148 | 172 | 178 | 164 | 263 |
| Sint-Denijs | 224 | 262 | 327 | 298 | 280 | 222 | 241 | 331 | 375 | 384 | 310 | 356 | 255 | 312 | 338 | 292 | 388 |
| m | 43 | 36 | 36 | 32 | 22 | 47 | 48 | 36 | 61 | 50 | 28 | 32 | 30 | 20 | 24 | 22 | 18 |
| v | 36 | 34 | 38 | 30 | 26 | 38 | 40 | 50 | 51 | 43 | 35 | 33 | 25 | 28 | 34 | 22 | 28 |
| Sint-Kruis | 79 | 70 | 74 | 62 | 48 | 85 | 88 | 86 | 112 | 93 | 63 | 65 | 55 | 48 | 58 | 44 | 46 |
| m | 0 | 2 | 6 | 6 | 5 | 8 | 6 | 7 | 8 | 6 | 7 | 4 | 5 | 8 | 8 | 3 | 4 |
| v | 1 | 6 | 4 | 1 | 6 | 5 | 6 | 4 | 9 | 5 | 6 | 5 | 6 | 8 | 9 | 5 | 4 |
| Terdonk | 1 | 8 | 10 | 7 | 11 | 13 | 12 | 11 | 17 | 11 | 13 | 9 | 11 | 16 | 17 | 8 | 8 |
| m | 266 | 270 | 332 | 367 | 349 | 347 | 356 | 399 | 547 | 469 | 434 | 452 | 360 | 383 | 322 | 202 | 182 |
| v | 265 | 257 | 310 | 332 | 369 | 352 | 345 | 418 | 514 | 487 | 455 | 438 | 402 | 389 | 400 | 244 | 334 |
| Wondelgem | 531 | 527 | 642 | 699 | 718 | 699 | 701 | 817 | 1061 | 956 | 889 | 890 | 762 | 772 | 722 | 446 | 516 |
| m | 162 | 168 | 180 | 202 | 242 | 212 | 214 | 233 | 253 | 267 | 241 | 230 | 161 | 194 | 163 | 121 | 109 |
| v | 152 | 158 | 165 | 187 | 200 | 209 | 207 | 218 | 267 | 282 | 237 | 245 | 182 | 183 | 183 | 161 | 266 |
| Zwijnaarde | 314 | 326 | 345 | 389 | 442 | 421 | 421 | 451 | 520 | 549 | 478 | 475 | 343 | 377 | 346 | 282 | 375 |

b) absoluut (leeftijdsklassen 0-19, 20-64 en 65+)

| Deelgemeente | 0-19 | 20-64 | 65+ |
|---------------------|--------------|---------------|--------------|
| Afsnee | 333 | 820 | 267 |
| Desteldonk | 222 | 539 | 144 |
| Drongen | 2763 | 7333 | 2180 |
| Gent | 23331 | 73865 | 20127 |
| Gentbrugge | 4310 | 11999 | 3736 |
| Ledeberg | 1882 | 5048 | 1310 |
| Mariakerke | 2380 | 6815 | 2485 |
| Mendonk | 58 | 132 | 46 |
| Oostakker | 3059 | 7412 | 2049 |
| Sint-Amandsberg | 5187 | 13446 | 3927 |
| Sint-Denijs-Westrem | 1111 | 2754 | 1330 |
| Sint-Kruis-Winkel | 285 | 695 | 196 |
| Terdonk | 26 | 108 | 49 |
| Wondelgem | 2399 | 7493 | 2456 |
| Zwijnaarde | 1374 | 4100 | 1380 |
| Totaal | 48720 | 142559 | 41682 |

1.19. Bevolkingsdichtheid per deelgemeente (inw/km²)

| Deelgemeente | oppervlakte | Bevolkingsdichtheid |
|---------------------|------------------------------|----------------------------|
| Afsnee | 3,95 km ² | 359,49 |
| Drongen | 27,43 km ² | 447,54 |
| Gent | 70,34 km ² | 1667,94 |
| Gentbrugge | 7,86 km ² | 2550,25 |
| Ledeberg | 1,09 km ² | 7559,63 |
| Mariakerke | 5,20 km ² | 2246,15 |
| Oostakker | 10,47 km ² | 1195,80 |
| Sint-Amandsberg | 5,99 km ² | 3766,28 |
| Sint-Denijs-Westrem | 6,24 km ² | 832,53 |
| Wondelgem | 5,82 km ² | 2121,65 |
| Zwijnaarde | 12,04 km ² | 569,27 |
| Totaal | 156,43 km² | 1473,25 |

1.20. Bevolkingsdichtheid deelgemeente (kaart)

1.21. Migraties per deelgemeente 2005

a) Geboorten :

| Deelgemeente | Belgen | | | vreemdelingen | | | Totaal | | |
|---------------------|-------------|-------------|-------------|---------------|------------|------------|-------------|-------------|-------------|
| | M | V | Totaal | M | V | Totaal | M | V | Totaal |
| Afsnee | 11 | 5 | 16 | 0 | 0 | 0 | 11 | 5 | 16 |
| Desteldonk | 3 | 8 | 11 | 0 | 0 | 0 | 3 | 8 | 11 |
| Drongen | 63 | 49 | 112 | 0 | 0 | 0 | 63 | 49 | 112 |
| Gentbrugge | 125 | 114 | 239 | 4 | 1 | 5 | 129 | 115 | 244 |
| Gent-Centrum | 758 | 745 | 1503 | 94 | 90 | 184 | 852 | 835 | 1687 |
| Ledeberg | 56 | 61 | 117 | 7 | 5 | 12 | 63 | 66 | 129 |
| Mariakerke | 52 | 43 | 95 | 2 | 0 | 2 | 54 | 43 | 97 |
| Mendonk | 1 | 0 | 1 | 0 | 0 | 0 | 1 | 0 | 1 |
| Oostakker | 83 | 71 | 154 | 1 | 0 | 1 | 84 | 71 | 155 |
| Sint-Amandsberg | 138 | 142 | 280 | 10 | 7 | 17 | 148 | 149 | 297 |
| Sint-Denijs-Westrem | 19 | 27 | 46 | 1 | 1 | 2 | 20 | 28 | 48 |
| Sint-Kruis-Winkel | 14 | 6 | 20 | 0 | 0 | 0 | 14 | 6 | 20 |
| Wondelgem | 55 | 57 | 112 | 0 | 1 | 1 | 55 | 58 | 113 |
| Zwijnaarde | 45 | 26 | 71 | 1 | 0 | 1 | 46 | 26 | 72 |
| Totaal | 1423 | 1354 | 2777 | 120 | 105 | 225 | 1543 | 1459 | 3002 |

b) Overlijdens :

| Deelgemeente | Belgen | | | vreemdelingen | | | Totaal | | |
|---------------------|-------------|-------------|-------------|---------------|-----------|-----------|-------------|-------------|-------------|
| | M | V | Totaal | M | V | Totaal | M | V | Totaal |
| Afsnee | 8 | 4 | 12 | 0 | 0 | 0 | 8 | 4 | 12 |
| Desteldonk | 6 | 2 | 8 | 0 | 0 | 0 | 6 | 2 | 8 |
| Drongen | 57 | 55 | 112 | 0 | 0 | 0 | 57 | 55 | 112 |
| Gentbrugge | 93 | 99 | 192 | 2 | 2 | 4 | 95 | 101 | 196 |
| Gent-Centrum | 580 | 596 | 1176 | 31 | 36 | 67 | 611 | 632 | 1243 |
| Ledeberg | 45 | 28 | 73 | 1 | 1 | 2 | 46 | 29 | 75 |
| Mariakerke | 39 | 36 | 75 | 0 | 2 | 2 | 39 | 38 | 77 |
| Mendonk | 0 | 1 | 1 | 0 | 0 | 0 | 0 | 1 | 1 |
| Oostakker | 59 | 63 | 122 | 0 | 0 | 0 | 59 | 63 | 122 |
| Sint-Amandsberg | 110 | 94 | 204 | 5 | 2 | 7 | 115 | 96 | 211 |
| Sint-Denijs-Westrem | 31 | 42 | 73 | 0 | 0 | 0 | 31 | 42 | 73 |
| Sint-Kruis-Winkel | 6 | 3 | 9 | 0 | 1 | 1 | 6 | 4 | 10 |
| Terdonk | 1 | 0 | 1 | 0 | 0 | 0 | 1 | 0 | 1 |
| Wondelgem | 65 | 60 | 125 | 1 | 2 | 3 | 66 | 62 | 128 |
| Zwijnaarde | 33 | 29 | 62 | 0 | 0 | 0 | 33 | 29 | 62 |
| Totaal | 1133 | 1112 | 2245 | 40 | 46 | 86 | 1173 | 1158 | 2331 |

c) Aankomsten :

| Deelgemeente | Van buiten Gent | | | Binnen Gent | | |
|---------------------|-----------------|-------------|--------------|-------------|-------------|--------------|
| | M | V | Totaal | M | V | Totaal |
| Afsnee | 10 | 9 | 19 | 14 | 7 | 21 |
| Desteldonk | 9 | 10 | 19 | 26 | 28 | 54 |
| Drongen | 140 | 162 | 302 | 274 | 261 | 535 |
| Gentbrugge | 352 | 335 | 687 | 613 | 630 | 1243 |
| Gent-Centrum | 4737 | 4095 | 8832 | 6142 | 5374 | 11516 |
| Ledeberg | 272 | 219 | 491 | 439 | 410 | 849 |
| Mariakerke | 129 | 127 | 256 | 321 | 380 | 701 |
| Mendonk | 1 | 3 | 4 | 0 | 2 | 2 |
| Oostakker | 137 | 184 | 321 | 395 | 449 | 844 |
| Sint-Amandsberg | 406 | 395 | 801 | 813 | 872 | 1685 |
| Sint-Denijs-Westrem | 77 | 87 | 164 | 94 | 85 | 179 |
| Sint-Kruis-Winkel | 32 | 24 | 56 | 9 | 17 | 26 |
| Terdonk | 5 | 2 | 7 | 6 | 12 | 18 |
| Wondelgem | 200 | 147 | 347 | 427 | 488 | 915 |
| Zwijnaarde | 110 | 102 | 212 | 190 | 239 | 429 |
| Totaal | 6617 | 5901 | 12518 | 9763 | 9254 | 19017 |

d) Vertrekken :

| Deelgemeente | Naar andere gemeenten en naar buitenland | | | Binnen Gent | | |
|---------------------|--|-------------|--------------|-------------|-------------|--------------|
| | M | V | Totaal | M | V | Totaal |
| Afsnee | 14 | 19 | 33 | 14 | 15 | 29 |
| Desteldonk | 24 | 22 | 46 | 31 | 27 | 58 |
| Drongen | 184 | 198 | 382 | 199 | 193 | 392 |
| Gentbrugge | 471 | 469 | 940 | 543 | 515 | 1058 |
| Gent-Centrum | 4050 | 3388 | 7438 | 6713 | 6184 | 12897 |
| Ledeberg | 214 | 217 | 431 | 430 | 402 | 832 |
| Mariakerke | 177 | 161 | 338 | 241 | 252 | 493 |
| Mendonk | 3 | 1 | 4 | 2 | 4 | 6 |
| Oostakker | 214 | 213 | 427 | 300 | 337 | 637 |
| Sint-Amandsberg | 451 | 473 | 924 | 741 | 771 | 1512 |
| Sint-Denijs-Westrem | 103 | 116 | 219 | 70 | 70 | 140 |
| Sint-Kruis-Winkel | 37 | 26 | 63 | 17 | 7 | 24 |
| Terdonk | 8 | 3 | 11 | 1 | 7 | 8 |
| Wondelgem | 233 | 237 | 470 | 333 | 335 | 668 |
| Zwijnaarde | 163 | 140 | 303 | 128 | 135 | 263 |
| Totaal | 6346 | 5683 | 12029 | 9763 | 9254 | 19017 |

1.22. Interne mutaties per deelgemeente 2005

| Naar | AF | DE | DR | GB | GT | LE | MA | ME | OO | SA | SD | SK | TE | WO | ZW | Totaal |
|------|----|----|-----|------|-------|-----|-----|----|-----|------|-----|----|----|-----|-----|--------|
| Van | | | | | | | | | | | | | | | | |
| AF | 3 | | 1 | 1 | 19 | 1 | | | | | 3 | | | 1 | | 29 |
| DE | | 12 | | | 11 | 1 | 1 | | 29 | 4 | | | | | | 58 |
| DR | | | 194 | 11 | 114 | 11 | 32 | | 6 | 11 | 6 | | | 5 | 2 | 392 |
| GB | | 1 | 18 | 417 | 359 | 106 | 12 | | 22 | 76 | 9 | | | 24 | 14 | 1058 |
| GT | 10 | 27 | 208 | 504 | 9544 | 360 | 378 | | 264 | 841 | 92 | 19 | 9 | 447 | 194 | 12897 |
| LE | 1 | | 12 | 131 | 261 | 318 | 3 | | 28 | 47 | 1 | | | 14 | 16 | 832 |
| MA | | | 29 | 18 | 183 | 1 | 152 | 1 | 7 | 17 | 4 | | 1 | 69 | 11 | 493 |
| ME | | 2 | | | | | | | 1 | | | 2 | 1 | | | 6 |
| OO | | 9 | 9 | 25 | 136 | 5 | 7 | | 320 | 73 | | | | 3 | 50 | 637 |
| SA | 5 | 3 | 39 | 99 | 541 | 26 | 15 | | 150 | 577 | 3 | | 1 | 45 | 8 | 1512 |
| SD | 2 | | 2 | 2 | 66 | | 4 | | 4 | 1 | 52 | | | 1 | 6 | 140 |
| SK | | | | 1 | 15 | 2 | | | | | | 3 | | 3 | | 24 |
| TE | | | | | 1 | | | | 2 | | | | 1 | 4 | | 8 |
| WO | | | 18 | 22 | 194 | 6 | 92 | | 10 | 25 | 2 | 2 | 5 | 290 | 2 | 668 |
| ZW | | | 5 | 12 | 73 | 12 | 5 | 1 | 1 | 12 | 7 | | | 9 | 126 | 263 |
| | 21 | 54 | 535 | 1243 | 11517 | 849 | 701 | 2 | 844 | 1684 | 179 | 26 | 18 | 915 | 429 | 19017 |

2. Natuurlijke groei van de bevolking

2.1. Componenten van de loop van de bevolking

Geboorten (wettelijke bevolking)

| | mannen | vrouwen | totaal |
|----------------------------------|---------------|----------------|---------------|
| - Belgen : | | | |
| - geboren in de Stad Gent | 1370 | 1305 | 2675 |
| - geboren in een andere gemeente | 52 | 47 | 99 |
| - geboren in het buitenland | 1 | 2 | 3 |
| totaal : | 1423 | 1354 | 2777 |
| - Vreemdelingen : | | | |
| - geboren in de Stad Gent | 116 | 105 | 221 |
| - geboren in een andere gemeente | 2 | 0 | 2 |
| - geboren in het buitenland | 2 | 0 | 2 |
| totaal : | 120 | 105 | 225 |
| totaal aantal geboorten : | 1543 | 1459 | 3002 |

Overlijdens (wettelijke bevolking) :

| | mannen | vrouwen | totaal |
|------------------------------------|---------------|----------------|---------------|
| - Belgen : | | | |
| - overleden in de Stad Gent | 1080 | 1073 | 2153 |
| - overleden in een andere gemeente | 42 | 38 | 80 |
| - overleden in het buitenland | 11 | 1 | 12 |
| totaal : | 1133 | 1112 | 2245 |
| - Vreemdelingen : | | | |
| - overleden in de Stad Gent | 33 | 37 | 70 |
| - overleden in een andere gemeente | 2 | 2 | 4 |
| - overleden in het buitenland | 5 | 7 | 12 |
| totaal : | 40 | 46 | 86 |
| totaal aantal overlijdens : | 1173 | 1158 | 2331 |
| | mannen | vrouwen | totaal |

Natuurlijke groei :

(geboorten - overlijdens)

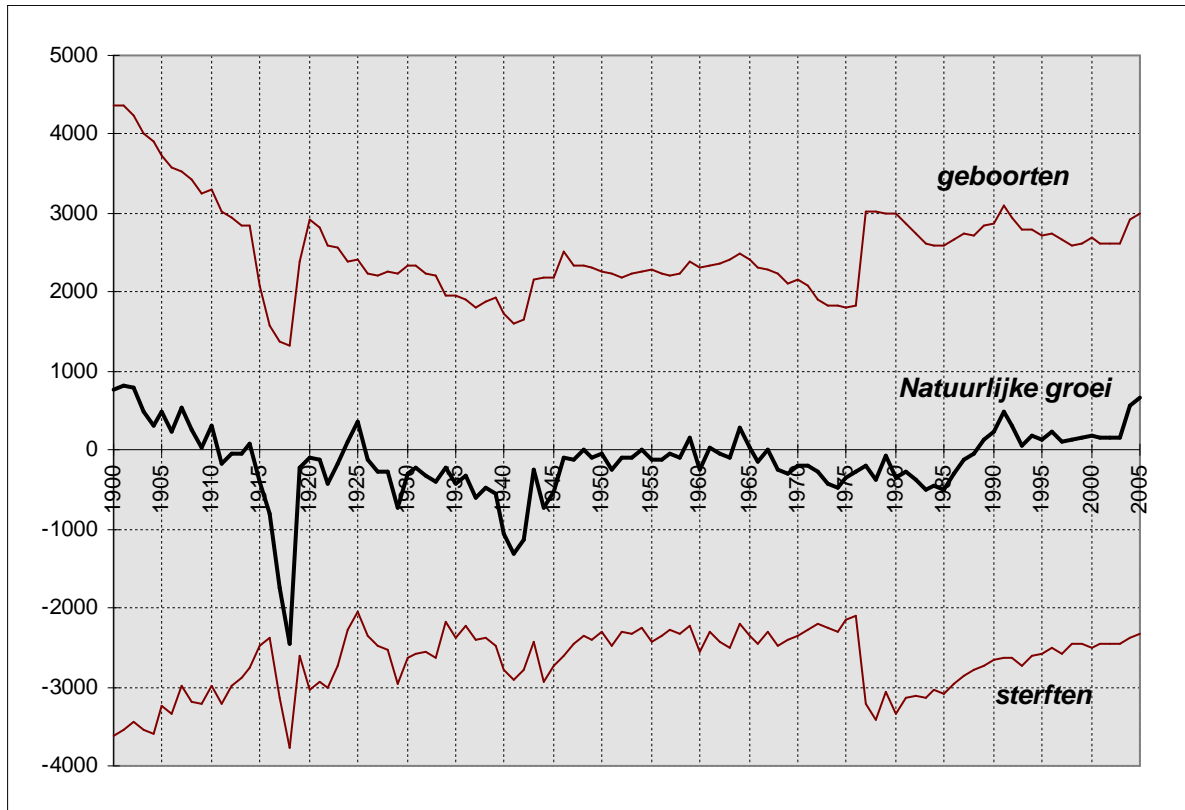
370 301 671

2.1.1. Evolutie van de natuurlijke groei (absoluut)

| | geboorten | sterften | natuurlijke groei |
|-------------|------------------|-----------------|--------------------------|
| 1960 | 2309 | 2545 | -236 |
| 1961 | 2327 | 2301 | 26 |
| 1962 | 2376 | 2430 | -54 |
| 1963 | 2415 | 2505 | -90 |
| 1964 | 2491 | 2206 | 285 |
| 1965 | 2403 | 2364 | 39 |
| 1966 | 2304 | 2443 | -139 |
| 1967 | 2291 | 2297 | -6 |
| 1968 | 2249 | 2486 | -237 |
| 1969 | 2101 | 2409 | -308 |
| 1970 | 2161 | 2360 | -199 |
| 1971 | 2078 | 2280 | -202 |
| 1972 | 1912 | 2194 | -282 |
| 1973 | 1838 | 2256 | -418 |
| 1974 | 1830 | 2299 | -469 |
| 1975 | 1793 | 2146 | -353 |
| 1976 | 1830 | 2095 | -265 |
| 1977 | 3011 | 3213 | -202 |
| 1978 | 3032 | 3416 | -384 |
| 1979 | 3001 | 3069 | -68 |
| 1980 | 2990 | 3329 | -339 |
| 1981 | 2868 | 3132 | -264 |
| 1982 | 2736 | 3106 | -370 |
| 1983 | 2627 | 3140 | -513 |
| 1984 | 2580 | 3030 | -450 |
| 1985 | 2587 | 3091 | -504 |
| 1986 | 2675 | 2965 | -290 |
| 1987 | 2739 | 2864 | -125 |
| 1988 | 2730 | 2786 | -56 |
| 1989 | 2844 | 2723 | 121 |
| 1990 | 2879 | 2652 | 227 |
| 1991 | 3094 | 2619 | 475 |
| 1992 | 2936 | 2623 | 313 |
| 1993 | 2807 | 2738 | 69 |
| 1994 | 2787 | 2610 | 177 |
| 1995 | 2717 | 2591 | 126 |
| 1996 | 2748 | 2516 | 232 |
| 1997 | 2680 | 2577 | 103 |
| 1998 | 2594 | 2464 | 130 |
| 1999 | 2611 | 2457 | 154 |
| 2000 | 2692 | 2508 | 184 |
| 2001 | 2614 | 2449 | 165 |
| 2002 | 2610 | 2444 | 166 |
| 2003 | 2617 | 2458 | 159 |
| 2004 | 2931 | 2373 | 558 |
| 2005 | 3002 | 2331 | 671 |

natuurlijke groei = geboorten - overlijdens

2.1.2. Evolutie van de natuurlijke groei (abs.)



2.2. Geboortenevolutie en vruchtbaarheid

2.2.1. Aantal geboorten naar geslacht. Bruto-geboortecijfer (in promille).

| jaar | jongens | meisjes | totaal | bruto-geb.cijfer |
|------|---------|---------|--------|------------------|
| 1961 | 1192 | 1135 | 2327 | 14.75 |
| 1962 | 1212 | 1164 | 2376 | 15.18 |
| 1963 | 1244 | 1171 | 2415 | 15.49 |
| 1964 | 1277 | 1214 | 2491 | 16.06 |
| 1965 | 1261 | 1142 | 2403 | 15.22 |
| 1966 | 1167 | 1137 | 2304 | 14.67 |
| 1967 | 1142 | 1149 | 2291 | 14.71 |
| 1968 | 1148 | 1101 | 2249 | 14.67 |
| 1969 | 1095 | 1006 | 2101 | 13.86 |
| 1970 | 1104 | 1057 | 2161 | 14.52 |
| 1971 | 1089 | 989 | 2078 | 14.02 |
| 1972 | 1011 | 901 | 1912 | 13.08 |
| 1973 | 915 | 923 | 1838 | 12.72 |
| 1974 | 932 | 898 | 1830 | 12.70 |
| 1975 | 958 | 835 | 1793 | 12.58 |
| 1976 | 946 | 884 | 1830 | 13.09 |
| 1977 | 1539 | 1472 | 3011 | 12.23 |
| 1978 | 1553 | 1479 | 3032 | 12.45 |
| 1979 | 1560 | 1441 | 3001 | 12.42 |
| 1980 | 1515 | 1475 | 2990 | 12.46 |
| 1981 | 1502 | 1366 | 2868 | 12.07 |
| 1982 | 1370 | 1366 | 2736 | 11.57 |
| 1983 | 1322 | 1305 | 2627 | 11.16 |
| 1984 | 1339 | 1241 | 2580 | 10.99 |
| 1985 | 1330 | 1257 | 2587 | 11.04 |
| 1986 | 1394 | 1281 | 2675 | 11.44 |
| 1987 | 1404 | 1335 | 2739 | 11.77 |
| 1988 | 1404 | 1326 | 2730 | 11.82 |
| 1989 | 1448 | 1396 | 2844 | 12.32 |
| 1990 | 1517 | 1362 | 2879 | 12.49 |
| 1991 | 1584 | 1510 | 3094 | 13.45 |
| 1992 | 1515 | 1421 | 2936 | 12.78 |
| 1993 | 1451 | 1356 | 2807 | 12.29 |
| 1994 | 1391 | 1396 | 2787 | 12.25 |
| 1995 | 1375 | 1342 | 2717 | 12.00 |
| 1996 | 1432 | 1316 | 2748 | 12.19 |
| 1997 | 1360 | 1320 | 2680 | 11.94 |
| 1998 | 1322 | 1272 | 2594 | 11.58 |
| 1999 | 1350 | 1261 | 2611 | 11.65 |
| 2000 | 1355 | 1337 | 2692 | 11.99 |
| 2001 | 1371 | 1243 | 2614 | 11.56 |
| 2002 | 1317 | 1293 | 2610 | 11.45 |
| 2003 | 1330 | 1287 | 2617 | 11.42 |
| 2004 | 1450 | 1481 | 2931 | 12,70 |

| | | | | |
|------|------|------|------|-------|
| 2005 | 1543 | 1459 | 3002 | 12,89 |
|------|------|------|------|-------|

**2.2.2. Aantal geboorten en bruto-geboortecijfer (in promille) :
Belgen, vreemdelingen en totale bevolking**

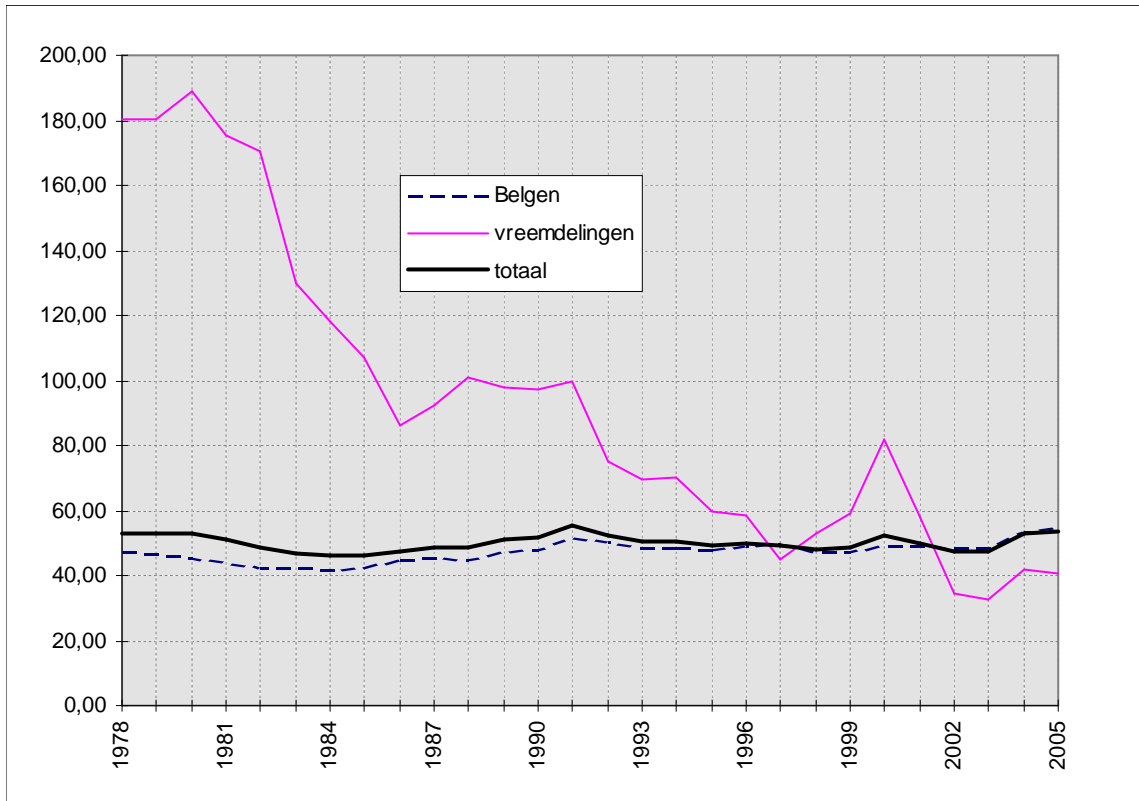
| jaar | aantal | | | promille | | |
|------|--------|------|--------|----------|-------|--------|
| | Belgen | Vre. | Totaal | Belgen | Vre. | Totaal |
| 1986 | 2385 | 290 | 2675 | 10,89 | 19,45 | 11,44 |
| 1987 | 2408 | 331 | 2739 | 11,06 | 22,22 | 11,77 |
| 1988 | 2364 | 366 | 2730 | 10,93 | 24,74 | 11,82 |
| 1989 | 2477 | 367 | 2844 | 11,51 | 23,55 | 12,32 |
| 1990 | 2484 | 395 | 2879 | 11,62 | 23,77 | 12,49 |
| 1991 | 2658 | 436 | 3094 | 12,49 | 25,14 | 13,45 |
| 1992 | 2586 | 350 | 2936 | 12,20 | 19,68 | 12,78 |
| 1993 | 2472 | 335 | 2807 | 11,73 | 18,96 | 12,29 |
| 1994 | 2446 | 341 | 2787 | 11,65 | 19,57 | 12,25 |
| 1995 | 2421 | 296 | 2717 | 11,57 | 17,19 | 12,00 |
| 1996 | 2453 | 295 | 2748 | 11,77 | 17,30 | 12,19 |
| 1997 | 2450 | 230 | 2680 | 11,80 | 13,65 | 11,94 |
| 1998 | 2352 | 242 | 2594 | 11,34 | 14,61 | 11,58 |
| 1999 | 2371 | 240 | 2611 | 11,46 | 13,94 | 11,65 |
| 2000 | 2414 | 278 | 2692 | 11,56 | 17,56 | 11,99 |
| 2001 | 2442 | 172 | 2614 | 11,55 | 11,79 | 11,56 |
| 2002 | 2447 | 163 | 2610 | 11,49 | 10,91 | 11,45 |
| 2003 | 2455 | 162 | 2617 | 11,50 | 10,34 | 11,42 |
| 2004 | 2714 | 217 | 2931 | 12,65 | 13,45 | 12,70 |
| 2005 | 2777 | 225 | 3002 | 12,91 | 12,55 | 12,89 |

**2.2.3. Algemeen vruchtbaarheidscijfer (GFR) (in promille) :
Belgen, vreemdelingen, totale bevolking.**

| | Belgen | Vreemdelingen | Totaal |
|------|--------|---------------|--------|
| 1986 | 45 | 86,35 | 47,46 |
| 1987 | 45,67 | 92,38 | 48,64 |
| 1988 | 45,11 | 100,66 | 48,71 |
| 1989 | 47,53 | 97,79 | 50,9 |
| 1990 | 47,97 | 97,35 | 51,55 |
| 1991 | 51,65 | 99,48 | 55,4 |
| 1992 | 50,4 | 75,14 | 52,46 |
| 1993 | 48,44 | 69,78 | 50,27 |
| 1994 | 48,35 | 70,33 | 50,28 |
| 1995 | 48,30 | 59,97 | 49,27 |
| 1996 | 49,36 | 58,22 | 50,08 |
| 1997 | 49,71 | 45,17 | 49,29 |
| 1998 | 47,68 | 53,11 | 48,19 |
| 1999 | 47,20 | 59,31 | 48,37 |
| 2000 | 48,94 | 81,67 | 52,06 |
| 2001 | 48,93 | 58,15 | 49,75 |
| 2002 | 48,72 | 34,50 | 47,50 |
| 2003 | 48,77 | 32,91 | 47,36 |
| 2004 | 53,70 | 42,13 | 52,63 |
| 2005 | 54,83 | 40,55 | 53,42 |

totaal aantal geboorten
GFR = ----- X 1000

**2.2.4. Algemeen vruchtbaarheidscijfer (GFR) (in promille) :
Belgen, vreemdelingen, totale bevolking.(lijndiagram)**



$$\text{GFR} = \frac{\text{totaal aantal geboorten}}{\text{aantal vrouwen in de vruchtbare leeftijd}} \times 1000$$

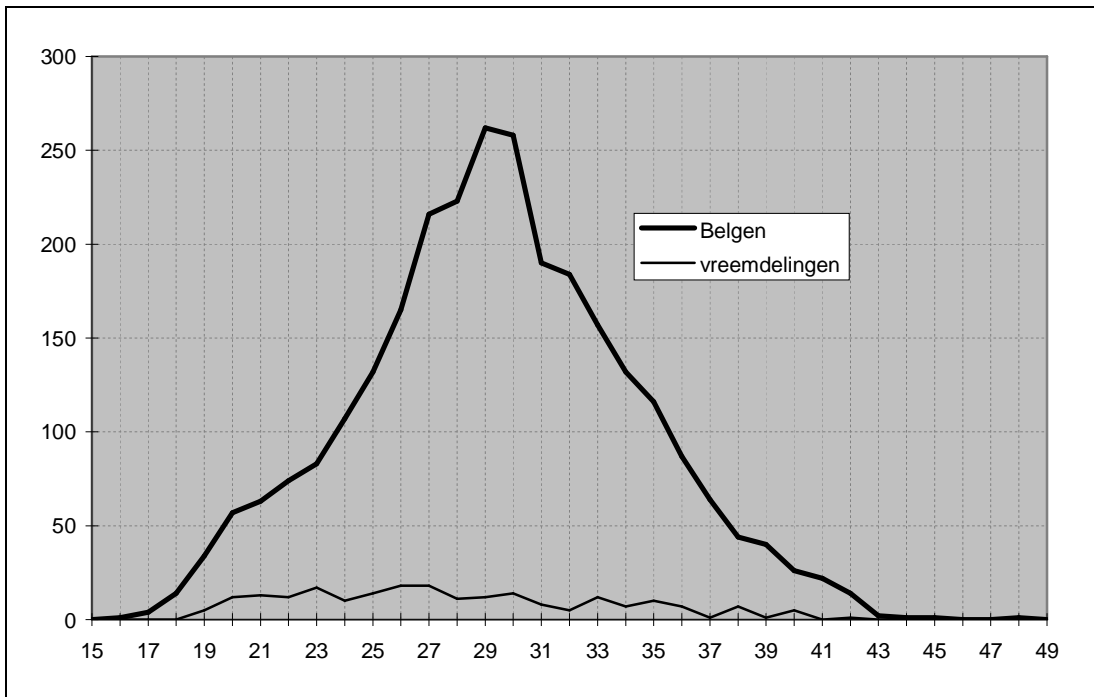
**2.2.5. Totaal vruchtbaarheidscijfer (TFR) en
bruto- reproductiecijfer van Kuczynski (Kb) 2005.
Belgen en Vreemdelingen.**

| | TFR | Kb |
|---------------|----------------|---------------|
| Belgen | 1795,69 | 873,72 |
| Vreemdelingen | 1091,70 | 514,61 |
| TOTAAL | 1717,82 | 832,59 |

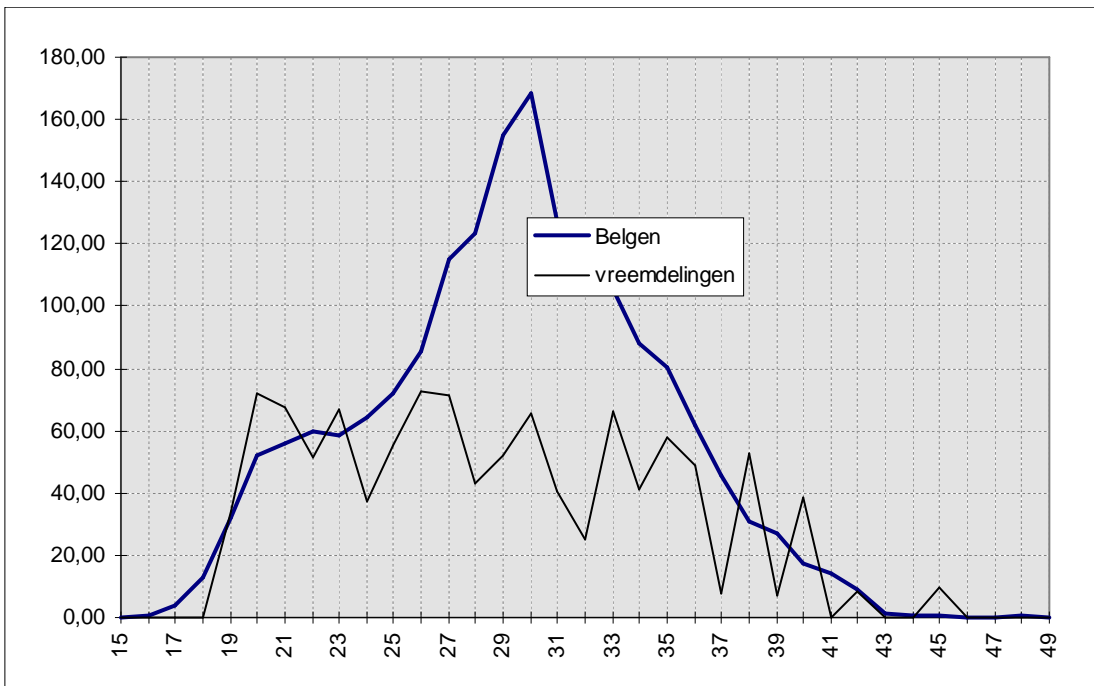
Vruchtbaarheidscijfer (TFR) : aantal *geboorten* volgens de leeftijd van de moeder in verhouding tot het gemiddeld aantal vrouwen van die leeftijd (promille), gesommeerd voor alle vruchtbare leeftijdsjaren (15 - 49 jaar)

Bruto-reproductiecijfer van Kuczynski (Kb) : aantal *geboren meisjes* volgens de leeftijd van de moeder in verhouding tot het gemiddeld aantal vrouwen van die leeftijd (promille), gesommeerd voor alle vruchtbare leeftijdsjaren (15 - 49 jaar)

**2.2.6. Aantal geboorten naar leeftijd van de moeder
Belgen en Vreemdelingen. jaar 2005**



**2.2.7. Leeftijdsspecifiek vruchtbaarheidscijfer (in promille)
Belgen en Vreemdelingen. jaar 2005.**



aantal geboorten volgens de leeftijd van de moeder
----- X 1000
totaal aantal vrouwen van die leeftijd

2.3. Overlijdens en sterftcijfer

2.3.1. Aantal overlijdens naar geslacht. Bruto-sterftcijfer (in promille).

| jaar | mannen | vrouwen | totaal | bruto-st.cijfer |
|------|--------|---------|--------|-----------------|
| 1960 | 1333 | 1212 | 2545 | 16.00 |
| 1961 | 1168 | 1133 | 2301 | 14.58 |
| 1962 | 1281 | 1149 | 2430 | 15.53 |
| 1963 | 1328 | 1177 | 2505 | 16.06 |
| 1964 | 1148 | 1058 | 2206 | 14.22 |
| 1965 | 1282 | 1082 | 2364 | 14.98 |
| 1966 | 1318 | 1125 | 2443 | 15.56 |
| 1967 | 1209 | 1088 | 2297 | 14.75 |
| 1968 | 1301 | 1185 | 2486 | 16.22 |
| 1969 | 1264 | 1145 | 2409 | 15.89 |
| 1970 | 1181 | 1179 | 2360 | 15.85 |
| 1971 | 1172 | 1108 | 2280 | 15.39 |
| 1972 | 1160 | 1034 | 2194 | 15.00 |
| 1973 | 1204 | 1052 | 2256 | 15.62 |
| 1974 | 1171 | 1128 | 2299 | 15.95 |
| 1975 | 1134 | 1012 | 2146 | 15.05 |
| 1976 | 1074 | 1021 | 2095 | 14.98 |
| 1977 | 1668 | 1545 | 3213 | 13.05 |
| 1978 | 1753 | 1663 | 3416 | 14.03 |
| 1979 | 1572 | 1497 | 3069 | 12.70 |
| 1980 | 1729 | 1600 | 3329 | 13.87 |
| 1981 | 1617 | 1515 | 3132 | 13.18 |
| 1982 | 1638 | 1468 | 3106 | 13.13 |
| 1983 | 1614 | 1526 | 3140 | 13.34 |
| 1984 | 1571 | 1459 | 3030 | 12.91 |
| 1985 | 1553 | 1538 | 3091 | 13.20 |
| 1986 | 1500 | 1465 | 2965 | 12.68 |
| 1987 | 1447 | 1417 | 2864 | 12.31 |
| 1988 | 1425 | 1361 | 2786 | 12.06 |
| 1989 | 1387 | 1336 | 2723 | 11.80 |
| 1990 | 1370 | 1282 | 2652 | 11.51 |
| 1991 | 1321 | 1298 | 2619 | 11.38 |
| 1992 | 1359 | 1264 | 2623 | 11.41 |
| 1993 | 1319 | 1419 | 2738 | 11.99 |
| 1994 | 1313 | 1297 | 2610 | 11.48 |
| 1995 | 1320 | 1271 | 2591 | 11.44 |
| 1996 | 1312 | 1204 | 2516 | 11.16 |
| 1997 | 1256 | 1321 | 2577 | 11.48 |
| 1998 | 1194 | 1270 | 2464 | 11.00 |
| 1999 | 1217 | 1240 | 2457 | 10.96 |
| 2000 | 1245 | 1263 | 2508 | 11.17 |
| 2001 | 1229 | 1220 | 2449 | 10.83 |
| 2002 | 1194 | 1250 | 2444 | 10.73 |
| 2003 | 1204 | 1254 | 2458 | 10.73 |
| 2004 | 1179 | 1194 | 2373 | 10.28 |
| 2005 | 1173 | 1158 | 2331 | 10.01 |

$$\text{Bruto-sterftcijfer} = \frac{\text{aantal overlijdens}}{\text{totale bevolking}} \times 1000$$

**2.3.2. Aantal overlijdens en bruto-sterftecijfer (in promille) :
Belgen, Vreemdelingen en totale bevolking.**

| jaar | aantal | | | promille | | |
|------|--------|------|--------|----------|------|--------|
| | Belgen | Vre. | Totaal | Belgen | Vre. | Totaal |
| 1985 | 3041 | 50 | 3091 | 13,81 | 3,56 | 13,20 |
| 1986 | 2907 | 58 | 2965 | 13,28 | 3,89 | 12,68 |
| 1987 | 2807 | 57 | 2864 | 12,89 | 3,83 | 12,31 |
| 1988 | 2741 | 45 | 2786 | 12,68 | 3,04 | 12,06 |
| 1989 | 2664 | 59 | 2723 | 12,38 | 3,79 | 11,80 |
| 1990 | 2603 | 49 | 2652 | 12,17 | 2,95 | 11,51 |
| 1991 | 2553 | 66 | 2619 | 12,00 | 3,81 | 11,38 |
| 1992 | 2540 | 83 | 2623 | 11,98 | 4,67 | 11,41 |
| 1993 | 2682 | 56 | 2738 | 12,73 | 3,17 | 11,99 |
| 1994 | 2549 | 61 | 2610 | 12,14 | 3,50 | 11,48 |
| 1995 | 2526 | 65 | 2591 | 12,07 | 3,78 | 11,44 |
| 1996 | 2459 | 57 | 2516 | 11,80 | 3,34 | 11,16 |
| 1997 | 2512 | 65 | 2577 | 12,10 | 3,86 | 11,48 |
| 1998 | 2396 | 68 | 2464 | 11,55 | 4,10 | 11,00 |
| 1999 | 2395 | 62 | 2457 | 11,57 | 3,60 | 10,96 |
| 2000 | 2443 | 65 | 2508 | 11,70 | 4,11 | 11,17 |
| 2001 | 2383 | 66 | 2449 | 11,27 | 4,52 | 10,83 |
| 2002 | 2376 | 68 | 2444 | 11,16 | 4,55 | 10,73 |
| 2003 | 2399 | 59 | 2458 | 11,24 | 3,76 | 10,73 |
| 2004 | 2309 | 64 | 2373 | 10,76 | 3,97 | 10,28 |
| 2005 | 2245 | 86 | 2331 | 10,44 | 4,80 | 10,01 |

**2.3.3. Leeftijdsspecifieke sterftecijfers* (in promille)
per geslacht. Jaar 2005.**

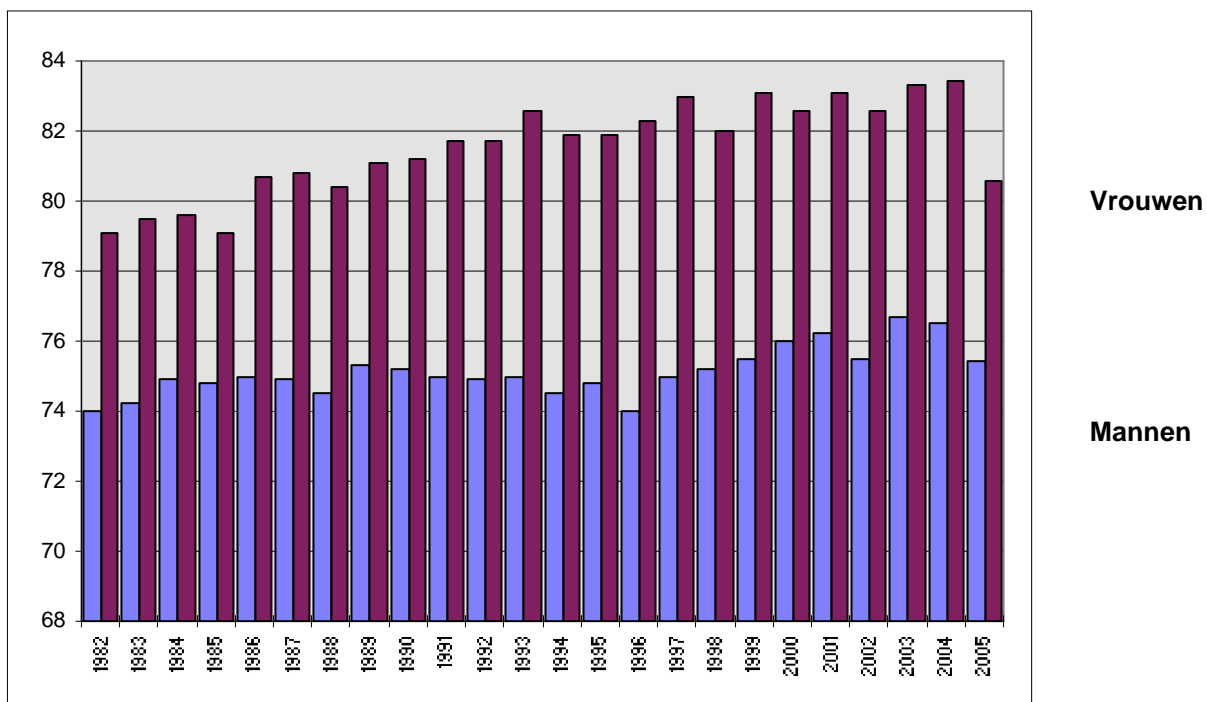
| Leeftijdsklasse | mannen | vrouwen |
|-----------------|--------|---------|
| 0-4 | 2,3 | 0,9 |
| 5-9 | 0,0 | 0,2 |
| 10-14 | 0,0 | 0,0 |
| 15-19 | 0,8 | 0,0 |
| 20-24 | 0,4 | 0,5 |
| 25-29 | 0,6 | 0,5 |
| 30-34 | 0,4 | 0,6 |
| 35-39 | 0,6 | 0,8 |
| 40-44 | 2,1 | 1,5 |
| 45-49 | 3,5 | 2,3 |
| 50-54 | 5,7 | 3,1 |
| 55-59 | 8,6 | 4,6 |
| 60-64 | 16,0 | 7,3 |
| 65-69 | 24,7 | 10,6 |
| 70-74 | 28,4 | 14,2 |
| 75-79 | 48,1 | 23,8 |
| 80-84 | 91,6 | 53,6 |
| 85-89 | 153,4 | 96,5 |
| 90-94 | 302,2 | 191,9 |
| 95-99 | 500,0 | 318,9 |
| 100+ | 500,0 | 615,4 |

* = $\frac{\text{aantal overlijdens in een leeftijdsklasse}}{\text{aantal inwoners van die leeftijdsklasse}} \times 1000$

2.3.4. Mediane leeftijd(*) bij overlijden, per geslacht

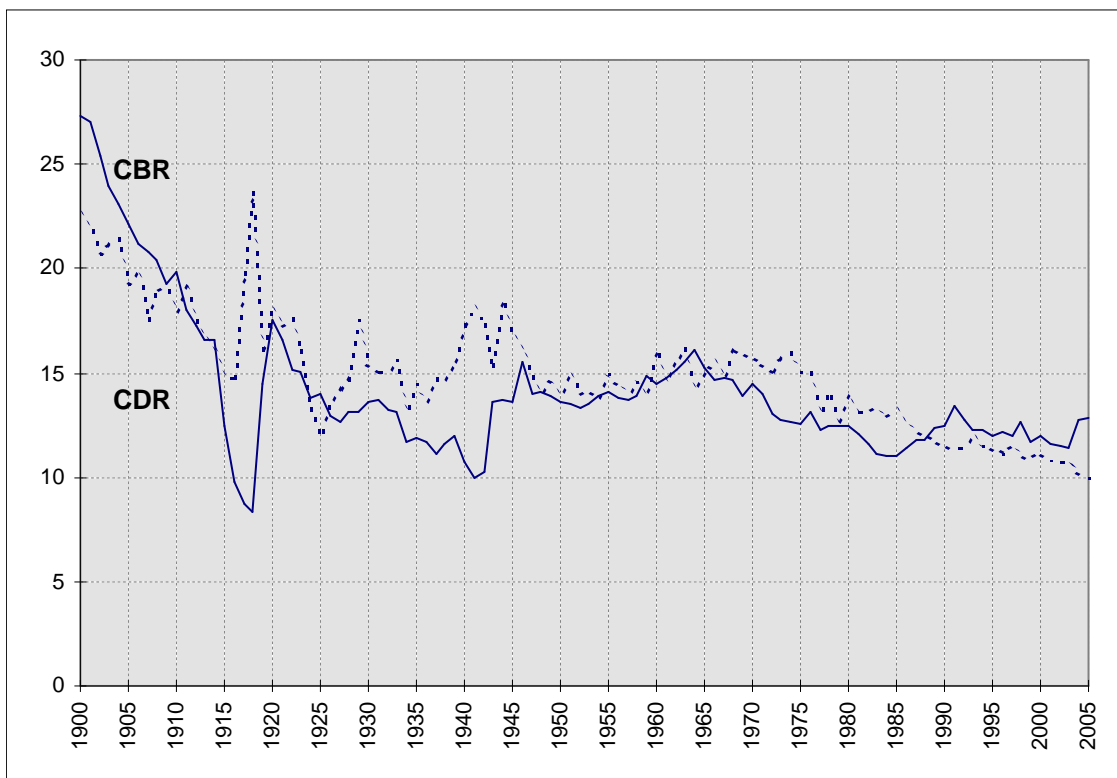
| jaar | Mannen | Vrouwen |
|------|--------|---------|
| 1982 | 74 | 79,1 |
| 1983 | 74,2 | 79,5 |
| 1984 | 74,9 | 79,6 |
| 1985 | 74,8 | 79,1 |
| 1986 | 75 | 80,7 |
| 1987 | 74,9 | 80,8 |
| 1988 | 74,5 | 80,4 |
| 1989 | 75,3 | 81,1 |
| 1990 | 75,2 | 81,2 |
| 1991 | 75 | 81,7 |
| 1992 | 74,9 | 81,7 |
| 1993 | 75 | 82,6 |
| 1994 | 74,5 | 81,9 |
| 1995 | 74,8 | 81,9 |
| 1996 | 74 | 82,3 |
| 1997 | 75 | 83 |
| 1998 | 75,2 | 82 |
| 1999 | 75,5 | 83,1 |
| 2000 | 76 | 82,6 |
| 2001 | 76,2 | 83,1 |
| 2002 | 75,5 | 82,6 |
| 2003 | 76,7 | 83,3 |
| 2004 | 76,5 | 83,4 |
| 2005 | 75,4 | 80,6 |

2.3.5. Mediane leeftijd (*) bij overlijden, per geslacht (staafdiagram)



* = schatting van de levensverwachting bij geboorte gedurende een bepaald jaar

**2.3.6. Bruto-geboortecijfer (CBR) en Bruto-sterftecijfer (CDR)
in promille**



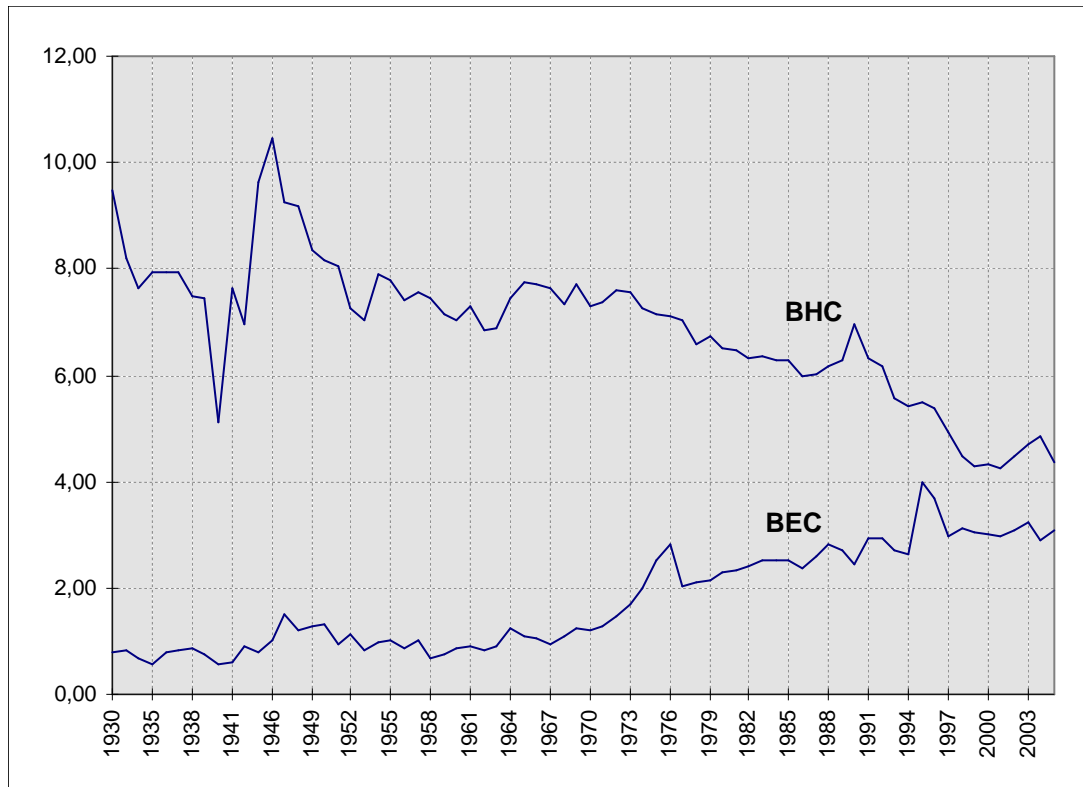
CBR = aantal geboorten t.o.v. de totale bevolking (in promille)
CDR = aantal overlijdens t.o.v. de totale bevolking (in promille)

3. Huwelijken en echtscheidingen

3.1. Aantal huwelijken en echtscheidingen

| jaar | huwelijken | echtscheidingen |
|------|------------|-----------------|
| 1961 | 1153 | 144 |
| 1962 | 1070 | 129 |
| 1963 | 1073 | 138 |
| 1964 | 1153 | 190 |
| 1965 | 1225 | 170 |
| 1966 | 1214 | 165 |
| 1967 | 1188 | 149 |
| 1968 | 1126 | 167 |
| 1969 | 1168 | 187 |
| 1970 | 1088 | 177 |
| 1971 | 1095 | 189 |
| 1972 | 1111 | 216 |
| 1973 | 1091 | 246 |
| 1974 | 1047 | 290 |
| 1975 | 1020 | 357 |
| 1976 | 995 | 396 |
| 1977 | 1736 | 499 |
| 1978 | 1603 | 517 |
| 1979 | 1628 | 520 |
| 1980 | 1562 | 547 |
| 1981 | 1537 | 552 |
| 1982 | 1497 | 568 |
| 1983 | 1498 | 590 |
| 1984 | 1470 | 594 |
| 1985 | 1475 | 588 |
| 1986 | 1398 | 552 |
| 1987 | 1402 | 600 |
| 1988 | 1422 | 652 |
| 1989 | 1454 | 628 |
| 1990 | 1607 | 566 |
| 1991 | 1458 | 673 |
| 1992 | 1415 | 671 |
| 1993 | 1274 | 617 |
| 1994 | 1234 | 596 |
| 1995 | 1246 | 899 |
| 1996 | 1215 | 831 |
| 1997 | 1109 | 668 |
| 1998 | 999 | 697 |
| 1999 | 965 | 685 |
| 2000 | 971 | 672 |
| 2001 | 963 | 668 |
| 2002 | 1016 | 706 |
| 2003 | 1081 | 741 |
| 2004 | 1116 | 664 |
| 2005 | 1013 | 717 |

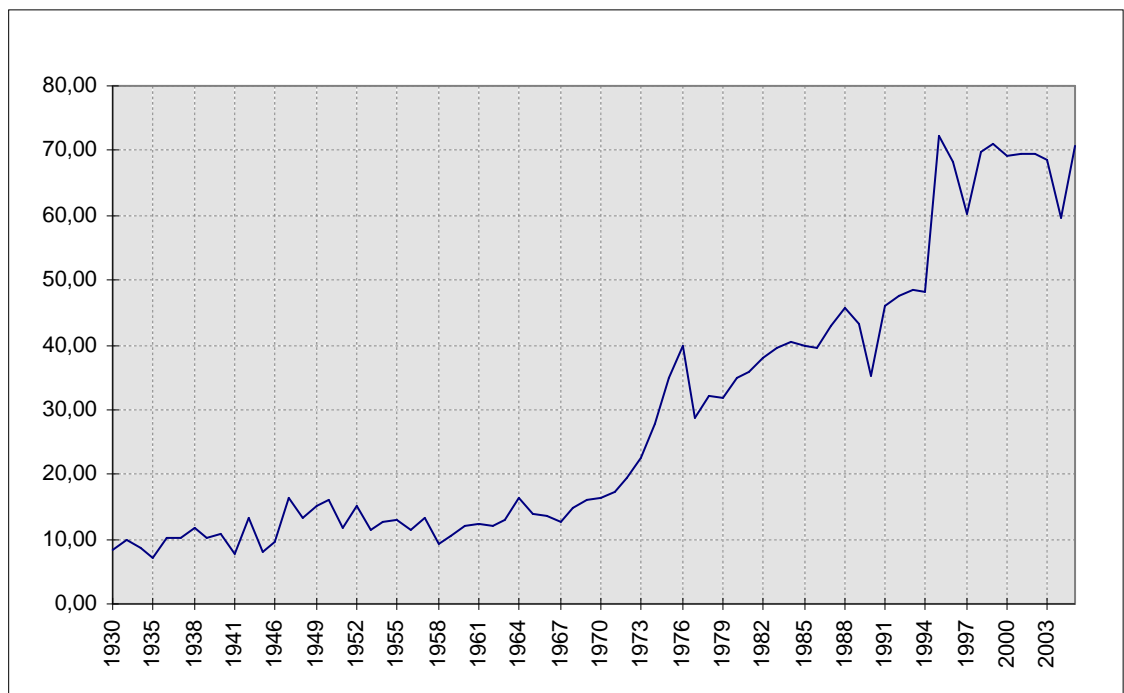
3.2. Bruto-huwelijkscijfer (BHC) en bruto-echtscheidingscijfer (BEC) in promille (t.o.v. de totale bevolking)



BHC= (hwl/totale bevolking) X 1000

BEC= (es/totale bevolking) X 1000

3.3. Verhouding van het aantal echtscheidingen tot het aantal huwelijken (in %)

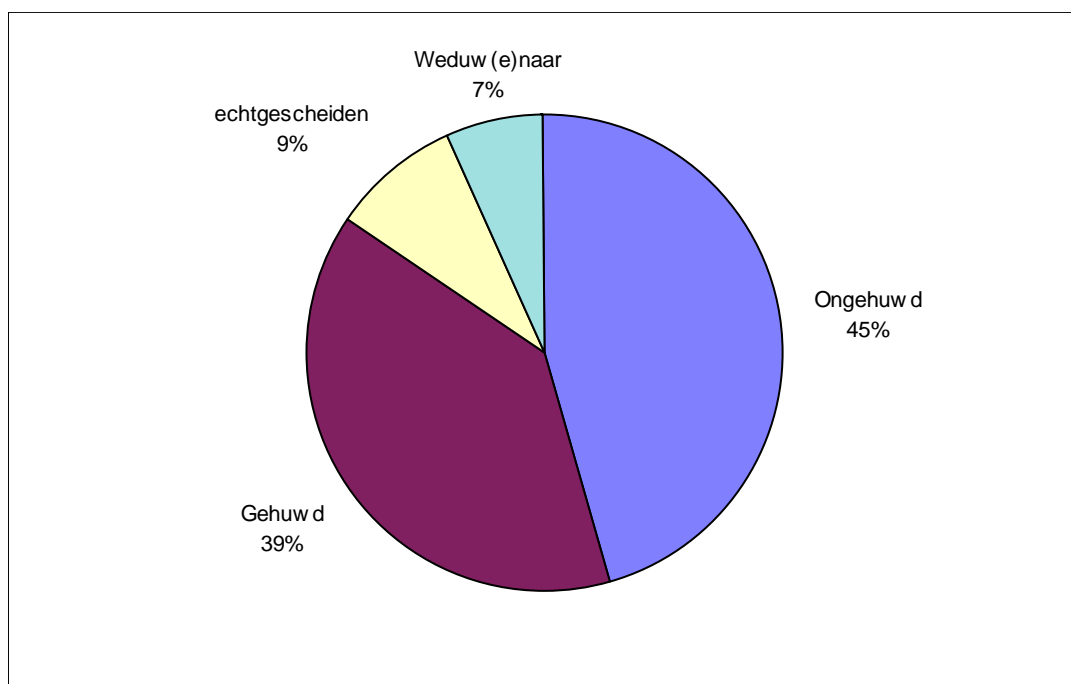


= (es/huw) X 100

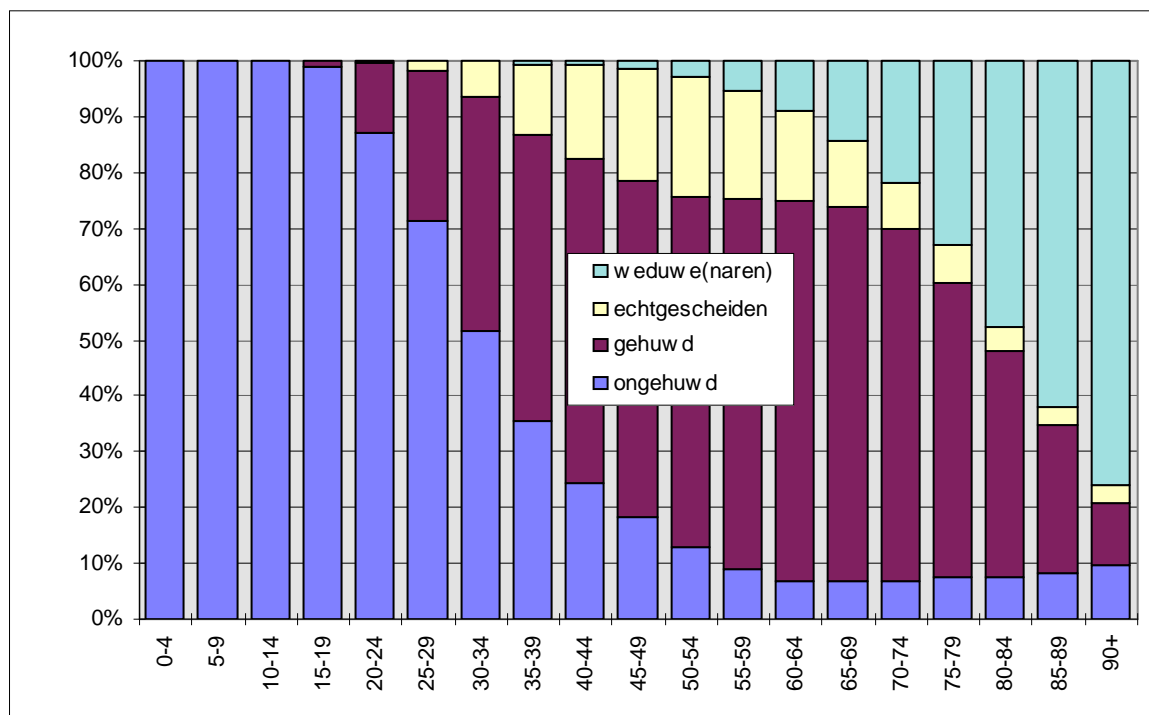
3.4. Bevolkingsindeling naar Burgerlijke stand, geslacht en leeftijd

| | ongetrouwd | | | getrouwd | | | echtgescheiden | | | weduwe(naren) | | |
|---------------|--------------|--------------|---------------|--------------|--------------|--------------|----------------|--------------|--------------|---------------|--------------|--------------|
| | M | V | TOTAAL | M | V | TOTAAL | M | V | TOTAAL | M | V | TOTAAL |
| 0-4 | 6575 | 6361 | 12936 | 0 | 0 | 0 | 0 | 0 | 0 | 0 | 0 | 0 |
| 5-9 | 5974 | 5863 | 11837 | 0 | 0 | 0 | 0 | 0 | 0 | 0 | 0 | 0 |
| 10-14 | 6058 | 5828 | 11886 | 0 | 0 | 0 | 0 | 0 | 0 | 0 | 0 | 0 |
| 15-19 | 6106 | 5809 | 11915 | 20 | 126 | 146 | 0 | 0 | 0 | 0 | 0 | 0 |
| 20-24 | 6805 | 6361 | 13166 | 611 | 1278 | 1889 | 27 | 34 | 61 | 1 | 1 | 2 |
| 25-29 | 8314 | 7016 | 15330 | 2437 | 3284 | 5721 | 143 | 263 | 406 | 2 | 9 | 11 |
| 30-34 | 5599 | 3800 | 9399 | 3704 | 3989 | 7693 | 493 | 645 | 1138 | 6 | 22 | 28 |
| 35-39 | 3501 | 2363 | 5864 | 4224 | 4276 | 8500 | 908 | 1168 | 2076 | 14 | 79 | 93 |
| 40-44 | 2434 | 1637 | 4071 | 4791 | 4943 | 9734 | 1364 | 1422 | 2786 | 32 | 114 | 146 |
| 45-49 | 1710 | 1201 | 2911 | 4719 | 4792 | 9511 | 1523 | 1659 | 3182 | 44 | 185 | 229 |
| 50-54 | 1081 | 794 | 1875 | 4521 | 4450 | 8971 | 1449 | 1613 | 3062 | 104 | 330 | 434 |
| 55-59 | 682 | 516 | 1198 | 4647 | 4359 | 9006 | 1258 | 1344 | 2602 | 182 | 551 | 733 |
| 60-64 | 402 | 347 | 749 | 3745 | 3550 | 7295 | 774 | 937 | 1711 | 189 | 787 | 976 |
| 65-69 | 332 | 386 | 718 | 3680 | 3462 | 7142 | 585 | 688 | 1273 | 300 | 1210 | 1510 |
| 70-74 | 279 | 446 | 725 | 3518 | 3176 | 6694 | 352 | 506 | 858 | 460 | 1857 | 2317 |
| 75-79 | 187 | 487 | 674 | 2636 | 2072 | 4708 | 209 | 379 | 588 | 546 | 2407 | 2953 |
| 80-84 | 134 | 393 | 527 | 1652 | 1182 | 2834 | 83 | 206 | 289 | 621 | 2712 | 3333 |
| 85-89 | 54 | 186 | 240 | 464 | 284 | 748 | 26 | 75 | 101 | 310 | 1454 | 1764 |
| 90+ | 26 | 140 | 166 | 131 | 54 | 185 | 8 | 44 | 52 | 212 | 1071 | 1283 |
| Totaal | 56253 | 49934 | 106187 | 45500 | 45277 | 90777 | 9202 | 10983 | 20185 | 3023 | 12789 | 15812 |

3.5. Bevolking naar Burgerlijke stand



3.6. Bevolking naar Burgerlijke stand en leeftijd



3.7. Wettelijke samenwoning naar geslacht (evolutie)

| Jaar | M-M | V-V | M-V | Totaal |
|------|-----|-----|-----|--------|
| 2000 | 23 | 13 | 35 | 71 |
| 2001 | 24 | 14 | 681 | 719 |
| 2002 | 10 | 3 | 82 | 95 |
| 2003 | 4 | 3 | 118 | 125 |
| 2004 | 14 | 6 | 196 | 216 |
| 2005 | 7 | 8 | 299 | 314 |

4. Migraties

4.1. Migraties vanuit en naar Gent in 2005. (*)

Immigratie :

| | mannen | vrouwen | totaal |
|----------------------------|-------------|-------------|--------------|
| - Belgen : | 4829 | 4242 | 9071 |
| - Vreemdelingen : | 1788 | 1659 | 3447 |
| totale immigratie : | 6617 | 5901 | 12518 |

Emigratie :

| | mannen | vrouwen | totaal |
|---------------------------|-------------|-------------|--------------|
| - Belgen : | 5362 | 4849 | 10211 |
| - Vreemdelingen : | 984 | 834 | 1818 |
| totale emigratie : | 6346 | 5683 | 12029 |

Migratiesaldo :

(immigratie - emigratie)

| | mannen | vrouwen | totaal |
|-------------------|------------|------------|------------|
| - Belgen : | -533 | -607 | -1140 |
| - Vreemdelingen : | 804 | 825 | 1629 |
| totaal : | 271 | 218 | 489 |

(*) : Voor details over de herkomst en/of bestemming, zie verdere tabellen inzake migraties.

Overschrijvingen van Wachtregister naar Vreemdelingenregister :

| Jaar | WR → VR |
|------|---------|
| 2001 | 594 |
| 2002 | 472 |
| 2003 | 230 |
| 2004 | 310 |
| 2005 | 848 |

Door de overschrijving van asielzoekers van het Wachtregister naar het Vreemdelingenregister worden deze nu wel

meegeteld voor het bepalen van het jaarlijks bevolkingscijfer. Toch zijn ze niet in het migratiecijfer inbegrepen, omdat sommigen hier al geruime tijd hun woonplaats hebben.

4.2. Immigratie in 2005 volgens herkomst : Belgische arrondissementen en provincies, buitenland en onbekende herkomst ; Belgen/Vreemdelingen, per geslacht.

| herkomst | Belgen | | | Vreemdelingen | | | Totaal | | |
|--------------------------|-------------|-------------|-------------|---------------|------------|------------|-------------|-------------|-------------|
| | M | V | tot. | M | V | tot. | M | V | tot. |
| Antwerpen | 170 | 149 | 319 | 41 | 32 | 73 | 211 | 181 | 392 |
| Mechelen | 49 | 40 | 89 | 4 | 3 | 7 | 53 | 43 | 96 |
| Turnhout | 48 | 41 | 89 | 2 | 1 | 3 | 50 | 42 | 92 |
| Antwerpen | 267 | 230 | 497 | 47 | 36 | 83 | 314 | 266 | 580 |
| Brussel-hoofdstad | 79 | 92 | 171 | 92 | 65 | 157 | 171 | 157 | 328 |
| Halle-Vilvoorde | 121 | 111 | 232 | 11 | 9 | 20 | 132 | 120 | 252 |
| Leuven | 79 | 74 | 153 | 32 | 13 | 45 | 111 | 87 | 198 |
| Vlaams-Brabant | 200 | 185 | 385 | 43 | 22 | 65 | 243 | 207 | 450 |
| Nijvel | 3 | 9 | 12 | 3 | 3 | 6 | 6 | 12 | 18 |
| Waals-Brabant | 3 | 9 | 12 | 3 | 3 | 6 | 6 | 12 | 18 |
| Brugge | 258 | 230 | 488 | 17 | 16 | 33 | 275 | 246 | 521 |
| Diksmuide | 40 | 22 | 62 | 1 | 0 | 1 | 41 | 22 | 63 |
| Ieper | 74 | 59 | 133 | 1 | 3 | 4 | 75 | 62 | 137 |
| Kortrijk | 185 | 179 | 364 | 15 | 14 | 29 | 200 | 193 | 393 |
| Oostende | 129 | 114 | 243 | 9 | 14 | 23 | 138 | 128 | 266 |
| Roeselare | 91 | 69 | 160 | 8 | 3 | 11 | 99 | 72 | 171 |
| Tielt | 69 | 76 | 145 | 5 | 1 | 6 | 74 | 77 | 151 |
| Veurne | 59 | 41 | 100 | 3 | 0 | 3 | 62 | 41 | 103 |
| West-Vlaanderen | 905 | 790 | 1695 | 59 | 51 | 110 | 964 | 841 | 1805 |
| Aalst | 231 | 235 | 466 | 17 | 17 | 34 | 248 | 252 | 500 |
| Dendermonde | 284 | 248 | 532 | 17 | 16 | 33 | 301 | 264 | 565 |
| Eeklo | 210 | 189 | 399 | 14 | 12 | 26 | 224 | 201 | 425 |
| Gent | 1357 | 1411 | 2768 | 71 | 50 | 121 | 1428 | 1461 | 2889 |
| Oudenaarde | 173 | 201 | 374 | 18 | 12 | 30 | 191 | 213 | 404 |
| Sint-Niklaas | 181 | 177 | 358 | 12 | 8 | 20 | 193 | 185 | 378 |
| Oost-Vlaanderen | 2436 | 2461 | 4897 | 149 | 115 | 264 | 2585 | 2576 | 5161 |
| Aat | 6 | 10 | 16 | 1 | 0 | 1 | 7 | 10 | 17 |
| Bergen | 1 | 0 | 1 | 1 | 1 | 2 | 2 | 1 | 3 |
| Charleroi | 3 | 2 | 5 | 6 | 1 | 7 | 9 | 3 | 12 |
| Doornik | 9 | 6 | 15 | 2 | 0 | 2 | 11 | 6 | 17 |
| Moeskroen | 2 | 2 | 4 | 2 | 0 | 2 | 4 | 2 | 6 |
| Thuin | 1 | 1 | 2 | 0 | 0 | 0 | 1 | 1 | 2 |
| Zinnik | 2 | 3 | 5 | 3 | 3 | 6 | 5 | 6 | 11 |
| Henegouwen | 24 | 24 | 48 | 15 | 5 | 20 | 39 | 29 | 68 |

| herkomst | Belgen | | | Vreemdelingen | | | Totaal | | |
|-------------------|-------------|-------------|-------------|---------------|-------------|-------------|-------------|-------------|--------------|
| | M | V | tot. | M | V | tot. | M | V | tot. |
| Borgworm | 1 | 1 | 2 | 0 | 0 | 0 | 1 | 1 | 2 |
| Hoei | 1 | 4 | 5 | 0 | 0 | 0 | 1 | 4 | 5 |
| Luik | 3 | 4 | 7 | 4 | 4 | 8 | 7 | 8 | 15 |
| Verviers | 2 | 0 | 2 | 1 | 1 | 2 | 3 | 1 | 4 |
| Luik | 7 | 9 | 16 | 5 | 5 | 10 | 12 | 14 | 26 |
| Hasselt | 41 | 42 | 83 | 8 | 4 | 12 | 49 | 46 | 95 |
| Maaseik | 21 | 20 | 41 | 1 | 2 | 3 | 22 | 22 | 44 |
| Tongeren | 17 | 11 | 28 | 0 | 0 | 0 | 17 | 11 | 28 |
| Limburg | 79 | 73 | 152 | 9 | 6 | 15 | 88 | 79 | 167 |
| Aarlen | 1 | 1 | 2 | 0 | 1 | 1 | 1 | 2 | 3 |
| Bastenaken | 1 | 3 | 4 | 1 | 0 | 1 | 2 | 3 | 5 |
| Marche-en-Fam | 0 | 0 | 0 | 2 | 1 | 3 | 2 | 1 | 3 |
| Neufchâteau | 2 | 0 | 2 | 0 | 0 | 0 | 2 | 0 | 2 |
| Virton | 2 | 0 | 2 | 0 | 0 | 0 | 2 | 0 | 2 |
| Luxemburg | 6 | 4 | 10 | 3 | 2 | 5 | 9 | 6 | 15 |
| Dinant | 0 | 1 | 1 | 0 | 1 | 1 | 0 | 2 | 2 |
| Namen | 4 | 4 | 8 | 3 | 4 | 7 | 7 | 8 | 15 |
| Philippeville | 1 | 0 | 1 | 1 | 0 | 1 | 2 | 0 | 2 |
| Namen | 5 | 5 | 10 | 4 | 5 | 9 | 9 | 10 | 19 |
| België | 4011 | 3882 | 7893 | 429 | 315 | 744 | 4440 | 4197 | 8637 |
| buitenland | 196 | 178 | 374 | 1326 | 1320 | 2646 | 1522 | 1498 | 3020 |
| onbekend | 622 | 182 | 804 | 33 | 24 | 57 | 655 | 206 | 861 |
| totaal | 4829 | 4242 | 9071 | 1788 | 1659 | 3447 | 6617 | 5901 | 12518 |

4.3. Immigratie in 2005 volgens herkomst : arrondissementen van Vlaanderen. kaart.

4.4. Emigratie in 2005 volgens bestemming : Belgische arrondissementen en provincies, buitenland en onbekend : Belgen/Vreemdelingen, per geslacht.

| bestemming | Belgen | | | Vreemdelingen | | | Totaal | | |
|--------------------------|-------------|-------------|-------------|---------------|------------|------------|-------------|-------------|-------------|
| | M | V | tot. | M | V | tot. | M | V | tot. |
| Antwerpen | 145 | 151 | 296 | 39 | 32 | 71 | 184 | 183 | 367 |
| Mechelen | 40 | 47 | 87 | 2 | 5 | 7 | 42 | 52 | 94 |
| Turnhout | 47 | 23 | 70 | 3 | 2 | 5 | 50 | 25 | 75 |
| Antwerpen | 232 | 221 | 453 | 44 | 39 | 83 | 276 | 260 | 536 |
| Brussel-hoofdstad | 105 | 113 | 218 | 61 | 40 | 101 | 166 | 153 | 319 |
| Halle-Vilvoorde | 79 | 69 | 148 | 6 | 5 | 11 | 85 | 74 | 159 |
| Leuven | 65 | 51 | 116 | 20 | 11 | 31 | 85 | 62 | 147 |
| Vlaams-Brabant | 144 | 120 | 264 | 26 | 16 | 42 | 170 | 136 | 306 |
| Nijvel | 11 | 14 | 25 | 0 | 4 | 4 | 11 | 18 | 29 |
| Waals-Brabant | 11 | 14 | 25 | 0 | 4 | 4 | 11 | 18 | 29 |
| Brugge | 199 | 185 | 384 | 12 | 8 | 20 | 211 | 193 | 404 |
| Diksmuide | 14 | 9 | 23 | 0 | 0 | 0 | 14 | 9 | 23 |
| Ieper | 31 | 17 | 48 | 1 | 0 | 1 | 32 | 17 | 49 |
| Kortrijk | 134 | 123 | 257 | 9 | 14 | 23 | 143 | 137 | 280 |
| Oostende | 122 | 107 | 229 | 8 | 3 | 11 | 130 | 110 | 240 |
| Roeselare | 43 | 31 | 74 | 2 | 3 | 5 | 45 | 34 | 79 |
| Tielt | 44 | 34 | 78 | 4 | 0 | 4 | 48 | 34 | 82 |
| Veurne | 54 | 39 | 93 | 0 | 0 | 0 | 54 | 39 | 93 |
| West-Vlaanderen | 641 | 545 | 1186 | 36 | 28 | 64 | 677 | 573 | 1250 |
| Aalst | 218 | 206 | 424 | 13 | 11 | 24 | 231 | 217 | 448 |
| Dendermonde | 298 | 278 | 576 | 16 | 16 | 32 | 314 | 294 | 608 |
| Eeklo | 224 | 237 | 461 | 11 | 7 | 18 | 235 | 244 | 479 |
| Gent | 2160 | 2275 | 4435 | 84 | 67 | 151 | 2244 | 2342 | 4586 |
| Oudenaarde | 207 | 228 | 435 | 11 | 7 | 18 | 218 | 235 | 453 |
| Sint-Niklaas | 147 | 139 | 286 | 17 | 12 | 29 | 164 | 151 | 315 |
| Oost-Vlaanderen | 3254 | 3363 | 6617 | 153 | 120 | 272 | 3406 | 3483 | 6889 |
| Aat | 9 | 6 | 15 | 1 | 0 | 1 | 10 | 6 | 16 |
| Bergen | 6 | 4 | 10 | 0 | 1 | 1 | 6 | 5 | 11 |
| Charleroi | 4 | 3 | 7 | 3 | 1 | 4 | 7 | 4 | 11 |
| Doornik | 9 | 9 | 18 | 1 | 1 | 2 | 10 | 10 | 20 |
| Moeskroen | 1 | 3 | 4 | 1 | 0 | 1 | 2 | 3 | 5 |
| Thuin | 0 | 2 | 2 | 0 | 0 | 0 | 0 | 2 | 2 |
| Zinnik | 7 | 9 | 16 | 1 | 1 | 2 | 8 | 10 | 18 |
| Henegouwen | 36 | 36 | 72 | 7 | 4 | 11 | 43 | 40 | 83 |

| bestemming | Belgen | | | Vreemdelingen | | | Totaal | | |
|-------------------|-------------|-------------|--------------|---------------|------------|-------------|-------------|-------------|--------------|
| | M | V | tot. | M | V | tot. | M | V | tot. |
| Borgworm | 0 | 0 | 0 | 0 | 0 | 0 | 0 | 0 | 0 |
| Hoei | 0 | 0 | 0 | 1 | 0 | 1 | 1 | 0 | 1 |
| Luik | 11 | 3 | 14 | 8 | 8 | 16 | 19 | 11 | 30 |
| Verviers | 8 | 2 | 10 | 0 | 1 | 1 | 8 | 3 | 11 |
| Luik | 19 | 5 | 24 | 9 | 9 | 18 | 28 | 14 | 42 |
| Hasselt | 25 | 35 | 60 | 3 | 5 | 8 | 28 | 40 | 68 |
| Maaseik | 15 | 14 | 29 | 0 | 0 | 0 | 15 | 14 | 29 |
| Tongeren | 11 | 16 | 27 | 4 | 1 | 5 | 15 | 17 | 32 |
| Limburg | 51 | 65 | 116 | 7 | 6 | 13 | 58 | 71 | 129 |
| Aarlen | 1 | 1 | 2 | 0 | 0 | 0 | 1 | 1 | 2 |
| Bastenaken | 1 | 2 | 3 | 1 | 0 | 1 | 2 | 2 | 4 |
| Marche-en-Famenne | 5 | 5 | 10 | 0 | 0 | 0 | 5 | 5 | 10 |
| Neufchâteau | 2 | 1 | 3 | 0 | 0 | 0 | 2 | 1 | 3 |
| Virton | 0 | 0 | 0 | 1 | 0 | 1 | 1 | 0 | 1 |
| Luxemburg | 9 | 9 | 18 | 2 | 0 | 2 | 11 | 9 | 20 |
| Dinant | 0 | 7 | 7 | 0 | 1 | 1 | 0 | 8 | 8 |
| Namen | 3 | 4 | 7 | 1 | 0 | 1 | 4 | 4 | 8 |
| Philippeville | 1 | 0 | 1 | 0 | 0 | 0 | 1 | 0 | 1 |
| Namen | 4 | 11 | 15 | 1 | 1 | 2 | 5 | 12 | 17 |
| België | 4506 | 4502 | 9008 | 345 | 267 | 612 | 4851 | 4769 | 9620 |
| buitenland | 225 | 172 | 397 | 245 | 238 | 483 | 470 | 410 | 880 |
| onbekend | 631 | 175 | 806 | 394 | 329 | 723 | 1025 | 504 | 1529 |
| totaal | 5362 | 4849 | 10211 | 984 | 834 | 1818 | 6346 | 5683 | 12029 |

4.5. Emigratie in 2005 volgens bestemming : arrondissementen van Vlaanderen. kaart.

4.6. Migratiesaldi per herkomst / bestemming : Belgische arrondissementen en provincies, buitenland en onbekend ; Belgen / Vreemdelingen per geslacht

| Plaats | Belgen | | | Vreemdelingen | | | Totaal | | |
|------------------------|-------------|-------------|--------------|---------------|-----------|-----------|-------------|-------------|--------------|
| | M | V | tot. | M | V | tot. | M | V | tot. |
| Antwerpen | 25 | -2 | 23 | 2 | 0 | 2 | 27 | -2 | 25 |
| Mechelen | 9 | -7 | 2 | 2 | -2 | 0 | 11 | -9 | 2 |
| Turnhout | 1 | 18 | 19 | -1 | -1 | -2 | 0 | 17 | 17 |
| Antwerpen | 35 | 9 | 44 | 3 | -3 | 0 | 38 | 6 | 44 |
| Brussel | -26 | -21 | -47 | 31 | 25 | 56 | 5 | 4 | 9 |
| Halle-Vilvoorde | 42 | 42 | 84 | 5 | 4 | 9 | 47 | 46 | 93 |
| Leuven | 14 | 23 | 37 | 12 | 2 | 14 | 26 | 25 | 51 |
| Vlaams-Brabant | 56 | 65 | 121 | 17 | 6 | 23 | 73 | 71 | 144 |
| Nijvel | -8 | -5 | -13 | 3 | -1 | 2 | -5 | -6 | -11 |
| Waals-Brabant | -8 | -5 | -13 | 3 | -1 | 2 | -5 | -6 | -11 |
| Brugge | 59 | 45 | 104 | 5 | 8 | 13 | 64 | 53 | 117 |
| Diksmuide | 26 | 13 | 39 | 1 | 0 | 1 | 27 | 13 | 40 |
| Ieper | 43 | 42 | 85 | 0 | 3 | 3 | 43 | 45 | 88 |
| Kortrijk | 51 | 56 | 107 | 6 | 0 | 6 | 57 | 56 | 113 |
| Oostende | 7 | 7 | 14 | 1 | 11 | 12 | 8 | 18 | 26 |
| Roeselare | 48 | 38 | 86 | 6 | 0 | 6 | 54 | 38 | 92 |
| Tielt | 25 | 42 | 67 | 1 | 1 | 2 | 26 | 43 | 69 |
| Veurne | 5 | 2 | 7 | 3 | 0 | 3 | 8 | 2 | 10 |
| West-Vlaanderen | 264 | 245 | 509 | 23 | 23 | 46 | 287 | 268 | 555 |
| Aalst | 13 | 29 | 42 | 4 | 6 | 10 | 17 | 35 | 52 |
| Dendermonde | -14 | -30 | -44 | 1 | 0 | 1 | -13 | -30 | -43 |
| Eeklo | -14 | -48 | -62 | 3 | 5 | 8 | -11 | -43 | -54 |
| Gent | -803 | -864 | -1667 | -13 | -17 | -30 | -816 | -881 | -1697 |
| Oudenaarde | -34 | -27 | -61 | 7 | 5 | 12 | -27 | -22 | -49 |
| Sint-Niklaas | 34 | 38 | 72 | -5 | -4 | -9 | 29 | 34 | 63 |
| Oost-Vlaanderen | -818 | -902 | -1720 | -3 | -5 | -8 | -821 | -907 | -1728 |
| Aat | -3 | 4 | 1 | 0 | 0 | 0 | -3 | 4 | 1 |
| Bergen | -5 | -4 | -9 | 1 | 0 | 1 | -4 | -4 | -8 |
| Charleroi | -1 | -1 | -2 | 3 | 0 | 3 | 2 | -1 | 1 |
| Doornik | 0 | -3 | -3 | 1 | -1 | 0 | 1 | -4 | -3 |
| Moeskroen | 1 | -1 | 0 | 1 | 0 | 1 | 2 | -1 | 1 |
| Thuin | 1 | -1 | 0 | 0 | 0 | 0 | 1 | -1 | 0 |
| Zinnik | -5 | -6 | -11 | 2 | 2 | 4 | -3 | -4 | -7 |
| Henegouwen | -12 | -12 | -24 | 8 | 1 | 9 | -4 | -11 | -15 |

| Plaats | Belgen | | | Vreemdelingen | | | Totaal | | |
|-------------------|-------------|-------------|--------------|---------------|-------------|-------------|-------------|-------------|-------------|
| | M | V | tot. | M | V | tot. | M | V | tot. |
| Borgworm | 1 | 1 | 2 | 0 | 0 | 0 | 1 | 1 | 2 |
| Hoei | 1 | 4 | 5 | -1 | 0 | -1 | 0 | 4 | 4 |
| Luik | -8 | 1 | -7 | -4 | -4 | -8 | -12 | -3 | -15 |
| Verviers | -6 | -2 | -8 | 1 | 0 | 1 | -5 | -2 | -7 |
| Luik | -12 | 4 | -8 | -4 | -4 | -8 | -16 | 0 | -16 |
| Hasselt | 16 | 7 | 23 | 5 | -1 | 4 | 21 | 6 | 27 |
| Maaseik | 6 | 6 | 12 | 1 | 2 | 3 | 7 | 8 | 15 |
| Tongeren | 6 | -5 | 1 | -4 | -1 | -5 | 2 | -6 | -4 |
| Limburg | 28 | 8 | 36 | 2 | 0 | 2 | 30 | 8 | 38 |
| Aarlen | 0 | 0 | 0 | 0 | 1 | 1 | 0 | 1 | 1 |
| Bastenaken | 0 | 1 | 1 | 0 | 0 | 0 | 0 | 1 | 1 |
| Marche-en-Famenne | -5 | -5 | -10 | 2 | 1 | 3 | -3 | -4 | -7 |
| Neufchâteau | 0 | -1 | -1 | 0 | 0 | 0 | 0 | -1 | -1 |
| Virton | 2 | 0 | 2 | -1 | 0 | -1 | 1 | 0 | 1 |
| Luxemburg | -3 | -5 | -8 | 1 | 2 | 3 | -2 | -3 | -5 |
| Dinant | 0 | -6 | -6 | 0 | 0 | 0 | 0 | -6 | -6 |
| Namen | 1 | 0 | 1 | 2 | 4 | 6 | 3 | 4 | 7 |
| Philippeville | 0 | 0 | 0 | 1 | 0 | 1 | 1 | 0 | 1 |
| Namen | 1 | -6 | -5 | 3 | 4 | 7 | 4 | -2 | 2 |
| België | -495 | -620 | -1115 | 84 | 48 | 132 | -411 | -572 | -983 |
| buitenland | -29 | 6 | -23 | 1081 | 1082 | 2163 | 1052 | 1088 | 2140 |
| onbekend | -9 | 7 | -2 | -361 | -305 | -666 | -370 | -298 | -668 |
| totaal | -533 | -607 | -1140 | 804 | 825 | 1629 | 271 | 218 | 489 |

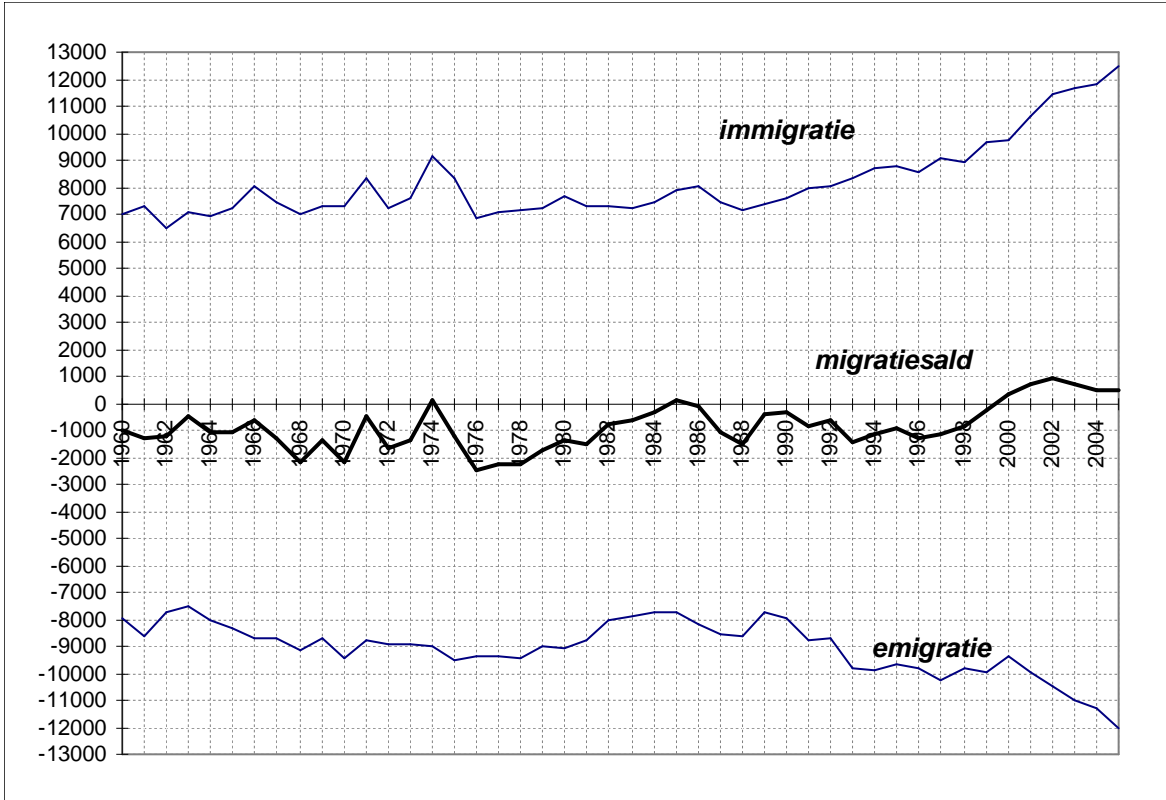
4.7. Migratiesaldi per herkomst / bestemming: arrondissementen van Vlaanderen. kaart.

4.8. Evolutie immigratie, emigratie en migratiesaldo (naar nationaliteit)

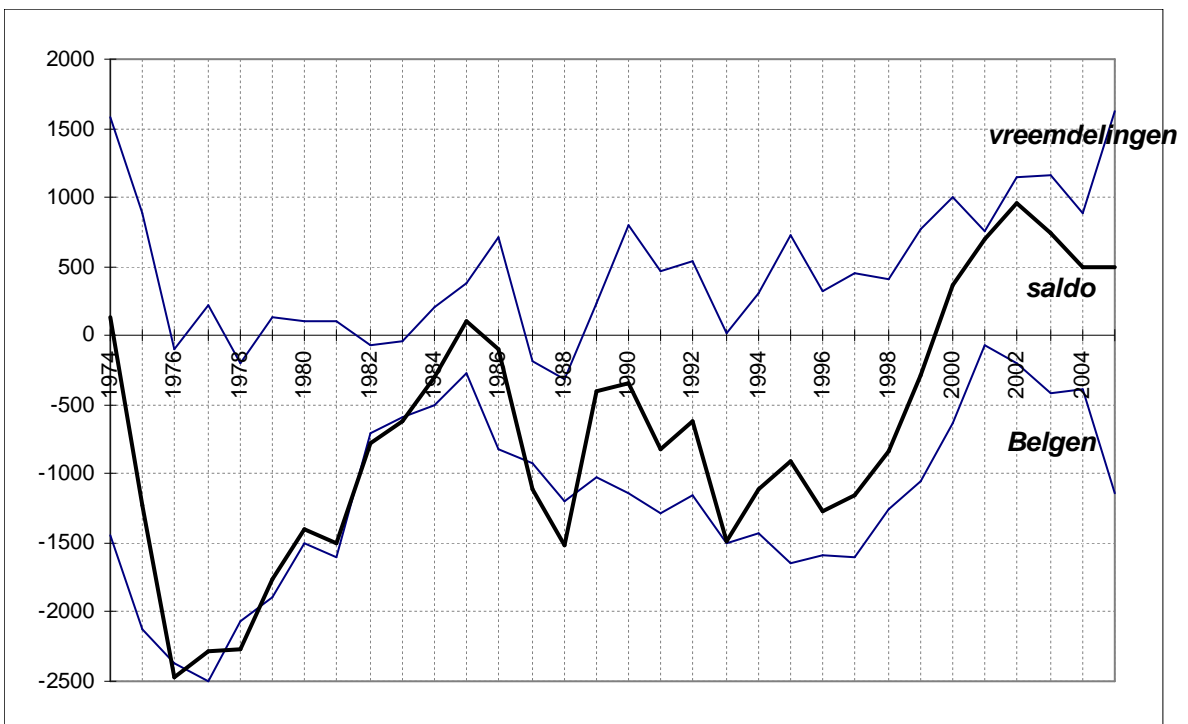
| jaar | Belgen | | | vreemdelingen | | | totaal | | |
|------|--------|-------|-------|---------------|------|-------|--------|-------|-------|
| | IMM | EM | SALDO | IMM | EM | SALDO | IMM | EM | SALDO |
| 1974 | 6687 | 8137 | -1450 | 2471 | 890 | 1581 | 9158 | 9027 | 131 |
| 1975 | 6376 | 8494 | -2118 | 1929 | 1037 | 892 | 8305 | 9531 | -1226 |
| 1976 | 5780 | 8152 | -2372 | 1101 | 1203 | -102 | 6881 | 9355 | -2474 |
| 1977 | 5774 | 8274 | -2500 | 1298 | 1082 | 216 | 7072 | 9356 | -2284 |
| 1978 | 5965 | 8029 | -2064 | 1187 | 1387 | -200 | 7152 | 9416 | -2264 |
| 1979 | 5844 | 7735 | -1891 | 1374 | 1243 | 131 | 7218 | 8978 | -1760 |
| 1980 | 6328 | 7826 | -1498 | 1330 | 1229 | 101 | 7658 | 9055 | -1397 |
| 1981 | 6026 | 7626 | -1600 | 1239 | 1140 | 99 | 7265 | 8766 | -1501 |
| 1982 | 6291 | 7004 | -713 | 997 | 1061 | -64 | 7288 | 8065 | -777 |
| 1983 | 6320 | 6905 | -585 | 937 | 978 | -41 | 7257 | 7883 | -626 |
| 1984 | 6168 | 6676 | -508 | 1252 | 1042 | 210 | 7420 | 7718 | -298 |
| 1985 | 6408 | 6683 | -275 | 1463 | 1086 | 377 | 7871 | 7769 | 102 |
| 1986 | 6237 | 7054 | -817 | 1822 | 1110 | 712 | 8059 | 8164 | -105 |
| 1987 | 6181 | 7101 | -920 | 1279 | 1470 | -191 | 7460 | 8571 | -1111 |
| 1988 | 6002 | 7201 | -1199 | 1121 | 1442 | -321 | 7123 | 8643 | -1520 |
| 1989 | 5959 | 6977 | -1018 | 1379 | 764 | 615 | 7338 | 7741 | -403 |
| 1990 | 6187 | 7330 | -1143 | 1426 | 626 | 800 | 7613 | 7956 | -343 |
| 1991 | 6375 | 7656 | -1281 | 1584 | 1119 | 465 | 7959 | 8775 | -816 |
| 1992 | 6636 | 7797 | -1161 | 1424 | 887 | 537 | 8059 | 8685 | -626 |
| 1993 | 6841 | 8344 | -1503 | 1478 | 1456 | 22 | 8319 | 9800 | -1481 |
| 1994 | 6925 | 8353 | -1428 | 1814 | 1503 | 311 | 8739 | 9856 | -1117 |
| 1995 | 7048 | 8688 | -1640 | 1746 | 1013 | 733 | 8794 | 9701 | -907 |
| 1996 | 7044 | 8639 | -1595 | 1527 | 1207 | 320 | 8571 | 9846 | -1275 |
| 1997 | 7466 | 9075 | -1609 | 1636 | 1184 | 452 | 9102 | 10259 | -1157 |
| 1998 | 7441 | 8691 | -1250 | 1504 | 1091 | 413 | 8945 | 9782 | -837 |
| 1999 | 7542 | 8598 | -1056 | 2096 | 1328 | 768 | 9638 | 9926 | -288 |
| 2000 | 7790 | 8429 | -639 | 1956 | 956 | 1000 | 9746 | 9385 | 361 |
| 2001 | 8421 | 8484 | -63 | 2241 | 1486 | 755 | 10662 | 9970 | 692 |
| 2002 | 8785 | 8978 | -193 | 2663 | 1518 | 1145 | 11448 | 10496 | 952 |
| 2003 | 8949 | 9368 | -419 | 2752 | 1598 | 1154 | 11701 | 10966 | 735 |
| 2004 | 9036 | 9430 | -394 | 2748 | 1860 | 888 | 11784 | 11290 | 494 |
| 2005 | 9071 | 10211 | -1140 | 3447 | 1818 | 1629 | 12518 | 12029 | 489 |

4.9. Totale immigratie en totale emigratie (lijndiagrammen)

4.9.1. Immigraties en emigraties - evolutie



4.9.2. Migratiesaldi naar nationaliteit - evolutie



4.10. Immigratie, emigratie, en migratiesaldo vanuit en naar het binnenland en ambtshalve afvoering, naar nationaliteit.

| jaar | Belgen | | | vreemdelingen | | | Totaal | | |
|------|--------|------|-------|---------------|------|-------|--------|-------|-------|
| | IMM | EM | SALDO | IMM | EM | SALDO | IMM | EM | SALDO |
| 1974 | 6574 | 7982 | -1408 | 535 | 656 | -328 | 7109 | 8638 | -1529 |
| 1975 | 6243 | 8313 | -2070 | 460 | 712 | -414 | 6703 | 9025 | -2322 |
| 1976 | 5631 | 7973 | -2342 | 353 | 991 | -797 | 5984 | 8984 | -3000 |
| 1977 | 5570 | 7997 | -2427 | 378 | 755 | -527 | 5948 | 8752 | -2804 |
| 1978 | 5752 | 7771 | -2019 | 432 | 1042 | -782 | 6184 | 8813 | -2629 |
| 1979 | 5598 | 7447 | -1849 | 416 | 970 | -713 | 6014 | 8417 | -2403 |
| 1980 | 6091 | 7489 | -1398 | 351 | 922 | -358 | 6442 | 8411 | -1969 |
| 1981 | 5806 | 7297 | -1491 | 362 | 759 | -547 | 6168 | 8056 | -1888 |
| 1982 | 6045 | 6608 | -563 | 388 | 776 | -185 | 6433 | 7384 | -951 |
| 1983 | 6064 | 6595 | -531 | 359 | 738 | -80 | 6423 | 7333 | -910 |
| 1984 | 5891 | 6367 | -476 | 348 | 844 | -148 | 6239 | 7211 | -972 |
| 1985 | 6141 | 6360 | -219 | 293 | 942 | -777 | 6434 | 7302 | -868 |
| 1986 | 5962 | 6727 | -765 | 353 | 897 | -237 | 6315 | 7624 | -1309 |
| 1987 | 5898 | 6733 | -835 | 348 | 1284 | -1077 | 6246 | 8017 | -1771 |
| 1988 | 5710 | 6894 | -1184 | 341 | 1271 | -1080 | 6051 | 8165 | -2114 |
| 1989 | 5705 | 6693 | -773 | 422 | 579 | -372 | 6127 | 7272 | -1145 |
| 1990 | 5840 | 7011 | -1171 | 340 | 445 | -246 | 6180 | 7456 | -1276 |
| 1991 | 6016 | 7356 | -1340 | 413 | 907 | -664 | 6429 | 8263 | -1834 |
| 1992 | 6035 | 7468 | -1433 | 363 | 717 | -502 | 6398 | 8186 | -1788 |
| 1993 | 6227 | 8018 | -1791 | 451 | 444 | -182 | 6678 | 9210 | -2532 |
| 1994 | 6616 | 8039 | -1423 | 450 | 1289 | -1026 | 7066 | 9328 | -2262 |
| 1995 | 6718 | 8399 | -1681 | 407 | 780 | -544 | 7125 | 9179 | -2054 |
| 1996 | 6710 | 8358 | -1648 | 457 | 977 | -700 | 7167 | 9335 | -2168 |
| 1997 | 7139 | 8732 | -1593 | 463 | 952 | -681 | 7602 | 9684 | -2082 |
| 1998 | 7096 | 8307 | -1211 | 415 | 829 | -586 | 7511 | 9136 | -1625 |
| 1999 | 7249 | 8233 | -984 | 642 | 1017 | -651 | 7891 | 9250 | -1359 |
| 2000 | 7456 | 8023 | -567 | 429 | 707 | -462 | 7885 | 8730 | -845 |
| 2001 | 8091 | 8106 | -15 | 510 | 1191 | -891 | 8601 | 9297 | -696 |
| 2002 | 8423 | 8525 | -102 | 527 | 1185 | -882 | 8950 | 9710 | -760 |
| 2003 | 8578 | 8985 | -407 | 654 | 1274 | -902 | 9232 | 10259 | -1027 |
| 2004 | 8726 | 9026 | -300 | 622 | 1431 | -1082 | 9348 | 10457 | -1109 |
| 2005 | 8697 | 9814 | -1117 | 801 | 1335 | -534 | 9498 | 11149 | -1651 |

4.11. Immigratie, emigratie, en migratiesaldo vanuit en naar het buitenland, naar nationaliteit.

| jaar | Belgen | | | vreemdelingen | | | Totaal | | |
|------|--------|-----|-------|---------------|-----|-------|--------|-----|-------|
| | IMM | EM | SALDO | IMM | EM | SALDO | IMM | EM | SALDO |
| 1974 | 113 | 155 | -42 | 1936 | 234 | 1702 | 2049 | 389 | 1660 |
| 1975 | 133 | 181 | -48 | 1469 | 325 | 1144 | 1602 | 506 | 1096 |
| 1976 | 149 | 159 | -10 | 748 | 212 | 536 | 897 | 371 | 526 |
| 1977 | 204 | 277 | -73 | 920 | 327 | 593 | 1124 | 604 | 520 |
| 1978 | 213 | 258 | -45 | 755 | 345 | 410 | 968 | 603 | 365 |
| 1979 | 246 | 288 | -42 | 958 | 273 | 685 | 1204 | 561 | 643 |
| 1980 | 237 | 337 | -100 | 979 | 307 | 672 | 1216 | 644 | 572 |
| 1981 | 220 | 329 | -109 | 877 | 381 | 496 | 1097 | 710 | 387 |
| 1982 | 246 | 396 | -150 | 609 | 285 | 324 | 855 | 681 | 174 |
| 1983 | 256 | 310 | -54 | 578 | 240 | 338 | 834 | 550 | 284 |
| 1984 | 277 | 309 | -32 | 904 | 198 | 706 | 1181 | 507 | 674 |
| 1985 | 267 | 323 | -56 | 1170 | 144 | 1026 | 1437 | 467 | 970 |
| 1986 | 275 | 327 | -52 | 1469 | 213 | 1256 | 1744 | 540 | 1204 |
| 1987 | 283 | 368 | -85 | 931 | 186 | 745 | 1214 | 554 | 660 |
| 1988 | 292 | 307 | -15 | 780 | 171 | 609 | 1072 | 478 | 594 |
| 1989 | 264 | 284 | -20 | 1066 | 185 | 881 | 1330 | 469 | 861 |
| 1990 | 347 | 319 | 28 | 1086 | 181 | 905 | 1433 | 500 | 933 |
| 1991 | 359 | 300 | 59 | 1171 | 212 | 959 | 1530 | 512 | 1018 |
| 1992 | 601 | 329 | 272 | 1061 | 171 | 890 | 1661 | 500 | 1161 |
| 1993 | 291 | 326 | -35 | 1017 | 264 | 753 | 1308 | 590 | 718 |
| 1994 | 309 | 314 | -5 | 1364 | 214 | 1150 | 1673 | 528 | 1145 |
| 1995 | 330 | 289 | 41 | 1339 | 233 | 1106 | 1669 | 522 | 1147 |
| 1996 | 333 | 281 | 52 | 1070 | 230 | 840 | 1403 | 511 | 892 |
| 1997 | 327 | 343 | -16 | 1173 | 232 | 941 | 1500 | 575 | 925 |
| 1998 | 345 | 384 | -39 | 1088 | 262 | 826 | 1433 | 646 | 787 |
| 1999 | 293 | 365 | -72 | 1454 | 311 | 1143 | 1747 | 676 | 1071 |
| 2000 | 334 | 406 | -72 | 1527 | 249 | 1278 | 1861 | 655 | 1206 |
| 2001 | 330 | 378 | -48 | 1731 | 295 | 1436 | 2061 | 673 | 1388 |
| 2002 | 362 | 453 | -91 | 2136 | 333 | 1803 | 2498 | 786 | 1712 |
| 2003 | 371 | 383 | -12 | 2098 | 324 | 1774 | 2469 | 707 | 1762 |
| 2004 | 310 | 404 | -94 | 2126 | 429 | 1697 | 2436 | 833 | 1603 |
| 2005 | 374 | 397 | -23 | 2646 | 483 | 2163 | 3020 | 880 | 2140 |

4.12. Immigraties vanuit de Belgische provincies (per jaar)

| | Antw. | Brab. | Hen. | Limb. | Luik | Lux. | Namen | O.VI. | W.VI. | Tot. |
|-------------|--------------|--------------|-------------|--------------|-------------|-------------|--------------|--------------|--------------|-------------|
| 1975 | 346 | 396 | 55 | 71 | 12 | 67 | 14 | 4879 | 863 | 6703 |
| 1976 | 312 | 365 | 59 | 59 | 19 | 36 | 9 | 4337 | 788 | 5984 |
| 1977 | 423 | 532 | 69 | 105 | 24 | 25 | 11 | 3750 | 1009 | 5948 |
| 1978 | 485 | 469 | 58 | 81 | 16 | 6 | 18 | 4049 | 1002 | 6184 |
| 1979 | 439 | 527 | 63 | 80 | 27 | 8 | 17 | 3882 | 971 | 6014 |
| 1980 | 392 | 501 | 39 | 119 | 27 | 9 | 10 | 4328 | 1017 | 6442 |
| 1981 | 412 | 460 | 45 | 114 | 16 | 4 | 7 | 4243 | 867 | 6168 |
| 1982 | 443 | 522 | 54 | 80 | 8 | 10 | 14 | 4309 | 993 | 6433 |
| 1983 | 371 | 558 | 40 | 78 | 23 | 4 | 10 | 4362 | 977 | 6423 |
| 1984 | 388 | 473 | 55 | 102 | 21 | 16 | 12 | 4160 | 1012 | 6239 |
| 1985 | 389 | 407 | 57 | 82 | 22 | 12 | 7 | 4517 | 941 | 6434 |
| 1986 | 377 | 453 | 63 | 97 | 26 | 10 | 13 | 4299 | 977 | 6315 |
| 1987 | 400 | 489 | 55 | 97 | 21 | 16 | 9 | 4235 | 924 | 6246 |
| 1988 | 309 | 410 | 40 | 80 | 36 | 5 | 11 | 4291 | 869 | 6051 |
| 1989 | 367 | 489 | 58 | 83 | 28 | 8 | 12 | 3889 | 955 | 5889 |
| 1990 | 431 | 495 | 42 | 105 | 23 | 7 | 16 | 3922 | 992 | 6033 |
| 1991 | 379 | 526 | 37 | 99 | 17 | 3 | 19 | 4106 | 1027 | 6213 |
| 1992 | 387 | 542 | 48 | 111 | 10 | 12 | 14 | 4275 | 999 | 6398 |
| 1993 | 435 | 525 | 55 | 85 | 17 | 14 | 23 | 4320 | 1194 | 6668 |
| 1994 | 398 | 511 | 45 | 94 | 12 | 22 | 14 | 4511 | 1058 | 6665 |
| 1995 | 439 | 555 | 50 | 125 | 21 | 14 | 17 | 4466 | 1090 | 6777 |
| 1996 | 453 | 508 | 46 | 116 | 19 | 6 | 19 | 4350 | 1203 | 6720 |
| 1997 | 426 | 549 | 58 | 111 | 23 | 15 | 7 | 4718 | 1261 | 7168 |
| 1998 | 447 | 568 | 59 | 107 | 16 | 3 | 16 | 4484 | 1359 | 7059 |
| 1999 | 507 | 677 | 82 | 106 | 22 | 8 | 17 | 4665 | 1321 | 7405 |
| 2000 | 474 | 576 | 44 | 114 | 18 | 6 | 5 | 4775 | 1412 | 7424 |
| 2001 | 564 | 620 | 55 | 150 | 16 | 9 | 11 | 5017 | 1581 | 8023 |
| 2002 | 543 | 711 | 55 | 149 | 40 | 4 | 12 | 5102 | 1672 | 8288 |
| 2003 | 589 | 755 | 52 | 156 | 17 | 12 | 18 | 5196 | 1602 | 8397 |
| 2004 | 633 | 797 | 72 | 185 | 28 | 17 | 11 | 4987 | 1758 | 8488 |
| 2005 | 580 | 796 | 68 | 167 | 26 | 15 | 19 | 5161 | 1805 | 8637 |

Brabant na de staats hervorming

| Jaar | Vlaams-Brab | Brus.-hoofdst | Waals-Brab |
|-------------|--------------------|----------------------|-------------------|
| 1996 | 309 | 195 | 4 |
| 1997 | 224 | 211 | 14 |
| 1998 | 322 | 242 | 4 |
| 1999 | 361 | 305 | 11 |
| 2000 | 317 | 246 | 13 |
| 2001 | 370 | 234 | 16 |
| 2002 | 432 | 266 | 13 |
| 2003 | 424 | 306 | 25 |
| 2004 | 431 | 357 | 9 |
| 2005 | 450 | 328 | 18 |

4.13. Emigraties naar de Belgische provincies (per jaar)

| | Antw. | Brab. | Hen. | Limb. | Luik | Lux. | Namen | O.VI. | W.VI. | Tot. |
|------|-------|-------|------|-------|------|------|-------|-------|-------|------|
| 1975 | 465 | 477 | 50 | 76 | 39 | 8 | 51 | 6943 | 703 | 8812 |
| 1976 | 483 | 572 | 50 | 113 | 17 | 10 | 27 | 6612 | 713 | 8597 |
| 1977 | 573 | 817 | 81 | 103 | 49 | 4 | 17 | 5952 | 919 | 8515 |
| 1978 | 516 | 738 | 62 | 113 | 34 | 15 | 19 | 5948 | 831 | 8276 |
| 1979 | 517 | 687 | 71 | 112 | 41 | 16 | 21 | 5683 | 813 | 7961 |
| 1980 | 489 | 596 | 61 | 95 | 28 | 6 | 16 | 5826 | 877 | 7994 |
| 1981 | 457 | 629 | 69 | 83 | 32 | 17 | 6 | 5714 | 773 | 7780 |
| 1982 | 425 | 546 | 47 | 89 | 26 | 14 | 17 | 4973 | 755 | 6892 |
| 1983 | 386 | 527 | 54 | 69 | 20 | 20 | 16 | 4823 | 864 | 6779 |
| 1984 | 376 | 530 | 83 | 59 | 39 | 9 | 18 | 4679 | 756 | 6549 |
| 1985 | 404 | 540 | 52 | 97 | 39 | 13 | 13 | 4574 | 801 | 6533 |
| 1986 | 453 | 569 | 63 | 74 | 19 | 13 | 20 | 5143 | 762 | 7116 |
| 1987 | 389 | 597 | 50 | 75 | 29 | 12 | 21 | 4947 | 792 | 6912 |
| 1988 | 405 | 514 | 57 | 76 | 30 | 10 | 25 | 5032 | 840 | 6989 |
| 1989 | 358 | 452 | 61 | 74 | 14 | 11 | 9 | 5050 | 805 | 6834 |
| 1990 | 380 | 432 | 50 | 60 | 18 | 8 | 22 | 5406 | 786 | 7162 |
| 1991 | 414 | 470 | 48 | 96 | 19 | 6 | 14 | 5365 | 820 | 7252 |
| 1992 | 439 | 479 | 51 | 83 | 29 | 10 | 17 | 5568 | 904 | 7580 |
| 1993 | 424 | 532 | 55 | 103 | 16 | 12 | 18 | 6015 | 889 | 8064 |
| 1994 | 421 | 536 | 43 | 106 | 21 | 16 | 17 | 6101 | 939 | 8200 |
| 1995 | 397 | 558 | 59 | 78 | 16 | 14 | 12 | 6251 | 868 | 8253 |
| 1996 | 411 | 535 | 57 | 88 | 20 | 13 | 20 | 6297 | 916 | 8357 |
| 1997 | 399 | 618 | 59 | 60 | 21 | 9 | 12 | 6589 | 947 | 8714 |
| 1998 | 391 | 577 | 52 | 66 | 14 | 18 | 18 | 6328 | 928 | 8392 |
| 1999 | 444 | 604 | 54 | 85 | 18 | 9 | 9 | 5852 | 1009 | 8084 |
| 2000 | 428 | 583 | 72 | 70 | 22 | 15 | 34 | 5713 | 1003 | 7940 |
| 2001 | 436 | 629 | 63 | 61 | 25 | 15 | 18 | 5617 | 1008 | 7872 |
| 2002 | 488 | 671 | 48 | 74 | 28 | 9 | 12 | 5893 | 1062 | 8285 |
| 2003 | 459 | 637 | 71 | 80 | 35 | 8 | 9 | 6149 | 1145 | 8593 |
| 2004 | 457 | 705 | 74 | 86 | 14 | 9 | 19 | 6407 | 1213 | 8984 |
| 2005 | 536 | 654 | 83 | 129 | 42 | 20 | 17 | 6889 | 1250 | 9620 |

Brabant na de staatshervorming

| Jaar | Vlaams-Brab | Brus.-hoofdst | Waals-Brab |
|------|-------------|---------------|------------|
| 1996 | 217 | 300 | 18 |
| 1997 | 318 | 293 | 7 |
| 1998 | 277 | 289 | 11 |
| 1999 | 283 | 307 | 14 |
| 2000 | 259 | 308 | 16 |
| 2001 | 283 | 334 | 12 |
| 2002 | 269 | 387 | 15 |
| 2003 | 308 | 304 | 25 |
| 2004 | 311 | 373 | 21 |
| 2005 | 306 | 319 | 29 |

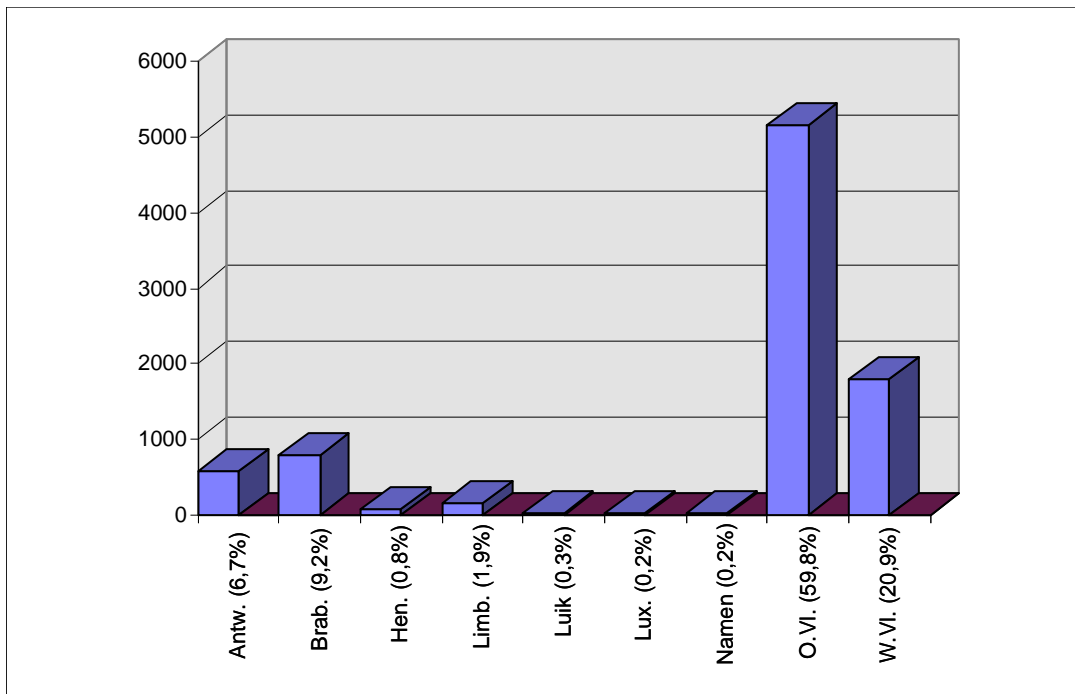
4.14. Migraties in 2005 naar en vanuit de gemeenten van het arrondissement Gent

| gemeente | immigratie | | | emigratie | | | migratiesaldo | | |
|--------------------|------------|-----|-----|-----------|-----|-----|---------------|------|------|
| | M | V | TOT | M | V | TOT | M | V | TOT |
| Aalter | 45 | 54 | 99 | 59 | 50 | 109 | -14 | 4 | -10 |
| De Pinte | 70 | 76 | 146 | 107 | 103 | 210 | -37 | -27 | -64 |
| Deinze | 128 | 96 | 224 | 163 | 170 | 333 | -35 | -74 | -109 |
| Destelbergen | 156 | 169 | 325 | 222 | 239 | 461 | -66 | -70 | -136 |
| Evergem | 187 | 190 | 377 | 366 | 383 | 749 | -179 | -193 | -372 |
| Gavere | 46 | 40 | 86 | 57 | 73 | 130 | -11 | -33 | -44 |
| Knesselare | 14 | 9 | 23 | 15 | 19 | 34 | -1 | -10 | -11 |
| Lochristi | 140 | 150 | 290 | 214 | 260 | 474 | -74 | -110 | -184 |
| Lovendegem | 59 | 84 | 143 | 110 | 122 | 232 | -51 | -38 | -89 |
| Melle | 74 | 83 | 157 | 136 | 125 | 261 | -62 | -42 | -104 |
| Merelbeke | 195 | 175 | 370 | 285 | 310 | 595 | -90 | -135 | -225 |
| Moerbeke (Waas) | 12 | 12 | 24 | 15 | 13 | 28 | -3 | -1 | -4 |
| Nazareth | 47 | 40 | 87 | 70 | 88 | 158 | -23 | -48 | -71 |
| Nevele | 49 | 57 | 106 | 103 | 100 | 203 | -54 | -43 | -97 |
| Oosterzele | 54 | 48 | 102 | 88 | 74 | 162 | -34 | -26 | -60 |
| Sint-Martens-Latem | 53 | 67 | 120 | 96 | 91 | 187 | -43 | -24 | -67 |
| Waarschoot | 15 | 22 | 37 | 22 | 21 | 43 | -7 | 1 | -6 |
| Wachtebeke | 39 | 28 | 67 | 41 | 40 | 81 | -2 | -12 | -14 |
| Zomergem | 26 | 30 | 56 | 41 | 41 | 82 | -15 | -11 | -26 |
| Zulte | 19 | 31 | 50 | 34 | 20 | 54 | -15 | 11 | -4 |

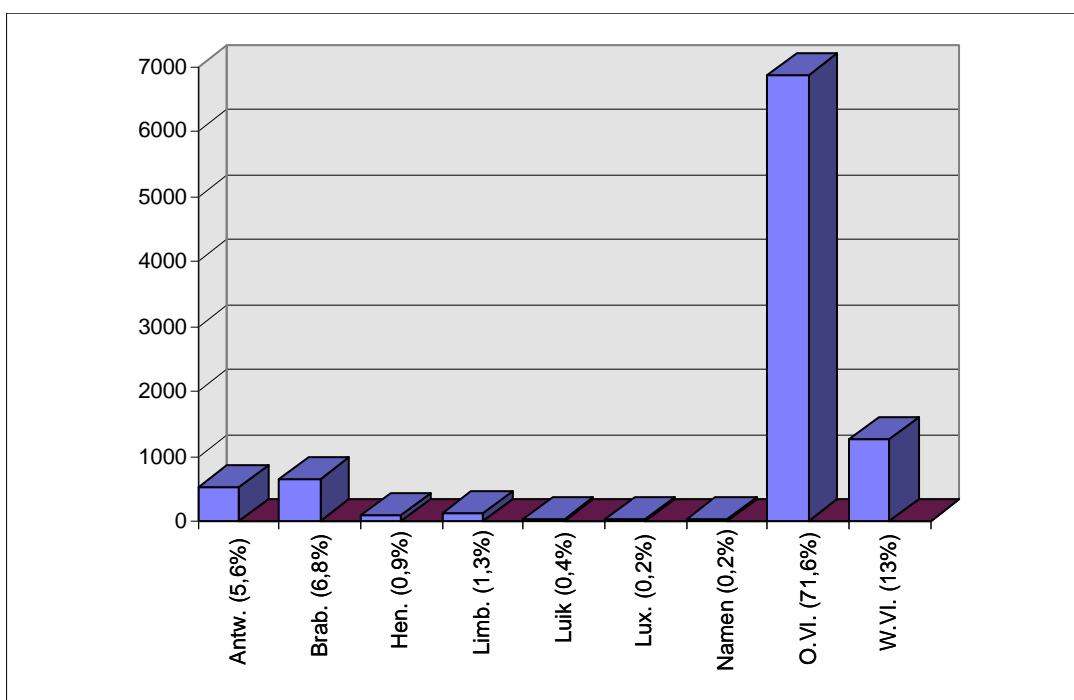
| | | | | | | | | | |
|----------------------------|-------------|-------------|-------------|-------------|-------------|-------------|-------------|-------------|--------------|
| arrondissement Gent | 1428 | 1461 | 2889 | 2244 | 2342 | 4586 | -816 | -881 | -1697 |
|----------------------------|-------------|-------------|-------------|-------------|-------------|-------------|-------------|-------------|--------------|

4.15. Migraties in 2005 vanuit en naar Belgische provincies

a) immigratie :

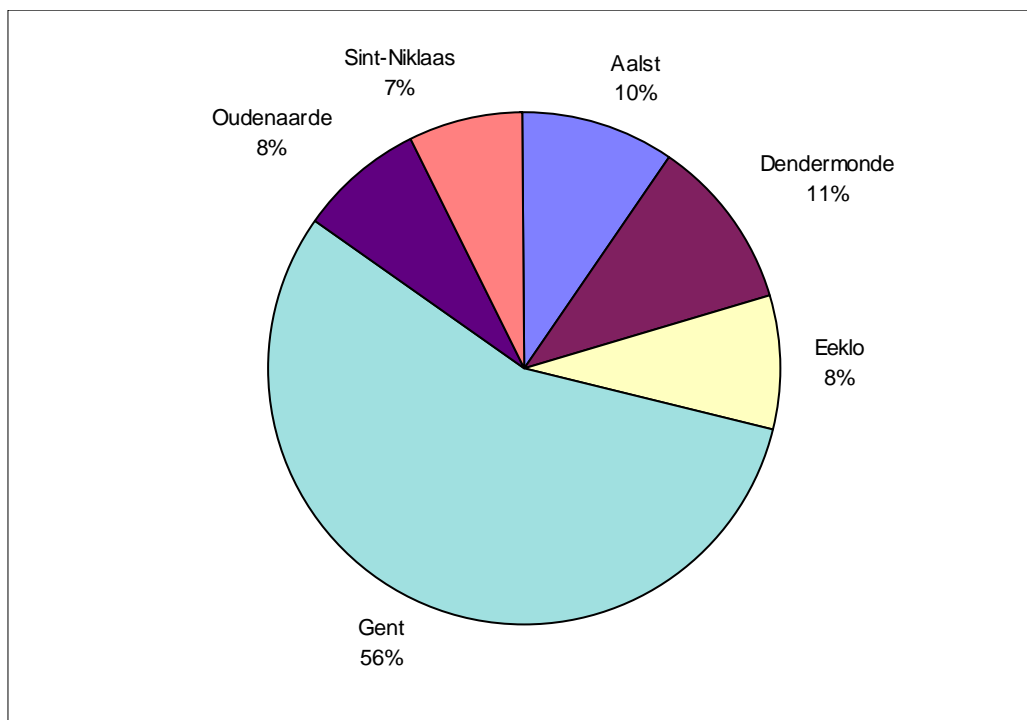


b) emigratie :

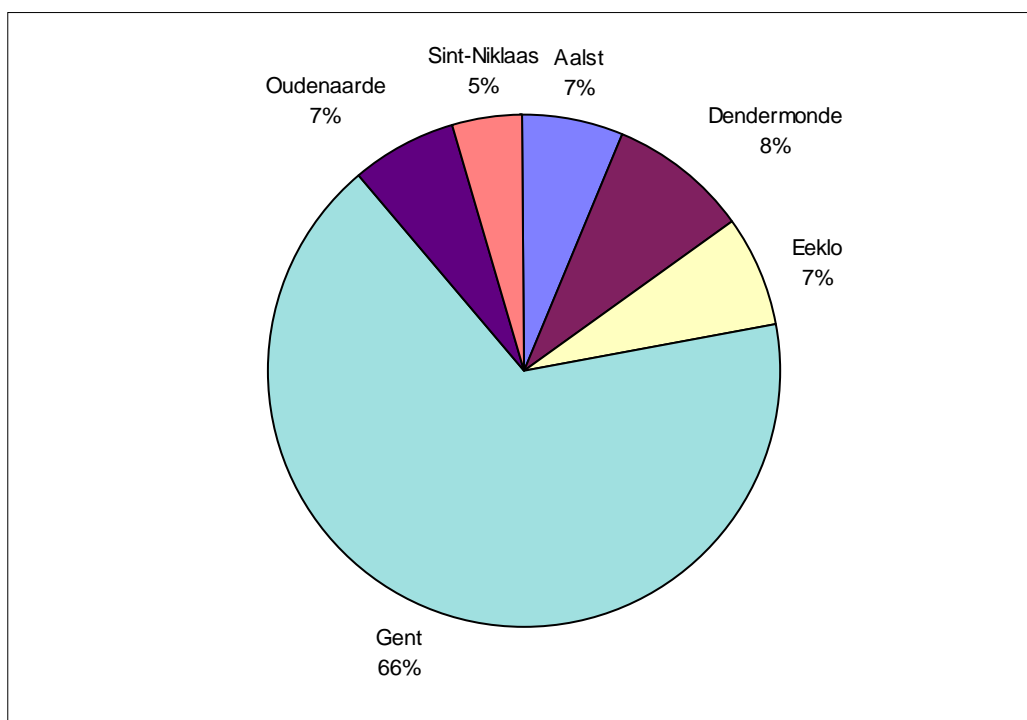


4.16. Migraties in 2005 vanuit en naar de Oostvlaamse arrondissementen

a) immigratie :



b) emigratie :



4.17. Immigratie, emigratie en migratiesaldo vanuit en naar arrondissement Gent, naar geslacht

| jaar | immigratie | | | emigratie | | | migratiesaldo | | |
|------|------------|------|------|-----------|------|------|---------------|-------|-------|
| | M | V | tot. | M | V | tot. | M | V | tot. |
| 1961 | 1800 | 1979 | 3779 | 2197 | 2432 | 4629 | -397 | -453 | -850 |
| 1962 | 1568 | 1647 | 3215 | 2132 | 2254 | 4386 | -564 | -607 | -1171 |
| 1963 | 1799 | 1906 | 3705 | 2168 | 2301 | 4469 | -369 | -395 | -764 |
| 1964 | 1692 | 1811 | 3503 | 2332 | 2444 | 4776 | -640 | -633 | -1273 |
| 1965 | 1718 | 1882 | 3600 | 2461 | 2608 | 5069 | -743 | -726 | -1469 |
| 1966 | 1788 | 1918 | 3706 | 2490 | 2671 | 5161 | -702 | -753 | -1455 |
| 1967 | 1677 | 1775 | 3452 | 2475 | 2577 | 5052 | -798 | -802 | -1600 |
| 1968 | 1635 | 1750 | 3385 | 2609 | 2735 | 5344 | -974 | -985 | -1959 |
| 1969 | 1893 | 2014 | 3907 | 2474 | 2723 | 5197 | -581 | -709 | -1290 |
| 1970 | 1641 | 1861 | 3502 | 2873 | 3027 | 5900 | -1232 | -1166 | -2398 |
| 1971 | 2006 | 2095 | 4101 | 2790 | 2987 | 5777 | -784 | -892 | -1676 |
| 1972 | 1822 | 1894 | 3716 | 2801 | 2921 | 5722 | -979 | -1027 | -2006 |
| 1973 | 1821 | 1909 | 3730 | 2980 | 3116 | 6096 | -1159 | -1207 | -2366 |
| 1974 | 1920 | 1928 | 3848 | 2767 | 2866 | 5633 | -847 | -938 | -1785 |
| 1975 | 1871 | 1830 | 3701 | 2892 | 2914 | 5806 | -1021 | -1084 | -2105 |
| 1976 | 1632 | 1649 | 3281 | 2759 | 2866 | 5625 | -1127 | -1217 | -2344 |
| 1977 | 1081 | 1218 | 2299 | 2118 | 2200 | 4318 | -1037 | -982 | -2019 |
| 1978 | 1268 | 1358 | 2626 | 2130 | 2201 | 4331 | -862 | -843 | -1705 |
| 1979 | 1204 | 1251 | 2455 | 2068 | 2157 | 4225 | -864 | -906 | -1770 |
| 1980 | 1374 | 1505 | 2879 | 2109 | 2250 | 4359 | -735 | -745 | -1480 |
| 1981 | 1365 | 1440 | 2805 | 2013 | 2198 | 4211 | -648 | -758 | -1406 |
| 1982 | 1363 | 1460 | 2823 | 1721 | 1916 | 3637 | -358 | -456 | -814 |
| 1983 | 1453 | 1477 | 2930 | 1669 | 1793 | 3462 | -216 | -316 | -532 |
| 1984 | 1296 | 1467 | 2763 | 1586 | 1740 | 3326 | -290 | -273 | -563 |
| 1985 | 1456 | 1527 | 2983 | 1636 | 1722 | 3358 | -180 | -195 | -375 |
| 1986 | 1413 | 1436 | 2849 | 1799 | 1891 | 3690 | -386 | -455 | -841 |
| 1987 | 1337 | 1388 | 2725 | 1739 | 1882 | 3621 | -402 | -494 | -896 |
| 1988 | 1446 | 1419 | 2865 | 1709 | 1928 | 3637 | -263 | -509 | -772 |
| 1989 | 1178 | 1223 | 2401 | 1731 | 1901 | 3632 | -553 | -678 | -1231 |
| 1990 | 1195 | 1264 | 2459 | 1858 | 2041 | 3899 | -663 | -777 | -1440 |
| 1991 | 1257 | 1278 | 2535 | 1844 | 2002 | 3846 | -587 | -724 | -1311 |
| 1992 | 1320 | 1366 | 2686 | 1901 | 2040 | 3941 | -581 | -674 | -1255 |
| 1993 | 1310 | 1351 | 2661 | 2017 | 2197 | 4214 | -707 | -846 | -1553 |
| 1994 | 1393 | 1449 | 2842 | 2050 | 2424 | 4274 | -657 | -775 | -1432 |
| 1995 | 1353 | 1346 | 2699 | 2151 | 2278 | 4429 | -798 | -932 | -1730 |
| 1996 | 1376 | 1401 | 2777 | 2158 | 2263 | 4421 | -782 | -862 | -1644 |
| 1997 | 1419 | 1450 | 2869 | 2230 | 2345 | 4575 | -811 | -895 | -1706 |
| 1998 | 1295 | 1402 | 2697 | 2082 | 2240 | 4322 | -787 | -838 | -1625 |
| 1999 | 1373 | 1398 | 2771 | 1951 | 2033 | 3984 | -578 | -635 | -1213 |
| 2000 | 1404 | 1456 | 2860 | 1858 | 2045 | 3903 | -454 | -589 | -1043 |
| 2001 | 1465 | 1514 | 2979 | 1916 | 1939 | 3855 | -451 | -425 | -876 |
| 2002 | 1418 | 1531 | 2949 | 1841 | 2006 | 3847 | -423 | -475 | -898 |
| 2003 | 1518 | 1513 | 3031 | 1900 | 2072 | 3972 | -382 | -559 | -941 |
| 2004 | 1434 | 1420 | 2854 | 2056 | 2204 | 4260 | -622 | -784 | -1406 |
| 2005 | 1428 | 1461 | 2889 | 2244 | 2342 | 4586 | -816 | -881 | -1697 |

4.18. Immigratie per leeftijdsklasse

| | Belgen | | | Vreemdelingen | | | Totaal | | | |
|---------------|-------------|-------------|-------------|---------------|-------------|-------------|-------------|-------------|--------------|----------------|
| | M | V | Totaal | M | V | Totaal | M | V | Totaal | % |
| 0-4 | 202 | 180 | 382 | 62 | 61 | 123 | 264 | 241 | 505 | 4,03% |
| 5-9 | 123 | 145 | 268 | 76 | 60 | 136 | 199 | 205 | 404 | 3,23% |
| 10-14 | 114 | 122 | 236 | 51 | 72 | 123 | 165 | 194 | 359 | 2,87% |
| 15-19 | 149 | 215 | 364 | 97 | 127 | 224 | 246 | 342 | 588 | 4,70% |
| 20-24 | 872 | 1023 | 1895 | 326 | 484 | 810 | 1198 | 1507 | 2705 | 21,61% |
| 25-29 | 1382 | 1247 | 2629 | 422 | 345 | 767 | 1804 | 1592 | 3396 | 27,13% |
| 30-34 | 603 | 383 | 986 | 302 | 168 | 470 | 905 | 551 | 1456 | 11,63% |
| 35-39 | 380 | 253 | 633 | 173 | 101 | 274 | 553 | 354 | 907 | 7,25% |
| 40-44 | 318 | 185 | 503 | 101 | 64 | 165 | 419 | 249 | 668 | 5,34% |
| 45-49 | 234 | 131 | 365 | 62 | 57 | 119 | 296 | 188 | 484 | 3,87% |
| 50-54 | 149 | 80 | 229 | 53 | 40 | 93 | 202 | 120 | 322 | 2,57% |
| 55-59 | 128 | 68 | 196 | 21 | 21 | 42 | 149 | 89 | 238 | 1,90% |
| 60-64 | 54 | 51 | 105 | 11 | 19 | 30 | 65 | 70 | 135 | 1,08% |
| 65-69 | 34 | 26 | 60 | 12 | 16 | 28 | 46 | 42 | 88 | 0,70% |
| 70-74 | 22 | 23 | 45 | 8 | 12 | 20 | 30 | 35 | 65 | 0,52% |
| 75-79 | 31 | 31 | 62 | 7 | 6 | 13 | 38 | 37 | 75 | 0,60% |
| 80-84 | 19 | 44 | 63 | 4 | 3 | 7 | 23 | 47 | 70 | 0,56% |
| 85-89 | 9 | 16 | 25 | 0 | 2 | 2 | 9 | 18 | 27 | 0,22% |
| 90-94 | 4 | 13 | 17 | 0 | 1 | 1 | 4 | 14 | 18 | 0,14% |
| 95+ | 2 | 6 | 8 | 0 | 0 | 0 | 2 | 6 | 8 | 0,06% |
| Totaal | 4829 | 4242 | 9071 | 1788 | 1659 | 3447 | 6617 | 5901 | 12518 | 100,00% |

4.19. Emigratie per leeftijdsklasse

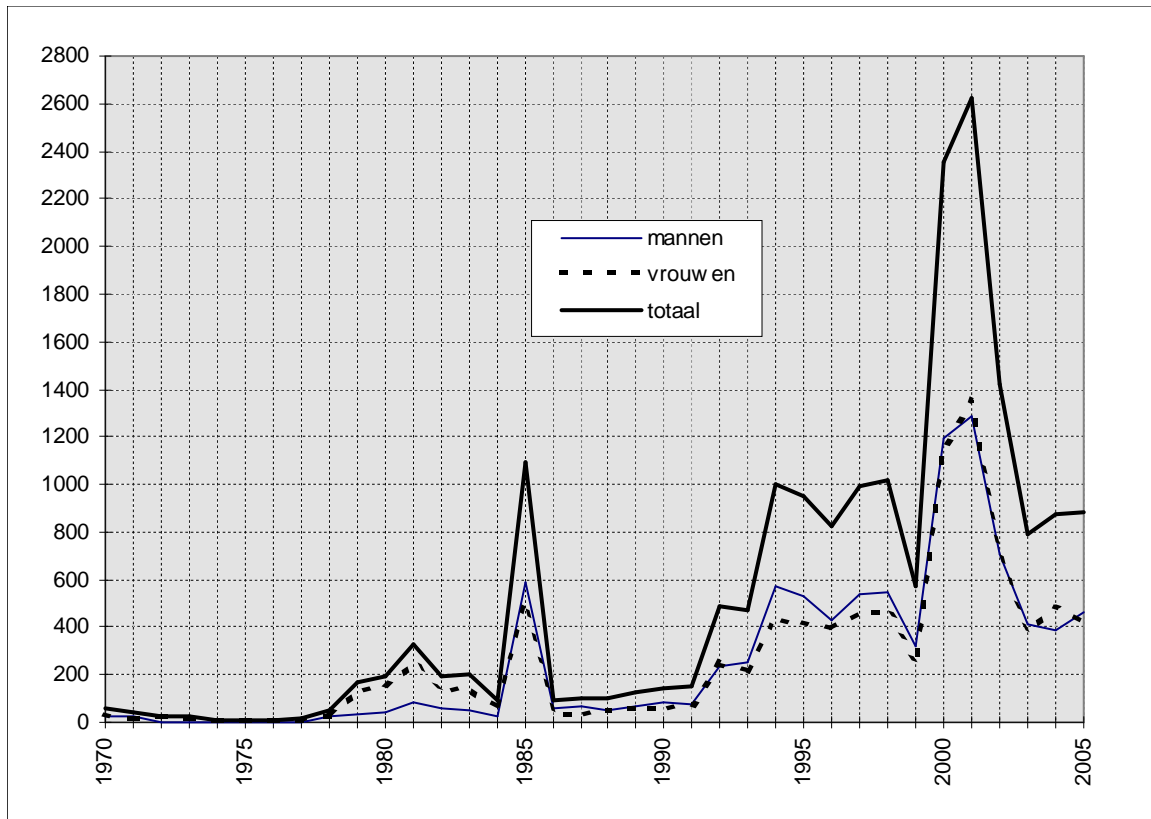
| | Belgen | | | Vreemdelingen | | | Totaal | | | |
|---------------|-------------|-------------|--------------|---------------|------------|-------------|-------------|-------------|--------------|----------------|
| | M | V | Totaal | M | V | Totaal | M | V | Totaal | % |
| 0-4 | 382 | 376 | 758 | 28 | 33 | 61 | 410 | 409 | 819 | 6,81% |
| 5-9 | 233 | 202 | 435 | 22 | 22 | 44 | 255 | 224 | 479 | 3,98% |
| 10-14 | 178 | 154 | 332 | 21 | 8 | 29 | 199 | 162 | 361 | 3,00% |
| 15-19 | 175 | 204 | 379 | 22 | 28 | 50 | 197 | 232 | 429 | 3,57% |
| 20-24 | 536 | 567 | 1103 | 129 | 213 | 342 | 665 | 780 | 1445 | 12,01% |
| 25-29 | 1096 | 1144 | 2240 | 263 | 245 | 508 | 1359 | 1389 | 2748 | 22,84% |
| 30-34 | 856 | 630 | 1486 | 200 | 125 | 325 | 1056 | 755 | 1811 | 15,06% |
| 35-39 | 544 | 386 | 930 | 116 | 49 | 165 | 660 | 435 | 1095 | 9,10% |
| 40-44 | 384 | 246 | 630 | 67 | 34 | 101 | 451 | 280 | 731 | 6,08% |
| 45-49 | 290 | 215 | 505 | 37 | 25 | 62 | 327 | 240 | 567 | 4,71% |
| 50-54 | 206 | 153 | 359 | 28 | 11 | 39 | 234 | 164 | 398 | 3,31% |
| 55-59 | 156 | 115 | 271 | 14 | 10 | 24 | 170 | 125 | 295 | 2,45% |
| 60-64 | 94 | 71 | 165 | 18 | 8 | 26 | 112 | 79 | 191 | 1,59% |
| 65-69 | 77 | 81 | 158 | 9 | 6 | 15 | 86 | 87 | 173 | 1,44% |
| 70-74 | 48 | 41 | 89 | 5 | 6 | 11 | 53 | 47 | 100 | 0,83% |
| 75-79 | 45 | 68 | 113 | 3 | 3 | 6 | 48 | 71 | 119 | 0,99% |
| 80-84 | 30 | 83 | 113 | 1 | 4 | 5 | 31 | 87 | 118 | 0,98% |
| 85-89 | 18 | 64 | 82 | 0 | 4 | 4 | 18 | 68 | 86 | 0,71% |
| 90-94 | 12 | 39 | 51 | 1 | 0 | 1 | 13 | 39 | 52 | 0,43% |
| 95+ | 2 | 10 | 12 | 0 | 0 | 0 | 2 | 10 | 12 | 0,10% |
| Totaal | 5362 | 4849 | 10211 | 984 | 834 | 1818 | 6346 | 5683 | 12029 | 100,00% |

5. Nationaliteitswijziging

5.1. Verlies en verkrijging van de Belgische nationaliteit door inwoners van Gent.

| | verlies | | | verkrijging | | |
|------|---------|----|------|-------------|------|------|
| | M | V | tot. | M | V | tot. |
| 1970 | 0 | 0 | 0 | 25 | 37 | 62 |
| 1971 | 0 | 8 | 8 | 24 | 19 | 43 |
| 1972 | 4 | 21 | 25 | 4 | 24 | 28 |
| 1973 | 0 | 5 | 5 | 3 | 20 | 23 |
| 1974 | 0 | 0 | 0 | 1 | 7 | 8 |
| 1975 | 0 | 0 | 0 | 0 | 9 | 9 |
| 1976 | 0 | 0 | 0 | 2 | 8 | 10 |
| 1977 | 0 | 0 | 0 | 3 | 12 | 15 |
| 1978 | 0 | 0 | 0 | 29 | 23 | 52 |
| 1979 | 1 | 7 | 8 | 33 | 131 | 164 |
| 1980 | 4 | 7 | 11 | 46 | 144 | 190 |
| 1981 | 2 | 9 | 11 | 80 | 249 | 329 |
| 1982 | 5 | 7 | 12 | 59 | 135 | 194 |
| 1983 | 3 | 7 | 10 | 51 | 147 | 198 |
| 1984 | 3 | 5 | 8 | 24 | 68 | 92 |
| 1985 | 1 | 1 | 2 | 588 | 508 | 1096 |
| 1986 | 0 | 1 | 1 | 59 | 33 | 92 |
| 1987 | 1 | 0 | 1 | 66 | 35 | 101 |
| 1988 | 2 | 0 | 2 | 54 | 47 | 101 |
| 1989 | 1 | 0 | 1 | 71 | 57 | 128 |
| 1990 | 3 | 0 | 3 | 84 | 59 | 143 |
| 1991 | 5 | 0 | 5 | 79 | 74 | 153 |
| 1992 | 4 | 0 | 4 | 236 | 248 | 484 |
| 1993 | 1 | 1 | 2 | 250 | 218 | 468 |
| 1994 | 0 | 0 | 0 | 571 | 429 | 1000 |
| 1995 | 1 | 0 | 1 | 527 | 421 | 948 |
| 1996 | 0 | 0 | 0 | 427 | 393 | 820 |
| 1997 | 0 | 0 | 0 | 538 | 451 | 989 |
| 1998 | 1 | 0 | 1 | 548 | 470 | 1018 |
| 1999 | 0 | 1 | 1 | 321 | 248 | 569 |
| 2000 | 1 | 1 | 2 | 1195 | 1161 | 2356 |
| 2001 | 0 | 0 | 0 | 1283 | 1342 | 2625 |
| 2002 | 0 | 0 | 0 | 707 | 710 | 1417 |
| 2003 | 0 | 0 | 0 | 412 | 377 | 789 |
| 2004 | 1 | 0 | 1 | 384 | 487 | 871 |
| 2005 | 0 | 1 | 1 | 459 | 421 | 880 |

5.2. Verkrijging van de Belgische nationaliteit door de inwoners van Gent



5.3. Specificatie van de wijziging naar de Belgische Nationaliteit - 2005

| Rechtsgrond | aantal |
|---|--------|
| Art. 8, §1,1° : Geboorte in België uit een Belgische ouder | 4 |
| Art. 8, §1,2° : Geboren in buitenland uit Belgische ouder | 6 |
| Art. 9.1. : Geboren in België en geadopteerd door een Belg | 1 |
| Art. 9.2. : Geboren in buitenland en geadopteerd door een Belg | 2 |
| Art. 11bis, § 1 : Geboren in België, van wie de ouder of adoptanten die gedurende 10 voorafgaande jaren hun hoofdverblijfplaats in België hebben gehad, een verklaring afleggen tot toekenning van de Belgische nationaliteit vóór het kind 12 jaar wordt. | 6 |
| Art. 12 : Ingevolge verkrijging van de Belgische nationaliteit door een ouder of adoptant | 257 |
| Art. 12bis, §1 : Geboren in België die er sedert zijn geboorte zijn hoofdverblijf heeft, geboren in buitenland van wie een ouder de Belgische nationaliteit bezit en vreemdeling die sedert minstens 7 jaar in België gevestigd is die na de leeftijd van 18 jaar een verklaring aflegt om de Belgische nationaliteit te bekommen | 90 |
| Art. 12bis, par. 1,3 : De vreemdelingen die de leeftijd van 18 jaar bereikt heeft, die sedert ten minste zeven jaar zijn hoofdverblijf in België heeft gevestigd, die voor de ambtenaar van de burgerlijke stand van de plaats waar hij zijn hoofdverblijfplaats heeft een verklaring heeft afgelegd om de Belgische nationaliteit te verkrijgen en die op het tijdstip van de verklaring toegelaten of gemachtigd is tot een verblijf van onbepaalde duur in het Rijk, of toegelaten werd om er zich te vestigen. | 329 |
| Art. 19 : Naturalisatie | 100 |
| Art. 16 : Op verklaring ingevolgt huwelijk | 79 |
| overige | 6 |

| | |
|---------------|------------|
| Totaal | 880 |
|---------------|------------|

6. Bevolking van vreemde nationaliteit

6.1. Aantal vreemdelingen per nationaliteit, geslacht en register van inschrijving (31 december 2005).

| Nationaliteit | Bevolkingsregister | | | Vreemdelingenregister | | | Totaal | | |
|----------------------|--------------------|------------|-------------|-----------------------|------------|-------------|-------------|-------------|-------------|
| | M | V | Totaal | M | V | Totaal | M | V | Totaal |
| Algerije | 104 | 71 | 175 | 56 | 43 | 99 | 160 | 114 | 274 |
| Angola | 6 | 4 | 10 | 5 | 3 | 8 | 11 | 7 | 18 |
| Benin | 0 | 1 | 1 | 2 | 4 | 6 | 2 | 5 | 7 |
| Burkina-Faso | 5 | 0 | 5 | 2 | 2 | 4 | 7 | 2 | 9 |
| Burundi | 1 | 3 | 4 | 9 | 10 | 19 | 10 | 13 | 23 |
| Cabinda | 0 | 0 | 0 | 1 | 0 | 1 | 1 | 0 | 1 |
| Congo (ex-Zaire) | 25 | 20 | 45 | 41 | 45 | 86 | 66 | 65 | 131 |
| Djibouti (Rep) | 0 | 0 | 0 | 1 | 0 | 1 | 1 | 0 | 1 |
| Egypte | 5 | 4 | 9 | 23 | 11 | 34 | 28 | 15 | 43 |
| Eritrea | 0 | 0 | 0 | 2 | 2 | 4 | 2 | 2 | 4 |
| Ethiopië | 3 | 2 | 5 | 47 | 11 | 58 | 50 | 13 | 63 |
| Gabon | 0 | 2 | 2 | 0 | 0 | 0 | 0 | 2 | 2 |
| Gambia | 4 | 3 | 7 | 2 | 1 | 3 | 6 | 4 | 10 |
| Ghana | 103 | 112 | 215 | 89 | 86 | 175 | 192 | 198 | 390 |
| Guinea | 6 | 5 | 11 | 7 | 3 | 10 | 13 | 8 | 21 |
| Ivoorkust | 1 | 1 | 2 | 6 | 4 | 10 | 7 | 5 | 12 |
| Kameroen | 6 | 10 | 16 | 48 | 23 | 71 | 54 | 33 | 87 |
| Kenia | 0 | 1 | 1 | 7 | 6 | 13 | 7 | 7 | 14 |
| Kongo | 0 | 1 | 1 | 1 | 6 | 7 | 1 | 7 | 8 |
| Liberia | 1 | 2 | 3 | 12 | 4 | 16 | 13 | 6 | 19 |
| Libië | 0 | 1 | 1 | 22 | 16 | 38 | 22 | 17 | 39 |
| Malawi | 0 | 0 | 0 | 4 | 1 | 5 | 4 | 1 | 5 |
| Mali | 0 | 1 | 1 | 0 | 0 | 0 | 0 | 1 | 1 |
| Marokko | 421 | 381 | 802 | 114 | 82 | 196 | 535 | 463 | 998 |
| Mauritanië | 3 | 3 | 6 | 4 | 1 | 5 | 7 | 4 | 11 |
| Mauritius | 4 | 2 | 6 | 2 | 1 | 3 | 6 | 3 | 9 |
| Niger | 5 | 4 | 9 | 8 | 6 | 14 | 13 | 10 | 23 |
| Nigeria | 22 | 20 | 42 | 41 | 44 | 85 | 63 | 64 | 127 |
| Oeganda | 3 | 4 | 7 | 13 | 8 | 21 | 16 | 12 | 28 |
| Rwanda | 5 | 4 | 9 | 12 | 6 | 18 | 17 | 10 | 27 |
| Sao Tomé en Principe | 0 | 0 | 0 | 1 | 0 | 1 | 1 | 0 | 1 |
| Senegal | 8 | 9 | 17 | 2 | 4 | 6 | 10 | 13 | 23 |
| Sierra-Leone | 7 | 3 | 10 | 19 | 7 | 26 | 26 | 10 | 36 |
| Soedan | 7 | 4 | 11 | 15 | 5 | 20 | 22 | 9 | 31 |
| Somalië | 10 | 13 | 23 | 34 | 24 | 58 | 44 | 37 | 81 |
| Swaziland | 0 | 2 | 2 | 0 | 0 | 0 | 0 | 2 | 2 |
| Tanzania | 0 | 0 | 0 | 14 | 6 | 20 | 14 | 6 | 20 |
| Togo | 7 | 2 | 9 | 13 | 5 | 18 | 20 | 7 | 27 |
| Tunesië | 100 | 82 | 182 | 39 | 30 | 69 | 139 | 112 | 251 |
| Zambia | 0 | 0 | 0 | 9 | 3 | 12 | 9 | 3 | 12 |
| Zimbabwe | 1 | 4 | 5 | 5 | 2 | 7 | 6 | 6 | 12 |
| Zuid-Afrika | 8 | 7 | 15 | 2 | 7 | 9 | 10 | 14 | 24 |
| Afrika | 881 | 788 | 1669 | 734 | 522 | 1256 | 1615 | 1310 | 2925 |

| Nationaliteit | Bevolkingsregister | | | Vreemdelingenregister | | | Totaal | | |
|-------------------|--------------------|------------|------------|-----------------------|------------|------------|------------|------------|------------|
| | M | V | Totaal | M | V | Totaal | M | V | Totaal |
| Argentinië | 3 | 4 | 7 | 2 | 0 | 2 | 5 | 4 | 9 |
| Bolivië | 1 | 0 | 1 | 9 | 7 | 16 | 10 | 7 | 17 |
| Brazilië | 8 | 19 | 27 | 8 | 16 | 24 | 16 | 35 | 51 |
| Canada | 13 | 11 | 24 | 3 | 8 | 11 | 16 | 19 | 35 |
| Chili | 5 | 9 | 14 | 11 | 6 | 17 | 16 | 15 | 31 |
| Colombia | 9 | 11 | 20 | 9 | 8 | 17 | 18 | 19 | 37 |
| Costa-Rica | 1 | 2 | 3 | 1 | 0 | 1 | 2 | 2 | 4 |
| Cuba | 12 | 6 | 18 | 5 | 7 | 12 | 17 | 13 | 30 |
| Dominica (Rep.) | 1 | 0 | 1 | 0 | 0 | 0 | 1 | 0 | 1 |
| Dominikaanse Rep. | 25 | 25 | 50 | 14 | 9 | 23 | 39 | 34 | 73 |
| Ecuador | 0 | 4 | 4 | 6 | 2 | 8 | 6 | 6 | 12 |
| El Salvador | 1 | 0 | 1 | 0 | 0 | 0 | 1 | 0 | 1 |
| Guatemala | 0 | 0 | 0 | 2 | 0 | 2 | 2 | 0 | 2 |
| Haïti | 1 | 0 | 1 | 1 | 1 | 2 | 2 | 1 | 3 |
| Honduras | 0 | 0 | 0 | 3 | 1 | 4 | 3 | 1 | 4 |
| Jamaïca | 10 | 6 | 16 | 3 | 11 | 14 | 13 | 17 | 30 |
| Mexico | 2 | 5 | 7 | 13 | 4 | 17 | 15 | 9 | 24 |
| Nicaragua | 0 | 1 | 1 | 0 | 0 | 0 | 0 | 1 | 1 |
| Panama | 0 | 0 | 0 | 1 | 0 | 1 | 1 | 0 | 1 |
| Paraguay | 1 | 1 | 2 | 1 | 3 | 4 | 2 | 4 | 6 |
| Peru | 1 | 5 | 6 | 5 | 9 | 14 | 6 | 14 | 20 |
| Suriname | 3 | 5 | 8 | 1 | 3 | 4 | 4 | 8 | 12 |
| Tsjaad | 0 | 0 | 0 | 1 | 0 | 1 | 1 | 0 | 1 |
| Uruguay | 1 | 0 | 1 | 0 | 0 | 0 | 1 | 0 | 1 |
| V.S.A. | 23 | 35 | 58 | 28 | 27 | 55 | 51 | 62 | 113 |
| Venezuela | 3 | 4 | 7 | 5 | 4 | 9 | 8 | 8 | 16 |
| Amerika | 124 | 153 | 277 | 132 | 126 | 258 | 256 | 279 | 535 |

| | | | | | | | | | |
|-------------------|----|----|----|-----|-----|-----|-----|-----|-----|
| Afghanistan | 9 | 14 | 23 | 44 | 21 | 65 | 53 | 35 | 88 |
| Armenië | 3 | 3 | 6 | 28 | 26 | 54 | 31 | 29 | 60 |
| Azerbeidzjan | 0 | 0 | 0 | 5 | 5 | 10 | 5 | 5 | 10 |
| Bangladesh | 3 | 2 | 5 | 26 | 12 | 38 | 29 | 14 | 43 |
| Bhutan | 0 | 0 | 0 | 2 | 0 | 2 | 2 | 0 | 2 |
| Cambodja | 1 | 0 | 1 | 3 | 1 | 4 | 4 | 1 | 5 |
| China (Volksrep.) | 19 | 38 | 57 | 135 | 150 | 285 | 154 | 188 | 342 |
| Filippijnen | 8 | 52 | 60 | 7 | 21 | 28 | 15 | 73 | 88 |
| Georgië | 6 | 5 | 11 | 14 | 10 | 24 | 20 | 15 | 35 |
| India | 38 | 43 | 81 | 88 | 52 | 140 | 126 | 95 | 221 |
| Irak | 15 | 9 | 24 | 24 | 14 | 38 | 39 | 23 | 62 |
| Iran | 26 | 18 | 44 | 99 | 70 | 169 | 125 | 88 | 213 |
| Israël | 2 | 3 | 5 | 5 | 4 | 9 | 7 | 7 | 14 |
| Japan | 4 | 7 | 11 | 7 | 14 | 21 | 11 | 21 | 32 |
| Jordanië | 5 | 0 | 5 | 13 | 5 | 18 | 18 | 5 | 23 |
| Kazachstan | 7 | 18 | 25 | 26 | 26 | 52 | 33 | 44 | 77 |
| Kirgizstan | 1 | 4 | 5 | 7 | 5 | 12 | 8 | 9 | 17 |
| Korea (Rep.) | 0 | 2 | 2 | 2 | 3 | 5 | 2 | 5 | 7 |
| Laos | 0 | 0 | 0 | 0 | 1 | 1 | 0 | 1 | 1 |
| Libanon | 1 | 0 | 1 | 0 | 3 | 3 | 1 | 3 | 4 |
| Maleisië | 1 | 2 | 3 | 6 | 3 | 9 | 7 | 5 | 12 |

| Nationaliteit | Bevolkingsregister | | | Vreemdelingenregister | | | Totaal | | |
|--------------------|--------------------|-------------|-------------|-----------------------|-------------|-------------|-------------|-------------|-------------|
| | M | V | Totaal | M | V | Totaal | M | V | Totaal |
| Mongolië | 1 | 0 | 1 | 3 | 4 | 7 | 4 | 4 | 8 |
| Myanmar (ex-Birma) | 0 | 0 | 0 | 0 | 2 | 2 | 0 | 2 | 2 |
| Nepal | 2 | 0 | 2 | 21 | 14 | 35 | 23 | 14 | 37 |
| Oezbekistan | 5 | 10 | 15 | 13 | 11 | 24 | 18 | 21 | 39 |
| Pakistan | 44 | 31 | 75 | 41 | 23 | 64 | 85 | 54 | 139 |
| Palestina | 2 | 2 | 4 | 7 | 5 | 12 | 9 | 7 | 16 |
| Singapore | 0 | 3 | 3 | 1 | 0 | 1 | 1 | 3 | 4 |
| Sri Lanka | 5 | 1 | 6 | 9 | 6 | 15 | 14 | 7 | 21 |
| Syrië | 16 | 5 | 21 | 13 | 14 | 27 | 29 | 19 | 48 |
| Tadzjikistan | 0 | 0 | 0 | 0 | 1 | 1 | 0 | 1 | 1 |
| Taiwan (Rep.) | 0 | 2 | 2 | 1 | 3 | 4 | 1 | 5 | 6 |
| Thailand | 8 | 59 | 67 | 7 | 25 | 32 | 15 | 84 | 99 |
| Turkije | 2045 | 2058 | 4103 | 421 | 464 | 885 | 2466 | 2522 | 4988 |
| Viëtnam (Soc. R.) | 1 | 1 | 2 | 25 | 23 | 48 | 26 | 24 | 50 |
| Azië | 2278 | 2392 | 4670 | 1103 | 1041 | 2144 | 3381 | 3433 | 6814 |

| | | | | | | | | | |
|--------------------|-----|-----|------|-----|-----|-----|-----|-----|------|
| Albanië | 15 | 9 | 24 | 19 | 14 | 33 | 34 | 23 | 57 |
| Bielorusland | 3 | 10 | 13 | 22 | 17 | 39 | 25 | 27 | 52 |
| Bosnië-Herzegovina | 28 | 35 | 63 | 27 | 27 | 54 | 55 | 62 | 117 |
| Bulgarije | 51 | 64 | 115 | 219 | 200 | 419 | 270 | 264 | 534 |
| Croatië | 3 | 5 | 8 | 6 | 4 | 10 | 9 | 9 | 18 |
| Denemarken | 14 | 13 | 27 | 6 | 10 | 16 | 20 | 23 | 43 |
| Duitsland | 142 | 123 | 265 | 28 | 39 | 67 | 170 | 162 | 332 |
| Estland | 0 | 1 | 1 | 3 | 0 | 3 | 3 | 1 | 4 |
| Finland | 8 | 13 | 21 | 21 | 14 | 35 | 29 | 27 | 56 |
| Frankrijk | 385 | 346 | 731 | 43 | 53 | 96 | 428 | 399 | 827 |
| Griekenland | 49 | 18 | 67 | 12 | 11 | 23 | 61 | 29 | 90 |
| Groot-Brittannië | 160 | 91 | 251 | 28 | 15 | 43 | 188 | 106 | 294 |
| Hongarije | 6 | 10 | 16 | 9 | 18 | 27 | 15 | 28 | 43 |
| Ierland | 22 | 19 | 41 | 8 | 3 | 11 | 30 | 22 | 52 |
| Italië | 234 | 85 | 319 | 42 | 22 | 64 | 276 | 107 | 383 |
| Joegoslavië | 9 | 7 | 16 | 24 | 14 | 38 | 33 | 21 | 54 |
| Joeg (Servië-Mont) | 54 | 49 | 103 | 148 | 139 | 287 | 202 | 188 | 390 |
| Letland | 0 | 4 | 4 | 1 | 7 | 8 | 1 | 11 | 12 |
| Litouwen | 9 | 5 | 14 | 9 | 13 | 22 | 18 | 18 | 36 |
| Luxemburg | 10 | 8 | 18 | 0 | 1 | 1 | 10 | 9 | 19 |
| Macedonië | 9 | 10 | 19 | 7 | 12 | 19 | 16 | 22 | 38 |
| Malta | 0 | 0 | 0 | 1 | 0 | 1 | 1 | 0 | 0 |
| Moldavië | 0 | 3 | 3 | 5 | 6 | 11 | 5 | 9 | 14 |
| Nederland | 764 | 525 | 1289 | 155 | 178 | 333 | 919 | 703 | 1622 |
| Noorwegen | 5 | 3 | 8 | 1 | 1 | 2 | 6 | 4 | 10 |
| Oekraïne | 8 | 20 | 28 | 31 | 33 | 64 | 39 | 53 | 92 |
| Oostenrijk | 4 | 14 | 18 | 3 | 2 | 5 | 7 | 16 | 23 |
| Polen | 79 | 75 | 154 | 116 | 101 | 217 | 195 | 176 | 371 |
| Portugal | 54 | 62 | 116 | 12 | 28 | 40 | 66 | 90 | 156 |
| Roemenië | 7 | 19 | 26 | 29 | 32 | 61 | 36 | 51 | 87 |
| Rusland (Fed van) | 14 | 35 | 49 | 60 | 80 | 140 | 74 | 115 | 189 |
| San Marino | 1 | 0 | 1 | 0 | 0 | 0 | 1 | 0 | 1 |
| Slovakije | 97 | 100 | 197 | 220 | 208 | 428 | 317 | 308 | 625 |

| Nationaliteit | Bevolkingsregister | | | Vreemdelingenregister | | | Totaal | | |
|---------------|--------------------|---|--------|-----------------------|---|--------|--------|---|--------|
| | M | V | Totaal | M | V | Totaal | M | V | Totaal |

| | | | | | | | | | |
|------------------|-------------|-------------|-------------|-------------|-------------|-------------|-------------|-------------|-------------|
| Slovenië | 1 | 0 | 1 | 4 | 1 | 5 | 5 | 1 | 6 |
| Spanje | 141 | 154 | 295 | 47 | 99 | 146 | 188 | 253 | 441 |
| Tjechië | 12 | 17 | 29 | 37 | 49 | 86 | 49 | 66 | 115 |
| Tsjechoslowakije | 0 | 0 | 0 | 1 | 0 | 1 | 1 | 0 | 1 |
| U.S.S.R. (ex-) | 2 | 4 | 6 | 7 | 4 | 11 | 9 | 8 | 17 |
| Zweden | 48 | 21 | 69 | 8 | 10 | 18 | 56 | 31 | 87 |
| Zwitserland | 8 | 9 | 17 | 1 | 3 | 4 | 9 | 12 | 21 |
| Europa | 2456 | 1986 | 4442 | 1420 | 1468 | 2888 | 3876 | 3454 | 7329 |

| | | | | | | | | | |
|----------------|----------|----------|-----------|----------|----------|-----------|-----------|-----------|-----------|
| Australië | 4 | 4 | 8 | 4 | 5 | 9 | 8 | 9 | 17 |
| Nieuw-Zeeland | 2 | 0 | 2 | 1 | 4 | 5 | 3 | 4 | 7 |
| Oceanië | 6 | 4 | 10 | 5 | 9 | 14 | 11 | 13 | 24 |

| | | | | | | | | | |
|--------------------|-------------|-------------|--------------|-------------|-------------|-------------|-------------|-------------|--------------|
| statenlozen | 6 | 1 | 7 | 16 | 10 | 26 | 22 | 11 | 33 |
| V.N.-vluchtelingen | 1 | 1 | 2 | 148 | 119 | 267 | 149 | 120 | 269 |
| onbepaald | 7 | 2 | 9 | 164 | 129 | 293 | 171 | 131 | 302 |
| Totaal | 5752 | 5325 | 11077 | 3558 | 3295 | 6853 | 9310 | 8620 | 17930 |

Aantal vreemdelingen per continent, evolutie

| JAAR | Afrika | | Amerika | | Azië | | Europa | | Oceanië | | overige | |
|-------------|-------------|---------------|------------|--------------|-------------|---------------|-------------|---------------|-----------|--------------|------------|--------------|
| 1990 | 3380 | 20,34% | 311 | 1,87% | 8884 | 53,47% | 3835 | 23,08% | 20 | 0,12% | 186 | 1,12% |
| 1991 | 3462 | 19,96% | 344 | 1,98% | 9427 | 54,36% | 3914 | 22,57% | 13 | 0,07% | 182 | 1,05% |
| 1992 | 3530 | 19,84% | 349 | 1,96% | 9697 | 54,51% | 4014 | 22,56% | 9 | 0,05% | 190 | 1,07% |
| 1993 | 3308 | 18,72% | 341 | 1,93% | 9745 | 55,14% | 4065 | 23,00% | 9 | 0,05% | 204 | 1,15% |
| 1994 | 3111 | 17,86% | 367 | 2,11% | 9657 | 55,43% | 4074 | 23,38% | 8 | 0,05% | 206 | 1,18% |
| 1995 | 2911 | 16,91% | 378 | 2,20% | 9374 | 54,44% | 4345 | 25,24% | 10 | 0,06% | 200 | 1,16% |
| 1996 | 2868 | 16,82% | 383 | 2,25% | 9153 | 53,68% | 4415 | 25,89% | 9 | 0,05% | 222 | 1,30% |
| 1997 | 2859 | 16,96% | 371 | 2,20% | 8766 | 52,01% | 4580 | 27,17% | 11 | 0,07% | 268 | 1,59% |
| 1998 | 2943 | 17,77% | 381 | 2,30% | 8548 | 51,62% | 4645 | 28,05% | 24 | 0,14% | 18 | 0,11% |
| 1999 | 3062 | 17,79% | 414 | 2,41% | 8562 | 49,75% | 5126 | 29,78% | 21 | 0,12% | 26 | 0,15% |
| 2000 | 2772 | 17,52% | 444 | 2,81% | 7408 | 46,81% | 5151 | 32,55% | 24 | 0,15% | 26 | 0,16% |
| 2001 | 2533 | 17,36% | 449 | 3,08% | 6100 | 41,81% | 5461 | 37,43% | 21 | 0,14% | 26 | 0,18% |
| 2002 | 2618 | 17,53% | 466 | 3,12% | 5979 | 40,03% | 5831 | 39,04% | 21 | 0,14% | 22 | 0,15% |
| 2003 | 2730 | 17,42% | 482 | 3,08% | 6284 | 40,10% | 6105 | 38,95% | 22 | 0,14% | 49 | 0,31% |
| 2004 | 2784 | 17,26% | 503 | 3,12% | 6424 | 39,83% | 6294 | 39,02% | 22 | 0,14% | 103 | 0,64% |
| 2005 | 2925 | 16,31% | 535 | 2,98% | 6814 | 38,01% | 7329 | 40,88% | 24 | 0,13% | 302 | 1,68% |

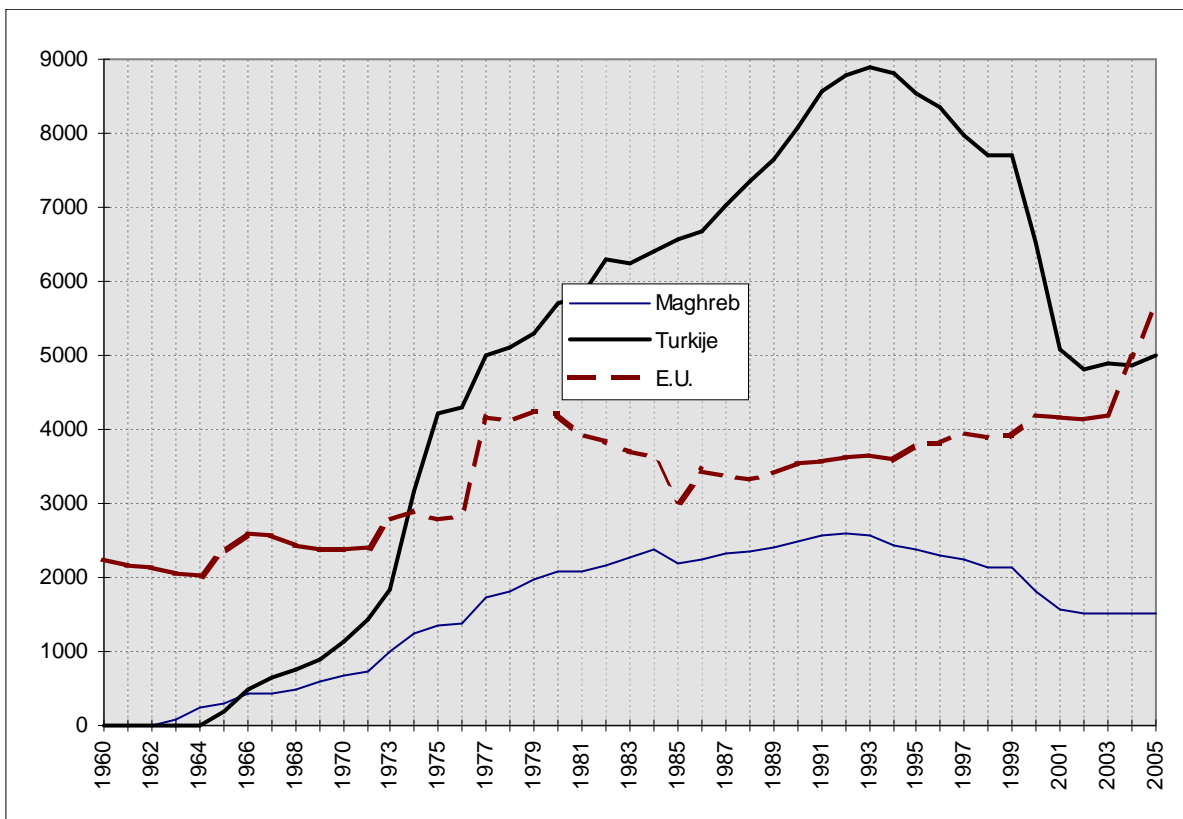
6.2. Evolutie van het aantal vreemdelingen uit de lidstaten van de Europese Unie per nationaliteit

| JAAR | Dtl | Fr | It | Lux | Ned | Den | Ierl | V.K. | Gr | Port | Sp | Cypr | Estl | Finl | Hong | Letl | Lit | Malta | Oost | Po | |
|------|-----|------|-----|-----|------|-----|------|------|-----|------|-----|------|------|------|------|------|-----|-------|------|----|--|
| 1977 | 528 | 1202 | 453 | 41 | 1575 | 46 | 12 | 304 | | | | | | | | | | | | | |
| 1978 | 540 | 1175 | 457 | 42 | 1536 | 46 | 7 | 301 | | | | | | | | | | | | | |
| 1979 | 620 | 1203 | 480 | 43 | 1527 | 47 | 9 | 305 | | | | | | | | | | | | | |
| 1980 | 616 | 1168 | 491 | 42 | 1572 | 35 | 11 | 294 | | | | | | | | | | | | | |
| 1981 | 437 | 1075 | 472 | 37 | 1470 | 31 | 10 | 310 | 65 | | | | | | | | | | | | |
| 1982 | 407 | 1034 | 492 | 37 | 1447 | 32 | 8 | 314 | 76 | | | | | | | | | | | | |
| 1983 | 364 | 1004 | 481 | 38 | 1397 | 31 | 12 | 301 | 77 | | | | | | | | | | | | |
| 1984 | 355 | 969 | 455 | 39 | 1393 | 32 | 10 | 282 | 77 | | | | | | | | | | | | |
| 1985 | 289 | 845 | 334 | 30 | 1201 | 26 | 11 | 245 | 55 | | | | | | | | | | | | |
| 1986 | 279 | 835 | 344 | 33 | 1191 | 27 | 13 | 256 | 63 | 67 | 318 | | | | | | | | | | |
| 1987 | 247 | 831 | 309 | 33 | 1184 | 29 | 13 | 256 | 62 | 74 | 331 | | | | | | | | | | |
| 1988 | 235 | 820 | 315 | 32 | 1179 | 31 | 16 | 242 | 67 | 64 | 331 | | | | | | | | | | |
| 1989 | 214 | 817 | 319 | 31 | 1223 | 40 | 18 | 257 | 80 | 66 | 329 | | | | | | | | | | |
| 1990 | 242 | 839 | 330 | 28 | 1253 | 37 | 21 | 289 | 87 | 67 | 342 | | | | | | | | | | |
| 1991 | 247 | 855 | 334 | 29 | 1245 | 31 | 19 | 304 | 104 | 66 | 339 | | | | | | | | | | |
| 1992 | 250 | 834 | 342 | 30 | 1248 | 30 | 21 | 325 | 99 | 81 | 349 | | | | | | | | | | |
| 1993 | 264 | 846 | 324 | 29 | 1246 | 27 | 27 | 339 | 95 | 86 | 371 | | | | | | | | | | |
| 1994 | 256 | 815 | 327 | 29 | 1269 | 23 | 28 | 329 | 78 | 92 | 351 | | | | | | | | | | |
| 1995 | 261 | 824 | 338 | 23 | 1307 | 29 | 26 | 324 | 87 | 99 | 376 | | | 19 | | | | | | 24 | |
| 1996 | 266 | 818 | 336 | 22 | 1309 | 28 | 32 | 319 | 88 | 108 | 387 | | | 17 | | | | | | 18 | |
| 1997 | 276 | 867 | 355 | 22 | 1283 | 28 | 33 | 323 | 95 | 105 | 454 | | | 13 | | | | | | 18 | |
| 1998 | 279 | 834 | 365 | 18 | 1280 | 31 | 37 | 287 | 102 | 102 | 453 | | | 13 | | | | | | 20 | |
| 1999 | 286 | 839 | 384 | 18 | 1287 | 33 | 28 | 291 | 114 | 103 | 430 | | | 20 | | | | | | 22 | |
| 2000 | 297 | 874 | 411 | 18 | 1310 | 43 | 31 | 312 | 122 | 108 | 528 | | | 31 | | | | | | 26 | |
| 2001 | 284 | 839 | 412 | 18 | 1360 | 38 | 44 | 296 | 94 | 108 | 536 | | | 35 | | | | | | 23 | |
| 2002 | 293 | 827 | 432 | 17 | 1356 | 33 | 37 | 295 | 93 | 103 | 471 | | | 53 | | | | 1 | | 22 | |
| 2003 | 293 | 841 | 426 | 16 | 1423 | 37 | 40 | 287 | 90 | 129 | 441 | | | 53 | | | | | | 18 | |
| 2004 | 299 | 835 | 381 | 17 | 1494 | 39 | 38 | 291 | 93 | 130 | 428 | 2 | 3 | 31 | 55 | 14 | 30 | 1 | 19 | 28 | |
| 2005 | 332 | 827 | 383 | 19 | 1622 | 43 | 52 | 294 | 90 | 156 | 441 | 2 | 4 | 56 | 43 | 12 | 36 | 1 | 23 | 37 | |

6.3. Aantal vreemdelingen uit de Maghreblanden en uit Turkije. per nationaliteit

| | Algerije | Marokko | Tunesië | Turkije | Totaal |
|-------------|-----------------|----------------|----------------|----------------|---------------|
| 1960 | 0 | 1 | 0 | 0 | 1 |
| 1961 | 0 | 0 | 1 | 0 | 1 |
| 1962 | 0 | 0 | 0 | 0 | 0 |
| 1963 | 87 | 2 | 0 | 0 | 89 |
| 1964 | 179 | 48 | 4 | 11 | 242 |
| 1965 | 200 | 82 | 28 | 189 | 499 |
| 1966 | 212 | 144 | 84 | 479 | 919 |
| 1967 | 203 | 163 | 66 | 637 | 1069 |
| 1968 | 217 | 215 | 57 | 756 | 1245 |
| 1969 | 226 | 293 | 63 | 902 | 1484 |
| 1970 | 226 | 329 | 116 | 1138 | 1809 |
| 1971 | 234 | 369 | 135 | 1426 | 2164 |
| 1972 | N/A | N/A | N/A | N/A | N/A |
| 1973 | 263 | 548 | 184 | 1833 | 2828 |
| 1974 | 262 | 664 | 313 | 3149 | 4388 |
| 1975 | 288 | 712 | 341 | 4215 | 5556 |
| 1976 | 295 | 730 | 350 | 4309 | 5684 |
| 1977 | 379 | 885 | 458 | 5002 | 6724 |
| 1978 | 398 | 942 | 466 | 5112 | 6918 |
| 1979 | 456 | 1007 | 497 | 5302 | 7262 |
| 1980 | 470 | 1084 | 528 | 5690 | 7772 |
| 1981 | 469 | 1086 | 526 | 5809 | 7890 |
| 1982 | 456 | 1159 | 557 | 6291 | 8463 |
| 1983 | 451 | 1245 | 577 | 6244 | 8517 |
| 1984 | 452 | 1332 | 589 | 6394 | 8767 |
| 1985 | 358 | 1346 | 488 | 6556 | 8748 |
| 1986 | 369 | 1372 | 511 | 6685 | 8937 |
| 1987 | 373 | 1419 | 530 | 7035 | 9357 |
| 1988 | 388 | 1435 | 533 | 7344 | 9700 |
| 1989 | 401 | 1494 | 510 | 7656 | 10061 |
| 1990 | 417 | 1562 | 511 | 8082 | 10572 |
| 1991 | 412 | 1628 | 525 | 8558 | 11123 |
| 1992 | 389 | 1686 | 518 | 8780 | 11373 |
| 1993 | 379 | 1685 | 507 | 8883 | 11454 |
| 1994 | 366 | 1623 | 455 | 8815 | 11259 |
| 1995 | 351 | 1567 | 452 | 8546 | 10916 |
| 1996 | 348 | 1546 | 410 | 8345 | 10649 |
| 1997 | 353 | 1533 | 366 | 7978 | 10230 |
| 1998 | 347 | 1463 | 329 | 7716 | 9855 |
| 1999 | 361 | 1435 | 334 | 7691 | 9821 |
| 2000 | 291 | 1254 | 271 | 6519 | 8335 |
| 2001 | 238 | 1104 | 224 | 5078 | 6644 |
| 2002 | 231 | 1047 | 227 | 4807 | 6312 |
| 2003 | 237 | 1039 | 228 | 4889 | 6393 |
| 2004 | 253 | 1019 | 233 | 4873 | 6378 |
| 2005 | 274 | 998 | 251 | 4988 | 6511 |

6.4. Aantal vreemdelingen uit de Europese Unie, de Maghreblanden en Turkije



6.5. Immigratie en emigratie van vreemdelingen per regio en nationaliteit (jaar 2005)

| regio/nationaliteit | Immigratie | | | emigratie | | | |
|---------------------|-------------------|----------|--------|-------------------|----------|----------------|--------|
| | andere Belg. Gem. | buitenl. | Totaal | andere Belg. Gem. | buitenl. | Onbek. Bestem. | Totaal |

Centraal-Afrika

| | | | | | | | |
|-------------------------|-----------|-----------|-----------|-----------|----------|----------|-----------|
| Burundi | 0 | 0 | 0 | 5 | 0 | 0 | 5 |
| Centraalafrikaanse Rep. | 1 | 0 | 1 | 0 | 0 | 0 | 0 |
| Congo (ex-Zaire) | 3 | 13 | 16 | 7 | 0 | 0 | 7 |
| Kongo | 0 | 0 | 0 | 1 | 0 | 0 | 1 |
| Rwanda | 5 | 2 | 7 | 3 | 0 | 5 | 8 |
| V.N. vluch. Burundi | 0 | 0 | 0 | 0 | 0 | 0 | 0 |
| V.N. vluch. Rwanda | 1 | 0 | 1 | 3 | 0 | 0 | 3 |
| V.N. vluch. Zaire | 0 | 1 | 1 | 1 | 0 | 0 | 1 |
| Centraal-Afrika | 10 | 16 | 26 | 20 | 0 | 5 | 25 |

Maghreb

| | | | | | | | |
|----------------------|-----------|------------|------------|-----------|----------|-----------|-----------|
| Algerije | 8 | 28 | 36 | 1 | 0 | 7 | 8 |
| Marokko | 38 | 80 | 118 | 40 | 2 | 7 | 49 |
| Tunesië | 8 | 40 | 48 | 9 | 0 | 3 | 12 |
| V.N. vluch. Algerije | 0 | 0 | 0 | 0 | 0 | 0 | 0 |
| Maghreb | 54 | 148 | 202 | 50 | 2 | 17 | 69 |

Noord-Afrika

| | | | | | | | |
|---------------------|----------|-----------|-----------|----------|----------|----------|----------|
| Egypte | 1 | 11 | 12 | 0 | 1 | 2 | 3 |
| Libië | 1 | 1 | 2 | 0 | 0 | 0 | 0 |
| V.N. vluch. Tsjaad | 1 | 0 | 1 | 1 | 0 | 0 | 1 |
| Noord-Afrika | 3 | 12 | 15 | 1 | 1 | 2 | 4 |

Noordoost-Afrika

| | | | | | | | |
|-------------------------|----------|----------|----------|----------|----------|----------|----------|
| Soedan | 2 | 5 | 7 | 0 | 1 | 1 | 2 |
| Noordoost-Afrika | 2 | 5 | 7 | 0 | 1 | 1 | 2 |

Oost-Afrika

| | | | | | | | |
|------------------|---|----|----|---|----|----|----|
| Comoren | 0 | 0 | 0 | 0 | 0 | 0 | 0 |
| Djibouti (Rep.) | 0 | 0 | 0 | 0 | 0 | 0 | 0 |
| Erithrea | 0 | 2 | 2 | 0 | 0 | 0 | 0 |
| Ethiopië | 1 | 23 | 24 | 0 | 1 | 18 | 19 |
| Kenia | 1 | 5 | 6 | 1 | 10 | 5 | 16 |
| Malawi | 0 | 3 | 3 | 0 | 0 | 0 | 0 |
| Mauritius Eiland | 0 | 1 | 1 | 0 | 0 | 2 | 2 |
| Mozambique | 0 | 0 | 0 | 0 | 0 | 0 | 0 |
| Oeganda | 2 | 11 | 13 | 1 | 1 | 3 | 5 |

| | | | | | | | |
|---------|---|----|----|---|---|---|---|
| Somalië | 1 | 13 | 14 | 5 | 0 | 0 | 5 |
|---------|---|----|----|---|---|---|---|

| regio/nationaliteit | Immigratie | | | emigratie | | | |
|---------------------|-------------------|----------|--------|-------------------|----------|----------------|--------|
| | andere Belg. Gem. | buitenl. | Totaal | andere Belg. Gem. | buitenl. | Onbek. Bestem. | Totaal |

| | | | | | | | |
|----------------------|----------|-----------|-----------|----------|-----------|-----------|-----------|
| Tanzania | 2 | 11 | 13 | 1 | 3 | 3 | 7 |
| V.N. vluch. Ethiopië | 0 | 0 | 0 | 0 | 0 | 0 | 0 |
| V.N. vluch. Oeganda | 0 | 0 | 0 | 0 | 0 | 0 | 0 |
| V.N. vluch. Somalië | 0 | 0 | 0 | 1 | 0 | 0 | 1 |
| V.N. vluch. Soudan | 1 | 0 | 1 | 0 | 0 | 0 | 0 |
| Zambia | 0 | 3 | 3 | 0 | 0 | 11 | 11 |
| Oost-Afrika | 8 | 72 | 80 | 9 | 15 | 42 | 66 |

West-Afrika

| | | | | | | | |
|------------------------|-----------|------------|------------|-----------|----------|-----------|-----------|
| Benin | 0 | 2 | 2 | 0 | 0 | 1 | 1 |
| Burkina-Faso | 0 | 1 | 1 | 0 | 0 | 0 | 0 |
| Gaboen | 0 | 0 | 0 | 0 | 0 | 0 | 0 |
| Gambia | 0 | 2 | 2 | 0 | 0 | 0 | 0 |
| Ghana | 11 | 75 | 86 | 4 | 2 | 1 | 7 |
| Guinea | 1 | 3 | 4 | 0 | 0 | 1 | 1 |
| Ivoorkust | 5 | 1 | 6 | 2 | 1 | 0 | 3 |
| Kaapverdische Eilanden | 0 | 0 | 0 | 0 | 1 | 0 | 1 |
| Kameroen | 9 | 20 | 29 | 8 | 1 | 4 | 13 |
| Liberia | 0 | 2 | 2 | 1 | 0 | 0 | 1 |
| Mali | 0 | 0 | 0 | 0 | 1 | 0 | 1 |
| Mauritanië | 1 | 1 | 2 | 0 | 0 | 0 | 0 |
| Niger | 0 | 2 | 2 | 1 | 0 | 0 | 1 |
| Nigeria | 11 | 24 | 35 | 6 | 0 | 2 | 8 |
| Opper-Volta | 0 | 0 | 0 | 0 | 0 | 0 | 0 |
| Senegal | 1 | 4 | 5 | 0 | 0 | 1 | 1 |
| Sierra-Leone | 5 | 5 | 10 | 2 | 1 | 0 | 3 |
| Togo | 1 | 4 | 5 | 1 | 1 | 1 | 3 |
| V.N. vluch. Nigeria | 0 | 0 | 0 | 0 | 0 | 0 | 0 |
| West-Afrika | 45 | 146 | 191 | 25 | 8 | 11 | 44 |

Zuid-Afrika

| | | | | | | | |
|--------------------|----------|----------|----------|----------|----------|----------|----------|
| Angola | 0 | 1 | 1 | 0 | 0 | 0 | 0 |
| Botswana | 0 | 0 | 0 | 0 | 0 | 0 | 0 |
| Madagascar | 0 | 0 | 0 | 0 | 0 | 0 | 0 |
| Namibië | 0 | 0 | 0 | 0 | 0 | 1 | 1 |
| Swaziland | 0 | 0 | 0 | 0 | 0 | 0 | 0 |
| Zimbabwe | 0 | 1 | 1 | 0 | 2 | 1 | 3 |
| Zuid-Afrika | 2 | 3 | 5 | 1 | 1 | 3 | 5 |
| Zuid-Afrika | 2 | 5 | 7 | 1 | 3 | 5 | 9 |

| regio/nationaliteit | Immigratie | | | emigratie | | | |
|---------------------|-------------------|----------|--------|-------------------|----------|----------------|--------|
| | andere Belg. Gem. | buitenl. | Totaal | andere Belg. Gem. | buitenl. | Onbek. Bestem. | Totaal |

Centraal-Amerika

| | | | | | | | |
|-------------------------|----------|-----------|-----------|----------|----------|----------|-----------|
| Barbados | 0 | 0 | 0 | 0 | 0 | 0 | 0 |
| Costa Rica | 1 | 0 | 1 | 0 | 0 | 0 | 0 |
| Cuba | 0 | 5 | 5 | 2 | 0 | 1 | 3 |
| Dominica (Rep.) | 0 | 0 | 0 | 0 | 0 | 0 | 0 |
| Dominikaanse Rep. | 3 | 10 | 13 | 2 | 0 | 0 | 2 |
| El Salvador | 0 | 0 | 0 | 0 | 0 | 0 | 0 |
| Grenada | 0 | 0 | 0 | 0 | 0 | 0 | 0 |
| Guatemala | 1 | 1 | 2 | 1 | 0 | 0 | 1 |
| Haïti | 1 | 1 | 2 | 0 | 0 | 0 | 0 |
| Honduras | 0 | 3 | 3 | 0 | 1 | 0 | 1 |
| Jamaïca | 0 | 4 | 4 | 0 | 0 | 0 | 0 |
| Mexico | 1 | 5 | 6 | 3 | 1 | 4 | 8 |
| Nicaragua | 0 | 0 | 0 | 0 | 0 | 0 | 0 |
| Panama | 0 | 1 | 1 | 0 | 0 | 0 | 0 |
| Centraal-Amerika | 7 | 30 | 37 | 8 | 2 | 5 | 15 |

Noord-Amerika

| | | | | | | | |
|----------------------|----------|-----------|-----------|----------|-----------|----------|-----------|
| Canada | 3 | 10 | 13 | 0 | 7 | 2 | 9 |
| V.S.A. | 2 | 22 | 24 | 1 | 10 | 7 | 18 |
| Noord-Amerika | 5 | 32 | 37 | 1 | 17 | 9 | 27 |

Zuid-Amerika

| | | | | | | | |
|----------------------|-----------|-----------|-----------|-----------|----------|-----------|-----------|
| Argentinië | 0 | 1 | 1 | 2 | 0 | 0 | 2 |
| Bolivië | 3 | 6 | 9 | 0 | 2 | 3 | 5 |
| Brazilië | 3 | 10 | 13 | 3 | 2 | 7 | 12 |
| Chili | 1 | 4 | 5 | 1 | 0 | 3 | 4 |
| Columbia | 1 | 4 | 5 | 1 | 1 | 2 | 4 |
| Ecuador | 2 | 7 | 9 | 1 | 2 | 2 | 5 |
| Guyana | 0 | 0 | 0 | 0 | 0 | 0 | 0 |
| Paraguay | 1 | 0 | 1 | 0 | 0 | 0 | 0 |
| Peru | 1 | 5 | 6 | 0 | 0 | 2 | 2 |
| Suriname | 0 | 2 | 2 | 3 | 0 | 1 | 4 |
| Uruguay | 0 | 0 | 0 | 0 | 0 | 0 | 0 |
| V.N. vluch. Chili | 0 | 0 | 0 | 0 | 0 | 0 | 0 |
| V.N. vluch. Columbia | 0 | 0 | 0 | 0 | 0 | 0 | 0 |
| Venezuela | 2 | 2 | 4 | 2 | 0 | 1 | 3 |
| Zuid-Amerika | 14 | 41 | 55 | 13 | 7 | 21 | 41 |

| regio/nationaliteit | Immigratie | | | emigratie | | | |
|---------------------|-------------------|----------|--------|-------------------|----------|----------------|--------|
| | andere Belg. Gem. | buitenl. | Totaal | andere Belg. Gem. | buitenl. | Onbek. Bestem. | Totaal |

Centraal-Azië

| | | | | | | | |
|-------------------------|-----------|-----------|-----------|-----------|----------|----------|-----------|
| Afghanistan | 4 | 12 | 16 | 2 | 0 | 0 | 2 |
| Georgië | 0 | 3 | 3 | 0 | 0 | 0 | 0 |
| Kazachstan (Rep.) | 7 | 5 | 12 | 7 | 0 | 1 | 8 |
| Kirgistan (Rep.) | 3 | 1 | 4 | 5 | 0 | 1 | 6 |
| Nepal | 0 | 16 | 16 | 2 | 0 | 4 | 6 |
| Oezbekistan (Rep.) | 2 | 0 | 2 | 1 | 0 | 0 | 1 |
| V.N. vluch. Afghanistan | 0 | 0 | 0 | 1 | 0 | 0 | 1 |
| Centraal-Azië | 16 | 37 | 53 | 18 | 0 | 6 | 24 |

Midden-Oosten

| | | | | | | | |
|----------------------|------------|------------|------------|------------|-----------|-----------|------------|
| Armenië | 0 | 1 | 1 | 7 | 0 | 1 | 8 |
| Irak | 1 | 3 | 4 | 0 | 0 | 0 | 0 |
| Iran | 14 | 24 | 38 | 7 | 0 | 4 | 11 |
| Israël | 3 | 2 | 5 | 1 | 1 | 1 | 3 |
| Jemen (Arab. Rep.) | 0 | 0 | 0 | 0 | 0 | 0 | 0 |
| Jordanië | 1 | 3 | 4 | 1 | 0 | 2 | 3 |
| Libanon | 0 | 1 | 1 | 0 | 0 | 0 | 0 |
| Palestina | 1 | 2 | 3 | 0 | 0 | 2 | 2 |
| Qatar | 0 | 0 | 0 | 0 | 0 | 1 | 1 |
| Saoudi-Arabië | 0 | 0 | 0 | 0 | 0 | 0 | 0 |
| Syrië | 4 | 13 | 17 | 0 | 0 | 1 | 1 |
| Turkije | 124 | 435 | 559 | 111 | 44 | 59 | 214 |
| V.N. vluch. Armenië | 0 | 0 | 0 | 0 | 0 | 0 | 0 |
| V.N. vluch. Irak | 0 | 0 | 0 | 0 | 0 | 0 | 0 |
| V.N. vluch. Iran | 6 | 0 | 6 | 1 | 0 | 0 | 1 |
| V.N. vluch. Syrië | 0 | 0 | 0 | 0 | 0 | 0 | 0 |
| V.N. vluch. Turkije | 2 | 0 | 2 | 0 | 0 | 0 | 0 |
| Midden-Oosten | 156 | 484 | 640 | 128 | 45 | 71 | 244 |

Oost-Azië

| | | | | | | | |
|----------------------|-----------|-----------|------------|-----------|-----------|-----------|------------|
| China (Republiek) | 1 | 0 | 1 | 0 | 0 | 0 | 0 |
| China (Volksrep.) | 41 | 67 | 108 | 26 | 17 | 36 | 79 |
| China-Taiwan (rep) | 0 | 2 | 2 | 0 | 0 | 1 | 1 |
| Hong-Kong | 0 | 0 | 0 | 0 | 0 | 0 | 0 |
| Japan | 1 | 7 | 8 | 3 | 7 | 7 | 17 |
| Korea (rep.) | 1 | 2 | 3 | 1 | 1 | 7 | 9 |
| Mongolië (volksrep.) | 0 | 0 | 0 | 0 | 0 | 0 | 0 |
| Oost-Azië | 44 | 78 | 122 | 30 | 25 | 51 | 106 |

| regio/nationaliteit | Immigratie | | | emigratie | | | |
|---------------------|-------------------|----------|--------|-------------------|----------|----------------|--------|
| | andere Belg. Gem. | buitenl. | Totaal | andere Belg. Gem. | buitenl. | Onbek. Bestem. | Totaal |

Zuid-Azië

| | | | | | | | |
|-----------------------|-----------|------------|------------|-----------|-----------|-----------|-----------|
| Bangladesh | 1 | 9 | 10 | 2 | 3 | 4 | 9 |
| India | 2 | 58 | 60 | 3 | 10 | 4 | 17 |
| Malediven | 0 | 0 | 0 | 0 | 0 | 0 | 0 |
| Pakistan | 7 | 29 | 36 | 6 | 3 | 2 | 11 |
| Sri Lanka | 1 | 5 | 6 | 1 | 3 | 0 | 4 |
| V.N. vluch. China | 0 | 0 | 0 | 0 | 0 | 0 | 0 |
| V.N. vluch. India | 0 | 0 | 0 | 0 | 0 | 0 | 0 |
| V.N. vluch. Sri-Lanka | 0 | 0 | 0 | 0 | 0 | 0 | 0 |
| Zuid-Azië | 11 | 101 | 112 | 12 | 19 | 10 | 41 |

Zuidoost-Azië

| | | | | | | | |
|----------------------------|----------|-----------|-----------|-----------|-----------|-----------|-----------|
| Cambodja (Khmerische Rep.) | 0 | 1 | 1 | 0 | 0 | 0 | 0 |
| Filippijnen | 1 | 20 | 21 | 8 | 2 | 7 | 17 |
| Indonesië | 2 | 10 | 12 | 3 | 1 | 2 | 6 |
| Laos | 0 | 0 | 0 | 0 | 0 | 0 | 0 |
| Maleisië | 0 | 3 | 3 | 0 | 0 | 0 | 0 |
| Myanmar (ex-Birma) | 0 | 2 | 2 | 0 | 0 | 0 | 0 |
| Singapore | 0 | 1 | 1 | 0 | 0 | 0 | 0 |
| Thailand | 4 | 20 | 24 | 4 | 1 | 3 | 8 |
| V.N. vluch. Viëtnam | 0 | 0 | 0 | 0 | 0 | 0 | 0 |
| Viëtnam (soc. rep.) | 2 | 24 | 26 | 6 | 12 | 2 | 20 |
| Zuid-Viëtnam | 0 | 0 | 0 | 0 | 0 | 0 | 0 |
| Zuidoost-Azië | 9 | 81 | 90 | 21 | 16 | 14 | 51 |

E.U.

| | | | | | | | |
|------------------|----|----|----|----|----|----|----|
| Cyprus | 0 | 1 | 1 | 0 | 0 | 1 | 1 |
| Denemarken | 2 | 7 | 9 | 2 | 2 | 2 | 6 |
| Duitsland | 8 | 68 | 76 | 9 | 18 | 17 | 44 |
| Estland | 0 | 3 | 3 | 0 | 1 | 1 | 2 |
| Finland | 1 | 13 | 14 | 0 | 3 | 4 | 7 |
| Frankrijk | 27 | 66 | 93 | 30 | 22 | 43 | 95 |
| Griekenland | 7 | 24 | 31 | 9 | 5 | 18 | 32 |
| Groot-Brittannië | 11 | 31 | 42 | 19 | 11 | 11 | 41 |
| Hongarije | 2 | 16 | 18 | 2 | 9 | 27 | 38 |
| Ierland | 4 | 16 | 20 | 3 | 1 | 2 | 6 |
| Italië | 17 | 48 | 65 | 18 | 14 | 42 | 74 |
| Letland | 0 | 4 | 4 | 2 | 1 | 3 | 6 |
| Litouwen | 0 | 16 | 16 | 0 | 3 | 9 | 12 |

| regio/nationaliteit | Immigratie | | | emigratie | | | |
|----------------------|-------------------|-------------|-------------|-------------------|------------|----------------|------------|
| | andere Belg. Gem. | buitenl. | Totaal | andere Belg. Gem. | buitenl. | Onbek. Bestem. | Totaal |
| Luxemburg | 0 | 3 | 3 | 0 | 1 | 0 | 1 |
| Malta | 0 | 1 | 1 | 0 | 0 | 1 | 1 |
| Nederland | 60 | 234 | 294 | 67 | 84 | 32 | 183 |
| Oostenrijk | 0 | 8 | 8 | 0 | 2 | 2 | 4 |
| Polen | 14 | 161 | 175 | 12 | 37 | 63 | 112 |
| Portugal | 14 | 41 | 55 | 5 | 12 | 18 | 35 |
| Slovaakse Republiek | 72 | 190 | 262 | 5 | 5 | 25 | 35 |
| Slovenië | 0 | 3 | 3 | 0 | 0 | 3 | 3 |
| Spanje | 11 | 90 | 101 | 14 | 18 | 66 | 98 |
| Tsjechische Rep, | 3 | 44 | 47 | 2 | 5 | 18 | 25 |
| Tsjecho-Slowakije | 0 | 1 | 1 | 0 | 0 | 1 | 1 |
| V.N. vluch. Polen | 0 | 0 | 0 | 0 | 0 | 0 | 0 |
| V.N. vluch. Tsjechië | 0 | 0 | 0 | 0 | 0 | 0 | 0 |
| Zweden | 7 | 16 | 23 | 3 | 22 | 8 | 33 |
| E.U. | 260 | 1105 | 1365 | 202 | 276 | 417 | 895 |

Midden-Europa

| | | | | | | | |
|----------------------|----------|----------|----------|----------|----------|----------|----------|
| Zwitserland | 1 | 1 | 2 | 0 | 0 | 3 | 3 |
| Midden-Europa | 1 | 1 | 2 | 0 | 0 | 3 | 3 |

Noord-Europa

| | | | | | | | |
|---------------------|----------|----------|----------|----------|----------|----------|----------|
| IJsland | 0 | 1 | 1 | 0 | 0 | 0 | 0 |
| Noorwegen | 1 | 1 | 2 | 0 | 2 | 0 | 2 |
| Noord-Europa | 1 | 2 | 3 | 0 | 2 | 0 | 2 |

Oost-Europa

| | | | | | | | |
|--------------------------|------------|------------|------------|-----------|-----------|-----------|------------|
| Bielorusland | 4 | 2 | 6 | 2 | 0 | 0 | 2 |
| Bulgarije | 18 | 140 | 158 | 10 | 16 | 11 | 37 |
| Moldavië | 1 | 3 | 4 | 0 | 0 | 0 | 0 |
| Oekraïne | 6 | 11 | 17 | 5 | 3 | 6 | 14 |
| Roemenië | 7 | 32 | 39 | 5 | 10 | 5 | 20 |
| U.S.S.R | 48 | 24 | 72 | 21 | 6 | 4 | 31 |
| V.N. vluch. Bielorusland | 0 | 0 | 0 | 3 | 0 | 0 | 3 |
| V.N. vluch. Ghana | 0 | 0 | 0 | 0 | 0 | 0 | 0 |
| V.N. vluch. Hongarije | 0 | 0 | 0 | 0 | 0 | 0 | 0 |
| V.N. vluch. Roemenië | 0 | 0 | 0 | 0 | 0 | 0 | 0 |
| V.N. vluch. Rusland | 24 | 0 | 24 | 12 | 0 | 0 | 12 |
| Oost-Europa | 108 | 212 | 320 | 58 | 35 | 26 | 119 |

| regio/nationaliteit | Immigratie | | | emigratie | | | |
|---------------------|-------------------|----------|--------|-------------------|----------|----------------|--------|
| | andere Belg. Gem. | buitenl. | Totaal | andere Belg. Gem. | buitenl. | Onbek. Bestem. | Totaal |

Zuid-Europa

| | | | | | | | |
|---------------------------------|-----------|-----------|-----------|----------|----------|----------|-----------|
| Albanië | 8 | 6 | 14 | 3 | 0 | 2 | 5 |
| Bosnië-Herzegowina | 1 | 4 | 5 | 1 | 0 | 0 | 1 |
| Croatië (Rep.) | 0 | 3 | 3 | 0 | 1 | 0 | 1 |
| Joegoslavië | 2 | 1 | 3 | 0 | 0 | 0 | 0 |
| Joegoslavië (Servië-Montenegro) | 2 | 26 | 28 | 0 | 6 | 3 | 9 |
| Macedonië (Ex-Joegoslavische | 3 | 6 | 9 | 3 | 0 | 1 | 4 |
| San Marino | 0 | 0 | 0 | 0 | 0 | 0 | 0 |
| V.N. vluch. Albanië | 0 | 0 | 0 | 1 | 0 | 0 | 1 |
| V.N. vluch. Joegoslavië | 3 | 0 | 3 | 0 | 0 | 0 | 0 |
| Zuid-Europa | 19 | 46 | 65 | 8 | 7 | 6 | 21 |

Oceanië

| | | | | | | | |
|-------------------|----------|----------|----------|----------|----------|----------|----------|
| Australië | 1 | 1 | 2 | 1 | 2 | 1 | 4 |
| Nieuw-Zeeland | 1 | 2 | 3 | 0 | 0 | 0 | 0 |
| Papoea- N.-Guinea | 0 | 0 | 0 | 0 | 0 | 0 | 0 |
| Oceanië | 2 | 3 | 5 | 1 | 2 | 1 | 4 |

onbepaald

| | | | | | | | |
|--------------------------|------------|-------------|-------------|------------|------------|------------|-------------|
| onbepaalde nationaliteit | 3 | 0 | 3 | 2 | 0 | 0 | 2 |
| V.N. vluchteling | 9 | 1 | 10 | 4 | 0 | 0 | 4 |
| onbepaald | 12 | 1 | 13 | 6 | 0 | 0 | 6 |
| Totaal | 789 | 2658 | 3447 | 612 | 483 | 723 | 1818 |

6.6. Evolutie van de migraties van vreemdelingen per continent (nationaliteit)

| continent / | immigraties | | | emigraties | | | |
|-------------|-------------|------------|--------|------------|------------|----------|--------|
| jaar | binnenland | buitenland | totaal | binnenland | buitenland | onbekend | totaal |

Afrika

| | | | | | | | |
|-------------|------------|------------|------------|------------|-----------|-----------|------------|
| 1990 | 40 | 263 | 303 | 47 | 17 | 9 | 73 |
| 1991 | 58 | 215 | 273 | 63 | 8 | 129 | 200 |
| 1992 | 70 | 240 | 310 | 70 | 14 | 121 | 205 |
| 1993 | 64 | 218 | 282 | 68 | 18 | 317 | 403 |
| 1994 | 70 | 244 | 314 | 69 | 32 | 240 | 341 |
| 1995 | 88 | 175 | 263 | 73 | 41 | 86 | 200 |
| 1996 | 52 | 222 | 274 | 65 | 32 | 119 | 215 |
| 1997 | 82 | 220 | 302 | 57 | 26 | 98 | 181 |
| 1998 | 91 | 188 | 279 | 83 | 29 | 74 | 186 |
| 1999 | 118 | 206 | 324 | 95 | 39 | 61 | 195 |
| 2000 | 73 | 233 | 306 | 87 | 11 | 30 | 128 |
| 2001 | 70 | 295 | 365 | 85 | 36 | 126 | 247 |
| 2002 | 99 | 395 | 494 | 115 | 18 | 70 | 203 |
| 2003 | 139 | 368 | 507 | 95 | 32 | 109 | 236 |
| 2004 | 100 | 342 | 442 | 99 | 40 | 71 | 210 |
| 2005 | 124 | 404 | 528 | 106 | 30 | 83 | 219 |

Amerika

| | | | | | | | |
|-------------|-----------|------------|------------|-----------|-----------|-----------|-----------|
| 1990 | 1 | 9 | 10 | 4 | 5 | 7 | 16 |
| 1991 | 14 | 13 | 27 | 5 | 1 | 16 | 22 |
| 1992 | 19 | 82 | 101 | 25 | 28 | 23 | 76 |
| 1993 | 34 | 71 | 105 | 26 | 30 | 55 | 111 |
| 1994 | 37 | 94 | 131 | 34 | 29 | 51 | 114 |
| 1995 | 10 | 57 | 67 | 17 | 55 | 16 | 88 |
| 1996 | 20 | 72 | 92 | 14 | 18 | 39 | 71 |
| 1997 | 18 | 64 | 82 | 27 | 15 | 41 | 83 |
| 1998 | 27 | 66 | 93 | 17 | 22 | 25 | 64 |
| 1999 | 15 | 90 | 105 | 13 | 21 | 24 | 58 |
| 2000 | 26 | 92 | 118 | 19 | 19 | 10 | 48 |
| 2001 | 23 | 110 | 133 | 20 | 24 | 41 | 85 |
| 2002 | 13 | 115 | 128 | 29 | 26 | 23 | 78 |
| 2003 | 22 | 106 | 128 | 28 | 27 | 36 | 91 |
| 2004 | 30 | 114 | 144 | 24 | 33 | 30 | 87 |
| 2004 | 26 | 103 | 129 | 22 | 26 | 35 | 83 |

Azië

| | | | | | | | |
|-------------|------------|------------|-------------|------------|------------|------------|------------|
| 1990 | 145 | 296 | 441 | 110 | 29 | 21 | 160 |
| 1991 | 181 | 373 | 554 | 82 | 21 | 158 | 261 |
| 1992 | 136 | 331 | 467 | 111 | 36 | 69 | 216 |
| 1993 | 171 | 379 | 550 | 152 | 59 | 237 | 448 |
| 1994 | 141 | 570 | 711 | 151 | 34 | 235 | 420 |
| 1995 | 110 | 433 | 543 | 114 | 78 | 123 | 315 |
| 1996 | 154 | 358 | 512 | 142 | 50 | 168 | 360 |
| 1997 | 165 | 330 | 495 | 138 | 59 | 133 | 330 |
| 1998 | 118 | 387 | 505 | 109 | 53 | 84 | 246 |
| 1999 | 182 | 379 | 561 | 168 | 35 | 126 | 329 |
| 2000 | 161 | 465 | 626 | 139 | 52 | 71 | 262 |
| 2001 | 156 | 570 | 726 | 143 | 42 | 129 | 314 |
| 2002 | 175 | 727 | 902 | 146 | 62 | 128 | 336 |
| 2003 | 225 | 760 | 985 | 161 | 65 | 153 | 379 |
| 2004 | 232 | 680 | 912 | 224 | 80 | 151 | 455 |
| 2005 | 236 | 781 | 1017 | 209 | 105 | 152 | 466 |

| continent / | immigraties | | | emigraties | | | |
|-------------|-------------|------------|--------|------------|------------|----------|--------|
| jaar | binnenland | buitenland | totaal | binnenland | buitenland | onbekend | totaal |

Europa

| | | | | | | | |
|-------------|------------|-------------|-------------|------------|------------|------------|-------------|
| 1990 | 123 | 320 | 443 | 140 | 100 | 15 | 255 |
| 1991 | 113 | 287 | 400 | 156 | 115 | 98 | 369 |
| 1992 | 143 | 400 | 543 | 200 | 93 | 91 | 384 |
| 1993 | 187 | 336 | 523 | 180 | 156 | 150 | 486 |
| 1994 | 151 | 459 | 610 | 174 | 124 | 326 | 624 |
| 1995 | 197 | 673 | 870 | 196 | 349 | 154 | 699 |
| 1996 | 200 | 422 | 622 | 208 | 129 | 213 | 550 |
| 1997 | 189 | 558 | 747 | 193 | 132 | 262 | 587 |
| 1998 | 172 | 455 | 627 | 252 | 74 | 183 | 509 |
| 1999 | 264 | 831 | 1.095 | 230 | 211 | 294 | 735 |
| 2000 | 168 | 727 | 895 | 215 | 161 | 133 | 509 |
| 2001 | 212 | 761 | 973 | 240 | 187 | 401 | 828 |
| 2002 | 230 | 901 | 1131 | 222 | 227 | 443 | 892 |
| 2003 | 255 | 868 | 1123 | 234 | 195 | 455 | 884 |
| 2004 | 234 | 997 | 1231 | 268 | 273 | 546 | 1087 |
| 2005 | 389 | 1366 | 1755 | 268 | 320 | 452 | 1040 |

Oceanië

| | | | | | | | |
|-------------|----------|----------|----------|----------|----------|----------|----------|
| 1992 | 1 | 1 | 2 | 0 | 0 | 6 | 6 |
| 1993 | 0 | 2 | 2 | 0 | 1 | 1 | 2 |
| 1994 | 0 | 1 | 1 | 0 | 1 | 1 | 2 |
| 1995 | 2 | 1 | 3 | 0 | 1 | 1 | 2 |
| 1996 | 0 | 0 | 0 | 1 | 1 | 0 | 2 |
| 1997 | 0 | 5 | 5 | 1 | 0 | 0 | 1 |
| 1998 | 1 | 15 | 16 | 0 | 2 | 1 | 3 |
| 1999 | 0 | 6 | 6 | 0 | 6 | 3 | 9 |
| 2000 | 1 | 9 | 10 | 1 | 6 | 1 | 8 |
| 2001 | 1 | 4 | 5 | 0 | 6 | 1 | 7 |
| 2002 | 1 | 6 | 7 | 2 | 4 | 1 | 7 |
| 2003 | 3 | 5 | 8 | 0 | 4 | 3 | 7 |
| 2004 | 2 | 5 | 7 | 1 | 3 | 3 | 7 |
| 2005 | 2 | 3 | 5 | 1 | 2 | 1 | 4 |

Totaal

| | | | | | | | |
|-------------|------------|-------------|-------------|------------|------------|------------|-------------|
| 1990 | 320 | 905 | 1225 | 315 | 152 | 52 | 519 |
| 1991 | 383 | 920 | 1303 | 323 | 147 | 424 | 894 |
| 1992 | 369 | 1054 | 1423 | 407 | 171 | 310 | 888 |
| 1993 | 458 | 1017 | 1475 | 428 | 264 | 761 | 1453 |
| 1994 | 401 | 1413 | 1814 | 429 | 221 | 853 | 1503 |
| 1995 | 407 | 1339 | 1746 | 400 | 233 | 380 | 1013 |
| 1996 | 432 | 1075 | 1507 | 435 | 230 | 542 | 1207 |
| 1997 | 456 | 1180 | 1636 | 417 | 232 | 535 | 1184 |
| 1998 | 411 | 1111 | 1522 | 463 | 180 | 367 | 1010 |
| 1999 | 581 | 1515 | 2096 | 506 | 312 | 510 | 1328 |
| 2000 | 429 | 1527 | 1956 | 462 | 249 | 245 | 956 |
| 2001 | 465 | 1743 | 2208 | 490 | 295 | 702 | 1487 |
| 2002 | 518 | 2145 | 2663 | 516 | 337 | 665 | 1518 |
| 2003 | 645 | 2107 | 2752 | 518 | 324 | 756 | 1598 |
| 2004 | 606 | 2138 | 2744 | 620 | 429 | 802 | 1851 |
| 2005 | 789 | 2658 | 3447 | 612 | 483 | 723 | 1818 |

6.7. Evolutie van de immigraties uit buitenland van vreemdelingen per regio (nationaliteit)

| CONTINENT | REGIO | 1994 | 1995 | 1996 | 1997 | 1998 | 1999 | 2000 | 2001 | 2002 | 2003 | 2004 | 2005 |
|----------------------------|------------------|-------------|-------------|-------------|-------------|-------------|-------------|-------------|-------------|-------------|-------------|-------------|-------------|
| Afrika | Centraal-Afrika | 39 | 17 | 22 | 25 | 17 | 24 | 18 | 17 | 19 | 14 | 28 | 16 |
| | Maghreb | 96 | 70 | 74 | 78 | 62 | 70 | 84 | 116 | 147 | 127 | 125 | 148 |
| | Noord-Afrika | 4 | 17 | 13 | 9 | 6 | 9 | 12 | 16 | 16 | 14 | 16 | 12 |
| | Noordoost-Afrika | 2 | 0 | 1 | 1 | 1 | 4 | 1 | 3 | 4 | 2 | 3 | 5 |
| | Oost-Afrika | 30 | 22 | 42 | 38 | 28 | 37 | 38 | 35 | 54 | 72 | 50 | 72 |
| | West-Afrika | 60 | 33 | 49 | 42 | 54 | 50 | 62 | 90 | 145 | 131 | 110 | 146 |
| | Zuid-Afrika | 13 | 16 | 21 | 28 | 20 | 20 | 19 | 18 | 10 | 8 | 10 | 5 |
| Amerika | Centraal-Amerika | 23 | 22 | 26 | 12 | 21 | 37 | 26 | 34 | 32 | 23 | 33 | 30 |
| | Noord-Amerika | 25 | 6 | 17 | 13 | 20 | 26 | 19 | 25 | 24 | 36 | 24 | 32 |
| | Zuid-Amerika | 46 | 29 | 29 | 39 | 25 | 27 | 47 | 51 | 59 | 47 | 57 | 41 |
| Azië | Centraal-Azië | 7 | 3 | 1 | 1 | 4 | 7 | 9 | 12 | 22 | 19 | 33 | 37 |
| | Midden-Oosten | 383 | 254 | 200 | 168 | 264 | 226 | 307 | 398 | 495 | 514 | 415 | 484 |
| | Oost-Azië | 60 | 65 | 54 | 66 | 38 | 48 | 63 | 63 | 77 | 80 | 108 | 78 |
| | Zuid-Azië | 54 | 30 | 39 | 23 | 38 | 38 | 38 | 51 | 73 | 74 | 65 | 101 |
| | Zuidoost-Azië | 64 | 79 | 64 | 71 | 43 | 52 | 47 | 46 | 60 | 71 | 59 | 81 |
| Europa | E.G. | 347 | 395 | 322 | 433 | 336 | 390 | 508 | 448 | 461 | 492 | 847 | 1105 |
| | Midden-Europa | 1 | 1 | | 1 | 4 | 4 | 1 | 4 | 3 | 1 | 6 | 1 |
| | Noord-Europa | 36 | 7 | 3 | 45 | 2 | 30 | 44 | 43 | 71 | 54 | 4 | 2 |
| | Oost-Europa | 60 | 49 | 90 | 70 | 101 | 115 | 146 | 231 | 313 | 270 | 117 | 212 |
| | Zuid-Europa | 17 | 223 | 7 | 9 | 12 | 292 | 28 | 35 | 53 | 51 | 23 | 46 |
| Oceanië | Oceanië | 1 | 1 | 0 | 5 | 15 | 6 | 9 | 4 | 6 | 5 | 5 | 3 |
| overige | onbepaald | 45 | 0 | 1 | 3 | 0 | 3 | 1 | 3 | 1 | 2 | 0 | 1 |
| Aankomst buitenland | | 1413 | 1339 | 1075 | 1180 | 1111 | 1515 | 1527 | 1743 | 2145 | 2107 | 2138 | 2658 |

7. Gezinsamenstelling

7.1. Aantal gezinshoofden volgens burgerlijke stand en aantal kinderen - 2005

| Burg. Staat | geen | 1 | 2 | 3 | 4 | 5 | 6 | 7 | 8 | 9 | 10+ | Totaal |
|-----------------------------------|--------------|--------------|--------------|-------------|-------------|------------|-----------|-----------|----------|----------|----------|---------------|
| ongehuwde man | 18991 | 1235 | 709 | 109 | 22 | 5 | 3 | 0 | 0 | 0 | 0 | 21074 |
| ongehuwde vrouw | 12225 | 1565 | 677 | 132 | 42 | 7 | 3 | 1 | 0 | 0 | 0 | 14652 |
| Gehuwde man | 21803 | 8093 | 7510 | 3013 | 899 | 232 | 68 | 23 | 8 | 6 | 4 | 41659 |
| Gehuwde vrouw | 2165 | 1190 | 964 | 414 | 136 | 36 | 13 | 5 | 0 | 0 | 0 | 4923 |
| Man nietigverkl. Huwelijk | 37 | 4 | 5 | 3 | 0 | 1 | 0 | 0 | 0 | 0 | 0 | 50 |
| Vrouw nietigverkl. Huwelijk | 27 | 14 | 2 | 1 | 1 | 1 | 1 | 0 | 0 | 0 | 0 | 47 |
| Weduenaar | 2435 | 293 | 67 | 22 | 2 | 0 | 1 | 0 | 0 | 0 | 0 | 2820 |
| Weduwe | 10492 | 1158 | 221 | 62 | 23 | 6 | 2 | 2 | 0 | 0 | 0 | 11966 |
| Uit de echt gescheiden man | 6804 | 732 | 268 | 70 | 22 | 3 | 0 | 2 | 0 | 0 | 0 | 7901 |
| Uit de echt gescheiden vrouw | 5585 | 2075 | 1182 | 354 | 83 | 16 | 8 | 3 | 0 | 1 | 0 | 9307 |
| Man gescheiden van tafel en bed | 8 | 0 | 0 | 0 | 0 | 0 | 0 | 0 | 0 | 0 | 0 | 8 |
| Vrouw gescheiden van tafel en bed | 8 | 0 | 2 | 0 | 0 | 0 | 0 | 0 | 0 | 0 | 0 | 10 |
| verstoting | 3 | 1 | 1 | 0 | 0 | 0 | 0 | 0 | 0 | 0 | 0 | 5 |
| overige | 20 | 4 | 1 | 0 | 0 | 0 | 0 | 0 | 0 | 0 | 0 | 25 |
| Totaal aantal gezinnen | 80603 | 16364 | 11609 | 4180 | 1230 | 307 | 99 | 36 | 8 | 7 | 4 | 114447 |

7.2. Aantal gezinshoofden volgens aantal kinderen (evolutie)

| JAAR | 0 | 1 | 2 | 3 | 4 | 5 | 6 | 7 | 8 | 9 | 10 | 11+ | Totaal |
|------|-------|-------|-------|------|------|-----|-----|----|----|----|----|-----|--------|
| 1983 | 66894 | 18483 | 11866 | 4218 | 1480 | 520 | 186 | 75 | 22 | 10 | 7 | 1 | 103762 |
| 1984 | 67639 | 18601 | 11862 | 4141 | 1429 | 491 | 167 | 76 | 21 | 11 | 6 | 1 | 104445 |
| 1985 | 68365 | 18626 | 11818 | 4125 | 1357 | 464 | 169 | 74 | 17 | 13 | 6 | 0 | 105034 |
| 1986 | 69734 | 18612 | 11739 | 4054 | 1336 | 422 | 161 | 69 | 21 | 10 | 2 | 2 | 106162 |
| 1987 | 69801 | 18623 | 11685 | 3973 | 1316 | 417 | 151 | 59 | 25 | 10 | 1 | 2 | 106063 |
| 1988 | 69541 | 18618 | 11626 | 3929 | 1276 | 412 | 153 | 52 | 34 | 6 | 1 | 2 | 105650 |
| 1989 | 70197 | 18550 | 11617 | 3785 | 1244 | 419 | 151 | 52 | 33 | 9 | 2 | 2 | 106061 |
| 1990 | 71024 | 18554 | 11434 | 3742 | 1209 | 434 | 150 | 47 | 32 | 6 | 2 | 2 | 106636 |
| 1991 | 71444 | 18426 | 11322 | 3761 | 1198 | 415 | 146 | 47 | 34 | 6 | 2 | 2 | 106803 |
| 1992 | 71850 | 18188 | 11330 | 3775 | 1203 | 390 | 139 | 53 | 24 | 8 | 4 | 2 | 106966 |
| 1993 | 71643 | 17945 | 11421 | 3877 | 1266 | 414 | 136 | 58 | 27 | 6 | 4 | 3 | 106800 |
| 1994 | 71510 | 17702 | 11324 | 3920 | 1260 | 385 | 135 | 58 | 21 | 8 | 4 | 4 | 106331 |
| 1995 | 72410 | 17328 | 11282 | 3947 | 1251 | 387 | 136 | 48 | 24 | 8 | 5 | 2 | 106828 |
| 1996 | 72675 | 17086 | 11185 | 3994 | 1249 | 373 | 133 | 48 | 18 | 7 | 7 | 6 | 106781 |
| 1997 | 73333 | 16900 | 11113 | 3955 | 1235 | 394 | 132 | 39 | 24 | 5 | 5 | 4 | 107139 |
| 1998 | 74252 | 16630 | 11147 | 3952 | 1206 | 381 | 123 | 44 | 18 | 5 | 5 | 5 | 107768 |
| 1999 | 75003 | 16513 | 11147 | 3961 | 1203 | 362 | 121 | 53 | 11 | 6 | 3 | 5 | 108388 |
| 2000 | 75782 | 16258 | 11144 | 4074 | 1168 | 355 | 117 | 43 | 16 | 5 | 4 | 4 | 108970 |
| 2001 | 76776 | 16140 | 11225 | 4094 | 1193 | 347 | 123 | 33 | 14 | 5 | 1 | 5 | 109956 |
| 2002 | 78054 | 16053 | 11293 | 4145 | 1209 | 336 | 110 | 39 | 10 | 6 | 4 | 2 | 111261 |
| 2003 | 79075 | 16127 | 11338 | 4149 | 1193 | 322 | 112 | 34 | 9 | 2 | 6 | 1 | 112368 |
| 2004 | 79885 | 16211 | 11416 | 4186 | 1189 | 310 | 117 | 36 | 6 | 5 | 3 | 1 | 113365 |
| 2005 | 80603 | 16364 | 11609 | 4180 | 1230 | 307 | 99 | 36 | 8 | 7 | 3 | 1 | 114447 |

7.3. Aantal gezinshoofden volgens gezinsgrootte (evolutie)

| JAAR | 1 | 2 | 3 | 4 | 5 | 6 | 7 | 8 | 9 | 10+ |
|-------------|--------------|--------------|--------------|--------------|-------------|-------------|------------|------------|-----------|-----------|
| 1983 | 37326 | 31603 | 18466 | 11536 | 4331 | 1624 | 604 | 223 | 75 | 67 |
| 1984 | 38285 | 31555 | 16499 | 11430 | 4248 | 1561 | 561 | 198 | 89 | 60 |
| 1985 | 39014 | 31715 | 16392 | 11357 | 4228 | 1493 | 525 | 205 | 87 | 58 |
| 1986 | 40631 | 31549 | 16417 | 11179 | 4153 | 1440 | 487 | 210 | 80 | 55 |
| 1987 | 40831 | 31543 | 16346 | 11104 | 4020 | 1438 | 489 | 187 | 72 | 61 |
| 1988 | 40771 | 31537 | 16251 | 10920 | 4008 | 1379 | 498 | 176 | 66 | 65 |
| 1989 | 41263 | 31776 | 16093 | 10906 | 3868 | 1347 | 510 | 168 | 77 | 70 |
| 1990 | 41846 | 32144 | 15916 | 10820 | 3788 | 1295 | 503 | 175 | 82 | 83 |
| 1991 | 42205 | 32181 | 15757 | 10756 | 3789 | 1261 | 517 | 181 | 79 | 90 |
| 1992 | 42498 | 32317 | 15538 | 10688 | 3782 | 1322 | 464 | 181 | 85 | 91 |
| 1993 | 42676 | 32593 | 15114 | 10492 | 3789 | 1304 | 469 | 177 | 90 | 96 |
| 1994 | 42541 | 32672 | 14885 | 10383 | 3751 | 1281 | 443 | 185 | 94 | 96 |
| 1995 | 42498 | 32486 | 14575 | 10294 | 3763 | 1272 | 438 | 201 | 86 | 103 |
| 1996 | 42520 | 32538 | 14209 | 10198 | 3781 | 1265 | 432 | 196 | 88 | 100 |
| 1997 | 44903 | 32414 | 13949 | 10068 | 3752 | 1251 | 459 | 160 | 79 | 100 |
| 1998 | 46624 | 32276 | 13757 | 9981 | 3710 | 1240 | 453 | 177 | 85 | 85 |
| 1999 | 46898 | 32232 | 13565 | 9906 | 3755 | 1224 | 446 | 193 | 98 | 71 |
| 2000 | 47692 | 32098 | 13413 | 9935 | 3808 | 1213 | 466 | 179 | 87 | 79 |
| 2001 | 48184 | 32668 | 13236 | 9974 | 3824 | 1247 | 474 | 196 | 86 | 67 |
| 2002 | 49237 | 32963 | 13112 | 9982 | 3852 | 1282 | 471 | 208 | 80 | 74 |
| 2003 | 50022 | 33355 | 13065 | 9916 | 3885 | 1302 | 483 | 196 | 83 | 61 |
| 2004 | 50757 | 33366 | 13259 | 9976 | 3836 | 1350 | 476 | 205 | 72 | 68 |
| 2006 | 51629 | 33429 | 13318 | 10012 | 3874 | 1359 | 476 | 207 | 77 | 66 |

noot : De personen verblijvende in een gemeenschap zijn in het cijfer van de alleenstaanden inbegrepen. Dit betreft 3431 personen.

8. Bevolking per statistische sector (31/12/2005)

8.1. Bevolkingssamenstelling per statistische sector. Belgen en vreemdelingen

| Sector | Belgen | | | Vreemdelingen | | | Totaal | | |
|-----------------------------|--------|------|--------|---------------|-----|--------|--------|------|--------|
| | M | V | Totaal | M | V | Totaal | M | V | Totaal |
| A00 Kuip | 378 | 368 | 746 | 48 | 41 | 89 | 426 | 409 | 835 |
| A01 Sint - Jacobs | 1087 | 1131 | 2218 | 143 | 103 | 246 | 1230 | 1234 | 2464 |
| A02 Kouter | 407 | 454 | 861 | 47 | 30 | 77 | 454 | 484 | 938 |
| A03 Patershol | 431 | 421 | 852 | 46 | 38 | 84 | 477 | 459 | 936 |
| A040 Briel | 879 | 1194 | 2073 | 83 | 72 | 155 | 962 | 1266 | 2228 |
| A05 Begijnhofdries | 1431 | 1260 | 2691 | 135 | 120 | 255 | 1566 | 1380 | 2946 |
| A10 Sint - Macharius | 1078 | 1135 | 2213 | 192 | 161 | 353 | 1270 | 1296 | 2566 |
| A13 Heernis | 1368 | 1322 | 2690 | 150 | 146 | 296 | 1518 | 1468 | 2986 |
| A20 Gent - Centrum - Zuid | 827 | 773 | 1600 | 139 | 98 | 237 | 966 | 871 | 1837 |
| A21 Visserij | 241 | 259 | 500 | 13 | 16 | 29 | 254 | 275 | 529 |
| A221 Brusselse Poort | 754 | 850 | 1604 | 112 | 80 | 192 | 866 | 930 | 1796 |
| A23 Zuidpark | 759 | 886 | 1645 | 50 | 51 | 101 | 809 | 937 | 1746 |
| A24 Dierentuin | 1268 | 1305 | 2573 | 97 | 81 | 178 | 1365 | 1386 | 2751 |
| A31 Nederkouter | 575 | 581 | 1156 | 57 | 51 | 108 | 632 | 632 | 1264 |
| A321 Sint - Pieters | 757 | 746 | 1503 | 194 | 175 | 369 | 951 | 921 | 1872 |
| A33 Heuvelpoort | 1349 | 1289 | 2638 | 137 | 106 | 243 | 1486 | 1395 | 2881 |
| A342 Citadelpark | 236 | 313 | 549 | 27 | 22 | 49 | 263 | 335 | 598 |
| A35 Station | 2064 | 2121 | 4185 | 150 | 142 | 292 | 2214 | 2263 | 4477 |
| A40 Ganzendries | 1059 | 1257 | 2316 | 44 | 57 | 101 | 1103 | 1314 | 2417 |
| A410 Patijntje | 479 | 581 | 1060 | 22 | 24 | 46 | 501 | 605 | 1106 |
| A42 Neermeersen | 821 | 1253 | 2074 | 82 | 84 | 166 | 903 | 1337 | 2240 |
| A45 Groene Vallei | 480 | 546 | 1026 | 21 | 21 | 42 | 501 | 567 | 1068 |
| A46 Blaarmeersen | 32 | 26 | 58 | 1 | 0 | 1 | 33 | 26 | 59 |
| A50 Drongensteenweg | 1683 | 1755 | 3438 | 344 | 318 | 662 | 2027 | 2073 | 4100 |
| A51 Malem | 374 | 493 | 867 | 24 | 31 | 55 | 398 | 524 | 922 |
| A521 Brugse Poort | 1760 | 1935 | 3695 | 174 | 160 | 334 | 1934 | 2095 | 4029 |
| A531 Rooigem | 1460 | 1434 | 2894 | 288 | 276 | 564 | 1748 | 1710 | 3458 |
| A542 Groendreef | 882 | 825 | 1707 | 222 | 207 | 429 | 1104 | 1032 | 2136 |
| A60 Voormuide | 553 | 538 | 1091 | 171 | 175 | 346 | 724 | 713 | 1437 |
| A62 Ham | 1029 | 952 | 1981 | 191 | 195 | 386 | 1220 | 1147 | 2367 |
| A63 Tolhuis | 1511 | 1407 | 2918 | 448 | 395 | 843 | 1959 | 1802 | 3761 |
| A64 Blaisantvest | 556 | 497 | 1053 | 128 | 151 | 279 | 684 | 648 | 1332 |
| A711 Ekkerghem | 1098 | 949 | 2047 | 79 | 49 | 128 | 1177 | 998 | 2175 |
| A722 Bijloke | 995 | 1206 | 2201 | 53 | 57 | 110 | 1048 | 1263 | 2311 |
| A731 Galgenberg | 1115 | 1042 | 2157 | 115 | 119 | 234 | 1230 | 1161 | 2391 |
| A742 Pekelharing | 626 | 576 | 1202 | 67 | 65 | 132 | 693 | 641 | 1334 |
| A801 Wondelgemstraat | 1422 | 1387 | 2809 | 454 | 430 | 884 | 1876 | 1817 | 3693 |
| A812 Rabot | 560 | 623 | 1183 | 120 | 105 | 225 | 680 | 728 | 1408 |
| A873 Rabot Station | 441 | 627 | 1068 | 42 | 37 | 79 | 483 | 664 | 1147 |
| B12 Over de Meersstraat | 83 | 77 | 160 | 2 | 1 | 3 | 85 | 78 | 163 |
| B301 Sint - Pieters - Aalst | 973 | 1130 | 2103 | 167 | 132 | 299 | 1140 | 1262 | 2402 |
| B312 De Smet - De Naeyer | 368 | 374 | 742 | 20 | 22 | 42 | 388 | 396 | 784 |
| B321 Kauwplein | 965 | 954 | 1919 | 97 | 65 | 162 | 1062 | 1019 | 2081 |
| B331 De Sterre | 401 | 420 | 821 | 17 | 26 | 43 | 418 | 446 | 864 |
| B342 Rekencentrum | 13 | 8 | 21 | 2 | 1 | 3 | 15 | 9 | 24 |
| B354 Aaigem | 567 | 629 | 1196 | 31 | 29 | 60 | 598 | 658 | 1256 |

| Sector | Belgen | | | Vreemdelingen | | | Totaal | | |
|-----------------------------|--------|------|--------|---------------|-----|--------|--------|------|--------|
| | M | V | Totaal | M | V | Totaal | M | V | Totaal |
| B411 Ottergemse Dries | 601 | 605 | 1206 | 149 | 118 | 267 | 750 | 723 | 1473 |
| B422 Akademisch Ziekenhuis | 18 | 19 | 37 | 1 | 1 | 2 | 19 | 20 | 39 |
| B433 Steenakker | 1090 | 1188 | 2278 | 117 | 138 | 255 | 1207 | 1326 | 2533 |
| B443 Nieuw Gent | 1374 | 1711 | 3085 | 236 | 237 | 473 | 1610 | 1948 | 3558 |
| B452 Sint - Alois | 58 | 49 | 107 | 0 | 2 | 2 | 58 | 51 | 109 |
| B472 Groothandelsmarkt | 49 | 40 | 89 | 1 | 0 | 1 | 50 | 40 | 90 |
| C710 Afrikalaan | 359 | 307 | 666 | 78 | 98 | 176 | 437 | 405 | 842 |
| C72 Muidebrug | 421 | 427 | 848 | 93 | 99 | 192 | 514 | 526 | 1040 |
| C800 Muide | 893 | 805 | 1698 | 149 | 151 | 300 | 1042 | 956 | 1998 |
| C811 Meulestede | 696 | 748 | 1444 | 81 | 57 | 138 | 777 | 805 | 1582 |
| C832 Port Arthur | 1 | 1 | 2 | 0 | 0 | 0 | 1 | 1 | 2 |
| C870 Darsen | 7 | 3 | 10 | 1 | 0 | 1 | 8 | 3 | 11 |
| D001 Oostakker Centrum | 1165 | 1328 | 2493 | 13 | 9 | 22 | 1178 | 1337 | 2515 |
| D012 Wittewalle | 547 | 534 | 1081 | 12 | 9 | 21 | 559 | 543 | 1102 |
| D023 Mager Goed | 977 | 1041 | 2018 | 18 | 10 | 28 | 995 | 1051 | 2046 |
| D032 Walput | 269 | 273 | 542 | 4 | 3 | 7 | 273 | 276 | 549 |
| D084 Drie Zwaantjes | 93 | 81 | 174 | 2 | 1 | 3 | 95 | 82 | 177 |
| D091 Oostakkerveld | 45 | 44 | 89 | 0 | 0 | 0 | 45 | 44 | 89 |
| D10 Lourdes | 1474 | 1561 | 3035 | 27 | 16 | 43 | 1501 | 1577 | 3078 |
| D181 Krijte | 292 | 273 | 565 | 11 | 9 | 20 | 303 | 282 | 585 |
| D190 Schansakker | 518 | 525 | 1043 | 4 | 7 | 11 | 522 | 532 | 1054 |
| D212 Goedlevenstraat | 163 | 172 | 335 | 11 | 7 | 18 | 174 | 179 | 353 |
| D41 J.F. Kennedylaan | 299 | 311 | 610 | 11 | 12 | 23 | 310 | 323 | 633 |
| D471 Texaco | 2 | 1 | 3 | 0 | 0 | 0 | 2 | 1 | 3 |
| D50 Desteldonk - Dorp | 404 | 377 | 781 | 2 | 4 | 6 | 406 | 381 | 787 |
| D58 Zaffelare | 13 | 18 | 31 | 0 | 0 | 0 | 13 | 18 | 31 |
| D59 Desteldonk - Verspr. | 5 | 5 | 10 | 1 | 0 | 1 | 6 | 5 | 11 |
| D60 Sint - Kruis - Winkel | 559 | 569 | 1128 | 4 | 6 | 10 | 563 | 575 | 1138 |
| D610 Ter Donk | 21 | 15 | 36 | 0 | 0 | 0 | 21 | 15 | 36 |
| D670 Rodenhuize | 1 | 0 | 1 | 0 | 0 | 0 | 1 | 0 | 1 |
| D69 Mendonk | 116 | 103 | 219 | 3 | 3 | 6 | 119 | 106 | 225 |
| D77 Rostijne | 1 | 1 | 2 | 0 | 0 | 0 | 1 | 1 | 2 |
| E00 Sint - Amandsberg Centr | 1161 | 1183 | 2344 | 163 | 177 | 340 | 1324 | 1360 | 2684 |
| E01 Sint - Baafskouter | 972 | 1077 | 2049 | 61 | 38 | 99 | 1033 | 1115 | 2148 |
| E021 Groot Begijnhof | 1233 | 1416 | 2649 | 183 | 172 | 355 | 1416 | 1588 | 3004 |
| E031 Syngemkouter | 2110 | 2265 | 4375 | 66 | 58 | 124 | 2176 | 2323 | 4499 |
| E042 Scheldestraat | 1983 | 2036 | 4019 | 152 | 162 | 314 | 2135 | 2198 | 4333 |
| E052 Rozebroeken | 626 | 742 | 1368 | 19 | 22 | 41 | 645 | 764 | 1409 |
| E10 Westveld - Kern | 980 | 1312 | 2292 | 22 | 17 | 39 | 1002 | 1329 | 2331 |
| E19 Westveld - Verspr. bew. | 20 | 20 | 40 | 0 | 0 | 0 | 20 | 20 | 40 |
| E201 Oude Bareel - Kern | 396 | 415 | 811 | 13 | 7 | 20 | 409 | 422 | 831 |
| E222 Achtendries | 515 | 515 | 1030 | 15 | 9 | 24 | 530 | 524 | 1054 |
| E283 Voordestraat | 25 | 14 | 39 | 0 | 1 | 1 | 25 | 15 | 40 |
| E29 Oude Bareel | 455 | 415 | 870 | 7 | 3 | 10 | 462 | 418 | 880 |
| E31 Scheldeoord | 329 | 426 | 755 | 42 | 46 | 88 | 371 | 472 | 843 |
| E32 Dampoort | 1075 | 1080 | 2155 | 228 | 208 | 436 | 1303 | 1288 | 2591 |
| E331 Sint - Bernadette | 688 | 726 | 1414 | 19 | 27 | 46 | 707 | 753 | 1460 |
| F001 Gentbrugge - Centrum | 1440 | 1559 | 2999 | 59 | 55 | 114 | 1499 | 1614 | 3113 |
| F01 Dries | 1587 | 1731 | 3318 | 26 | 36 | 62 | 1613 | 1767 | 3380 |

| Sector | Belgen | | | Vreemdelingen | | | Totaal | | |
|-----------------------------|--------|------|--------|---------------|-----|--------|--------|------|--------|
| | M | V | Totaal | M | V | Totaal | M | V | Totaal |
| F072 Trekweg | 119 | 117 | 236 | 5 | 3 | 8 | 124 | 120 | 244 |
| F091 Zwarte Fles | 2 | 1 | 3 | 0 | 0 | 0 | 2 | 1 | 3 |
| F110 Sportplein | 1693 | 1847 | 3540 | 66 | 54 | 120 | 1759 | 1901 | 3660 |
| F121 Vogelhoek | 1765 | 1829 | 3594 | 48 | 58 | 106 | 1813 | 1887 | 3700 |
| F132 Coninxdonk | 130 | 131 | 261 | 1 | 4 | 5 | 131 | 135 | 266 |
| F172 Arsenaal | 2 | 2 | 4 | 0 | 0 | 0 | 2 | 2 | 4 |
| G00 Ledeberg - Centrum | 2138 | 2130 | 4268 | 398 | 416 | 814 | 2536 | 2546 | 5082 |
| G01 Flora | 425 | 436 | 861 | 52 | 50 | 102 | 477 | 486 | 963 |
| G022 Keizerspark | 71 | 78 | 149 | 10 | 7 | 17 | 81 | 85 | 166 |
| G031 Eindeke | 485 | 497 | 982 | 68 | 47 | 115 | 553 | 544 | 1097 |
| G042 Belle Vue | 379 | 445 | 824 | 63 | 45 | 108 | 442 | 490 | 932 |
| G101 L. Vanhouttebuurt | 1485 | 1613 | 3098 | 87 | 92 | 179 | 1572 | 1705 | 3277 |
| G112 De Naeydreef | 469 | 546 | 1015 | 68 | 54 | 122 | 537 | 600 | 1137 |
| G123 Moscou | 76 | 88 | 164 | 2 | 1 | 3 | 78 | 89 | 167 |
| G200 Merelbeke Station | 560 | 561 | 1121 | 20 | 28 | 48 | 580 | 589 | 1169 |
| H001 Zwijnaarde - Centrum | 1079 | 1142 | 2221 | 16 | 17 | 33 | 1095 | 1159 | 2254 |
| H01 Roosken | 249 | 278 | 527 | 6 | 4 | 10 | 255 | 282 | 537 |
| H020 Hutsepot | 141 | 135 | 276 | 7 | 3 | 10 | 148 | 138 | 286 |
| H032 Universiteit | 1 | 1 | 2 | 0 | 0 | 0 | 1 | 1 | 2 |
| H042 T Schaarken | 573 | 609 | 1182 | 17 | 13 | 30 | 590 | 622 | 1212 |
| H053 Ter Linden | 520 | 572 | 1092 | 8 | 9 | 17 | 528 | 581 | 1109 |
| H091 Zonneput | 137 | 152 | 289 | 2 | 5 | 7 | 139 | 157 | 296 |
| H111 Kon. Leopoldstraat | 67 | 66 | 133 | 3 | 4 | 7 | 70 | 70 | 140 |
| H171 Zwijnaarde - Industrie | 50 | 53 | 103 | 2 | 0 | 2 | 52 | 53 | 105 |
| H196 Maaltepark | 12 | 9 | 21 | 0 | 1 | 1 | 12 | 10 | 22 |
| H210 Rijvissche | 144 | 142 | 286 | 4 | 1 | 5 | 148 | 143 | 291 |
| H220 Paolalaan | 52 | 46 | 98 | 0 | 0 | 0 | 52 | 46 | 98 |
| H310 Klosse | 80 | 75 | 155 | 0 | 0 | 0 | 80 | 75 | 155 |
| H325 Hoedjen | 124 | 110 | 234 | 1 | 2 | 3 | 125 | 112 | 237 |
| H394 Nieuwgoed | 61 | 55 | 116 | 0 | 0 | 0 | 61 | 55 | 116 |
| J00 Sint - Denijs - Westrem | 736 | 921 | 1657 | 24 | 21 | 45 | 760 | 942 | 1702 |
| J010 Drie Sleutels | 535 | 586 | 1121 | 9 | 12 | 21 | 544 | 598 | 1142 |
| J022 Vierschaar | 181 | 189 | 370 | 3 | 0 | 3 | 184 | 189 | 373 |
| J081 Puttenhove | 39 | 32 | 71 | 0 | 0 | 0 | 39 | 32 | 71 |
| J091 Rosdam | 39 | 32 | 71 | 2 | 0 | 2 | 41 | 32 | 73 |
| J100 Maalte | 307 | 386 | 693 | 16 | 10 | 26 | 323 | 396 | 719 |
| J11 Steenaarde | 490 | 532 | 1022 | 14 | 11 | 25 | 504 | 543 | 1047 |
| J172 Bugten | 24 | 25 | 49 | 0 | 0 | 0 | 24 | 25 | 49 |
| J197 Maria Middelaes | 1 | 15 | 16 | 1 | 2 | 3 | 2 | 17 | 19 |
| J200 Afsnee - Centrum | 198 | 215 | 413 | 4 | 4 | 8 | 202 | 219 | 421 |
| J280 Kouter (Sint - Denijs) | 119 | 127 | 246 | 1 | 4 | 5 | 120 | 131 | 251 |
| J290 Goedinge | 39 | 45 | 84 | 0 | 0 | 0 | 39 | 45 | 84 |
| K001 Drongen Dorp | 216 | 234 | 450 | 5 | 5 | 10 | 221 | 239 | 460 |
| K011 Eikendreef | 317 | 330 | 647 | 12 | 14 | 26 | 329 | 344 | 673 |
| K022 Oude Abdij | 181 | 180 | 361 | 1 | 0 | 1 | 182 | 180 | 362 |
| K10 Baarle Dorp | 205 | 283 | 488 | 2 | 4 | 6 | 207 | 287 | 494 |
| K11 Noordhout | 108 | 102 | 210 | 0 | 1 | 1 | 108 | 103 | 211 |
| K12 Baarlevelde | 82 | 77 | 159 | 1 | 0 | 1 | 83 | 77 | 160 |
| K132 Gaverland | 370 | 408 | 778 | 3 | 5 | 8 | 373 | 413 | 786 |

| Sector | Belgen | | | Vreemdelingen | | | Totaal | | |
|--------------------------------|--------|------|--------|---------------|-----|--------|--------|------|--------|
| | M | V | Totaal | M | V | Totaal | M | V | Totaal |
| K143 Ter Rivieren | 286 | 276 | 562 | 4 | 7 | 11 | 290 | 283 | 573 |
| K171 Drongen - Industriepark | 57 | 66 | 123 | 0 | 0 | 0 | 57 | 66 | 123 |
| K180 Blauwpoort | 26 | 24 | 50 | 0 | 1 | 1 | 26 | 25 | 51 |
| K191 Vierlinden | 103 | 92 | 195 | 0 | 0 | 0 | 103 | 92 | 195 |
| K201 Luchteren | 292 | 312 | 604 | 1 | 0 | 1 | 293 | 312 | 605 |
| K21 Halewijn | 95 | 89 | 184 | 2 | 1 | 3 | 97 | 90 | 187 |
| K220 Slindonk | 35 | 34 | 69 | 0 | 0 | 0 | 35 | 34 | 69 |
| K232 Campagne | 564 | 522 | 1086 | 9 | 7 | 16 | 573 | 529 | 1102 |
| K28 Kraaiaarde | 86 | 99 | 185 | 0 | 1 | 1 | 86 | 100 | 186 |
| K291 Helsendries | 288 | 276 | 564 | 2 | 2 | 4 | 290 | 278 | 568 |
| K392 Heie | 182 | 162 | 344 | 1 | 0 | 1 | 183 | 162 | 345 |
| K40 Drie Leien | 291 | 276 | 567 | 10 | 6 | 16 | 301 | 282 | 583 |
| K48 De Karper | 40 | 41 | 81 | 0 | 0 | 0 | 40 | 41 | 81 |
| K49 Assels | 72 | 72 | 144 | 0 | 2 | 2 | 72 | 74 | 146 |
| K512 Mijlpaal | 481 | 501 | 982 | 6 | 4 | 10 | 487 | 505 | 992 |
| K523 Paradijkskouter | 320 | 359 | 679 | 16 | 10 | 26 | 336 | 369 | 705 |
| K534 Hoogland | 249 | 254 | 503 | 5 | 2 | 7 | 254 | 256 | 510 |
| K543 De Roos | 159 | 151 | 310 | 0 | 2 | 2 | 159 | 153 | 312 |
| K613 Oude Wee | 649 | 626 | 1275 | 8 | 2 | 10 | 657 | 628 | 1285 |
| K622 Heilig Huizeken | 279 | 292 | 571 | 9 | 3 | 12 | 288 | 295 | 583 |
| K630 Varendries | 185 | 221 | 406 | 2 | 2 | 4 | 187 | 223 | 410 |
| K632 Keuzestraat | 57 | 68 | 125 | 1 | 0 | 1 | 58 | 68 | 126 |
| K682 Wafelijzer | 3 | 2 | 5 | 0 | 0 | 0 | 3 | 2 | 5 |
| K691 Prinsenhof | 28 | 22 | 50 | 0 | 0 | 0 | 28 | 22 | 50 |
| L00 Mariakerke Centrum | 1000 | 1099 | 2099 | 25 | 23 | 48 | 1025 | 1122 | 2147 |
| L011 Kolegem | 1427 | 1593 | 3020 | 50 | 50 | 100 | 1477 | 1643 | 3120 |
| L02 Kerkwijk | 739 | 776 | 1515 | 20 | 11 | 31 | 759 | 787 | 1546 |
| L03 Brug Zuidwest | 140 | 138 | 278 | 1 | 1 | 2 | 141 | 139 | 280 |
| L04 Brug Zuidoost | 150 | 152 | 302 | 6 | 6 | 12 | 156 | 158 | 314 |
| L051 Vijfhoek | 957 | 978 | 1935 | 19 | 10 | 29 | 976 | 988 | 1964 |
| L072 Lieve (Mariakerke) | 10 | 6 | 16 | 0 | 0 | 0 | 10 | 6 | 16 |
| L09 Mariakerke - Verspreide | 218 | 264 | 482 | 6 | 4 | 10 | 224 | 268 | 492 |
| L112 Maeswal | 497 | 536 | 1033 | 21 | 14 | 35 | 518 | 550 | 1068 |
| L121 Rustoord | 1512 | 1443 | 2955 | 207 | 210 | 417 | 1719 | 1653 | 3372 |
| L30 Beekstraat - Kouter | 580 | 567 | 1147 | 8 | 2 | 10 | 588 | 569 | 1157 |
| M00 Wondelgem Centrum | 886 | 983 | 1869 | 27 | 25 | 52 | 913 | 1008 | 1921 |
| M01 Westergem | 996 | 1052 | 2048 | 28 | 29 | 57 | 1024 | 1081 | 2105 |
| M020 Kouterken (Wondelgem) | 1753 | 1752 | 3505 | 31 | 24 | 55 | 1784 | 1776 | 3560 |
| M03 Woestijnegoed - Molenhoek | 1176 | 1296 | 2472 | 44 | 41 | 85 | 1220 | 1337 | 2557 |
| M040 Gavers (Wondelgem) | 727 | 767 | 1494 | 12 | 12 | 24 | 739 | 779 | 1518 |
| M052 Houtjen | 225 | 200 | 425 | 14 | 11 | 25 | 239 | 211 | 450 |
| M080 Lieve - Noord (Wondelgem) | 36 | 37 | 73 | 1 | 1 | 2 | 37 | 38 | 75 |
| M102 Van Bevereplein | 2106 | 2343 | 4449 | 249 | 237 | 486 | 2355 | 2580 | 4935 |
| M112 Steengoed | 323 | 361 | 684 | 4 | 4 | 8 | 327 | 365 | 692 |
| M173 Oude Lieve (Wondelgem) | 49 | 43 | 92 | 7 | 9 | 16 | 56 | 52 | 108 |
| M27 Wissenhagestraat | 51 | 47 | 98 | 4 | 5 | 9 | 55 | 52 | 107 |
| M37 Wondelgemse Meersen | 595 | 544 | 1139 | 45 | 26 | 71 | 640 | 570 | 1210 |
| M472 Langerbrugge | 89 | 83 | 172 | 0 | 2 | 2 | 89 | 85 | 174 |
| M49 Pachtgoed | 2 | 2 | 4 | 2 | 0 | 2 | 4 | 2 | 6 |
| M57 Rieme | 0 | 3 | 3 | 1 | 0 | 1 | 1 | 3 | 4 |

8.2. Bevolkingssamenstelling per statistische sector. evolutie

| Sector | 1997 | 1998 | 1999 | 2000 | 2001 | 2002 | 2003 | 2004 | 2005 | t.o.v. 1997 |
|-----------------------------|------|------|------|------|------|------|------|------|------|-------------|
| A00 Kuip | 772 | 767 | 763 | 792 | 797 | 826 | 854 | 895 | 835 | 63 |
| A01 Sint - Jacobs | 2359 | 2290 | 2255 | 2248 | 2331 | 2378 | 2441 | 2397 | 2464 | 105 |
| A02 Kouter | 789 | 778 | 767 | 778 | 813 | 838 | 871 | 912 | 938 | 149 |
| A03 Patershol | 860 | 868 | 894 | 891 | 915 | 894 | 907 | 898 | 936 | 76 |
| A040 Briel | 1862 | 1961 | 1988 | 2102 | 2096 | 2153 | 2142 | 2159 | 2228 | 366 |
| A05 Begijnhofdries | 2710 | 2784 | 2842 | 2799 | 2891 | 2942 | 3035 | 3113 | 2946 | 236 |
| A10 Sint - Macharius | 2230 | 2273 | 2314 | 2320 | 2385 | 2482 | 2514 | 2544 | 2566 | 336 |
| A13 Heernis | 2741 | 2635 | 2639 | 2590 | 2662 | 2750 | 2828 | 2921 | 2986 | 245 |
| A20 Gent - Centrum - Zuid | 1553 | 1554 | 1510 | 1528 | 1584 | 1629 | 1669 | 1761 | 1837 | 284 |
| A21 Visserij | 392 | 390 | 403 | 432 | 450 | 464 | 480 | 513 | 529 | 137 |
| A221 Brusselse Poort | 1418 | 1596 | 1639 | 1673 | 1702 | 1702 | 1733 | 1760 | 1796 | 378 |
| A23 Zuidpark | 1564 | 1588 | 1631 | 1640 | 1654 | 1664 | 1716 | 1734 | 1746 | 182 |
| A24 Dierentuin | 2852 | 2750 | 2673 | 2591 | 2551 | 2569 | 2633 | 2737 | 2751 | -101 |
| A31 Nederkouter | 1229 | 1200 | 1148 | 1172 | 1210 | 1239 | 1200 | 1264 | 1264 | 35 |
| A321 Sint - Pieters | 1879 | 1865 | 1812 | 1794 | 1836 | 1825 | 1798 | 1805 | 1872 | -7 |
| A33 Heuvelpoort | 3041 | 2912 | 2877 | 2833 | 2809 | 2754 | 2754 | 2777 | 2881 | -160 |
| A342 Citadelpark | 603 | 606 | 614 | 608 | 625 | 610 | 606 | 587 | 598 | -5 |
| A35 Station | 4306 | 4274 | 4167 | 4135 | 4209 | 4281 | 4334 | 4308 | 4477 | 171 |
| A40 Ganzendries | 2670 | 2631 | 2562 | 2492 | 2545 | 2566 | 2553 | 2480 | 2417 | -253 |
| A410 Patijntje | 996 | 996 | 1014 | 1026 | 1031 | 1004 | 1042 | 1114 | 1106 | 110 |
| A42 Neermeersen | 2581 | 2641 | 2671 | 2607 | 2588 | 2583 | 2568 | 2533 | 2240 | -341 |
| A45 Groene Vallei | 1103 | 1106 | 1091 | 1107 | 1094 | 1086 | 1089 | 1079 | 1068 | -35 |
| A46 Blaarmeersen | 63 | 65 | 64 | 59 | 63 | 57 | 58 | 57 | 59 | -4 |
| A50 Drongensteenweg | 3766 | 3747 | 3708 | 3753 | 3921 | 3923 | 3914 | 3932 | 4100 | 334 |
| A51 Malem | 948 | 934 | 913 | 900 | 921 | 925 | 905 | 863 | 922 | -26 |
| A521 Brugse Poort | 4240 | 3955 | 3821 | 3675 | 3788 | 3830 | 3975 | 3992 | 4029 | -211 |
| A531 Rooigem | 3402 | 3417 | 3414 | 3430 | 3397 | 3470 | 3441 | 3407 | 3458 | 56 |
| A542 Groendreef | 1974 | 1919 | 1899 | 1836 | 1840 | 1898 | 1891 | 1911 | 2136 | 162 |
| A60 Voormuide | 1490 | 1492 | 1473 | 1483 | 1492 | 1469 | 1432 | 1433 | 1437 | -53 |
| A62 Ham | 2092 | 2125 | 2172 | 2130 | 2225 | 2222 | 2219 | 2260 | 2367 | 275 |
| A63 Tolhuis | 3647 | 3660 | 3577 | 3552 | 3620 | 3671 | 3660 | 3730 | 3761 | 114 |
| A64 Blaisantvest | 1415 | 1431 | 1433 | 1413 | 1413 | 1408 | 1398 | 1332 | 1332 | -83 |
| A711 Ekkergem | 2113 | 2065 | 2120 | 2186 | 2190 | 2180 | 2182 | 2167 | 2175 | 62 |
| A722 Bijloke | 2108 | 2063 | 1993 | 2037 | 2037 | 2051 | 2074 | 2121 | 2311 | 203 |
| A731 Galgenberg | 2064 | 2042 | 2031 | 2030 | 2159 | 2213 | 2267 | 2304 | 2391 | 327 |
| A742 Pekelharing | 1205 | 1206 | 1234 | 1272 | 1242 | 1278 | 1303 | 1338 | 1334 | 129 |
| A801 Wondelgemstraat | 3277 | 3291 | 3329 | 3262 | 3303 | 3408 | 3510 | 3552 | 3693 | 416 |
| A812 Rabot | 1288 | 1301 | 1370 | 1321 | 1315 | 1351 | 1329 | 1368 | 1408 | 120 |
| A873 Rabot Station | 1165 | 1174 | 1166 | 1136 | 1132 | 1136 | 1146 | 1161 | 1147 | -18 |
| B12 Over de Meersstraat | 175 | 166 | 163 | 167 | 170 | 172 | 175 | 177 | 163 | -12 |
| B301 Sint - Pieters - Aalst | 2431 | 2398 | 2367 | 2375 | 2362 | 2407 | 2378 | 2416 | 2402 | -29 |
| B312 De Smet - De Naeyer | 771 | 786 | 773 | 778 | 760 | 770 | 747 | 759 | 784 | 13 |
| B321 Kauwplein | 2062 | 2019 | 1980 | 1989 | 1927 | 1961 | 1978 | 2023 | 2081 | 19 |
| B331 De Sterre | 827 | 834 | 887 | 863 | 891 | 861 | 851 | 835 | 864 | 37 |
| B354 Aaigem | 1265 | 1580 | 1571 | 1585 | 1594 | 1546 | 1245 | 1261 | 1256 | -9 |
| B342 Rekencentrum | - | - | - | - | - | - | 27 | 24 | 24 | 24 |
| B411 Ottergemse Dries | 1378 | 1390 | 1359 | 1424 | 1416 | 1613 | 1687 | 1674 | 1473 | 95 |

| Sector | 1997 | 1998 | 1999 | 2000 | 2001 | 2002 | 2003 | 2004 | 2005 | t.o.v. 1997 |
|-----------------------------|------|------|------|------|------|------|------|------|------|----------------|
| B422 Ak Ziekenhuis | 48 | 50 | 53 | 52 | 60 | 64 | 54 | 72 | 39 | -9 |
| B433 Steenakker | 2278 | 2286 | 2336 | 2523 | 2628 | 2675 | 2695 | 2587 | 2533 | 255 |
| B443 Nieuw Gent | 3661 | 3591 | 3583 | 3506 | 3544 | 3555 | 3545 | 3533 | 3558 | -103 |
| B452 Sint - Alois | 126 | 122 | 127 | 126 | 124 | 107 | 106 | 107 | 109 | -17 |
| B472 Groothandelsmarkt | 111 | 110 | 111 | 103 | 106 | 106 | 104 | 96 | 90 | -21 |
| C710 Afrikalaan | 811 | 787 | 764 | 786 | 795 | 824 | 790 | 794 | 842 | 31 |
| C72 Muidebrug | 887 | 910 | 871 | 917 | 937 | 933 | 933 | 975 | 1040 | 153 |
| C800 Muide | 1972 | 1970 | 1952 | 1854 | 1843 | 1877 | 1888 | 1944 | 1998 | 26 |
| C811 Meulestede | 1341 | 1322 | 1271 | 1258 | 1309 | 1350 | 1317 | 1321 | 1582 | 241 |
| C832 Port Arthur | 263 | 271 | 245 | 251 | 254 | 267 | 264 | 262 | 2 | -261 |
| C870 Darsen | 24 | 18 | 18 | 13 | 9 | 9 | 4 | 10 | 11 | -13 |
| D001 Oostakker Centrum | 2720 | 2712 | 2685 | 2689 | 2649 | 2712 | 2723 | 2708 | 2515 | -205 |
| D012 Wittewalle | 710 | 805 | 881 | 986 | 1066 | 1095 | 1132 | 1147 | 1102 | 392 |
| D023 Mager Goed | 1791 | 1815 | 1802 | 1783 | 1821 | 1785 | 1787 | 1843 | 2046 | 255 |
| D032 Walput | 557 | 523 | 522 | 500 | 513 | 525 | 532 | 523 | 549 | -8 |
| D084 Drie Zwaantjes | 191 | 199 | 202 | 192 | 189 | 190 | 189 | 169 | 177 | -14 |
| D091 Oostakkerveld | 96 | 96 | 98 | 107 | 107 | 110 | 107 | 105 | 89 | -7 |
| D10 Lourdes | 2714 | 2845 | 2857 | 2855 | 2909 | 2918 | 2948 | 2983 | 3078 | 364 |
| D181 Krijte | 516 | 521 | 503 | 521 | 530 | 521 | 524 | 534 | 585 | 69 |
| D190 Schansakker | 699 | 834 | 894 | 927 | 941 | 988 | 1044 | 1061 | 1054 | 355 |
| D212 Goedlevenstraat | 329 | 324 | 338 | 351 | 344 | 324 | 321 | 337 | 353 | 24 |
| D41 J.F. Kennedylaan | 529 | 552 | 544 | 565 | 564 | 540 | 557 | 555 | 633 | 104 |
| D471 Texaco | 84 | 85 | 84 | 76 | 78 | 79 | 69 | 68 | 3 | -81 |
| D50 Desteldonk - Dorp | 824 | 800 | 805 | 812 | 788 | 789 | 798 | 815 | 787 | -37 |
| D58 Zaffelare | 22 | 25 | 24 | 25 | 27 | 27 | 37 | 38 | 31 | 9 |
| D59 Desteldonk - Verspr bew | 4 | 8 | 3 | 3 | 6 | 10 | 10 | 11 | 11 | 7 |
| D60 Sint - Kruis - Winkel | 1099 | 1104 | 1111 | 1102 | 1106 | 1104 | 1131 | 1131 | 1138 | 39 |
| D610 Ter Donk | 59 | 55 | 54 | 52 | 50 | 44 | 38 | 38 | 36 | -23 |
| D670 Rodenhuize | 1 | 1 | | 2 | 2 | 1 | 2 | 2 | 1 | 0 |
| D69 Mendonk | 227 | 217 | 210 | 208 | 209 | 201 | 215 | 229 | 225 | -2 |
| D77 Rostijne | 2 | 2 | 2 | 2 | 2 | 2 | 2 | 2 | 2 | 0 |
| E00 Sint - Amandsberg Centr | 2380 | 2451 | 2548 | 2515 | 2554 | 2506 | 2606 | 2616 | 2684 | 304 |
| E01 Sint - Baafskouter | 2163 | 2119 | 2132 | 2129 | 2141 | 2162 | 2160 | 2182 | 2148 | -15 |
| E021 Groot Begijnhof | 2996 | 2987 | 3005 | 3000 | 2974 | 2953 | 3007 | 2970 | 3004 | 8 |
| E031 Syngemkouter | 4219 | 4239 | 4298 | 4368 | 4407 | 4438 | 4489 | 4512 | 4499 | 280 |
| E042 Scheldestraat | 4142 | 4120 | 4177 | 4151 | 4190 | 4262 | 4361 | 4272 | 4333 | 191 |
| E052 Rozebroeken | 1421 | 1411 | 1412 | 1412 | 1418 | 1400 | 1399 | 1420 | 1409 | -12 |
| E10 Westveld - Kern | 2252 | 2245 | 2262 | 2322 | 2297 | 2295 | 2069 | 2361 | 2331 | 79 |
| E19 Westveld - Verspr. bew. | 17 | 24 | 37 | 39 | 38 | 39 | 15 | 41 | 40 | 23 |
| E201 Oude Bareel - Kern | 778 | 804 | 809 | 812 | 807 | 822 | 808 | 825 | 831 | 53 |
| E222 Achtendries | 889 | 901 | 932 | 999 | 1001 | 1043 | 1049 | 1050 | 1054 | 165 |
| E283 Voordestraat | 48 | 43 | 43 | 45 | 46 | 41 | 45 | 45 | 40 | -8 |
| E29 Oude Bareel | 497 | 514 | 580 | 646 | 762 | 816 | 834 | 831 | 880 | 383 |
| E31 Scheldeoord | 736 | 752 | 818 | 844 | 847 | 826 | 847 | 835 | 843 | 107 |
| E32 Dampoort | 2453 | 2357 | 2387 | 2388 | 2416 | 2455 | 2508 | 2529 | 2591 | 138 |
| E331 Sint - Bernadette | 1479 | 1455 | 1453 | 1444 | 1407 | 1417 | 1416 | 1467 | 1460 | -19 |
| F001 Gentbrugge - Centrum | 3180 | 3152 | 3144 | 3209 | 3127 | 3126 | 3105 | 3152 | 3113 | -67 |
| F01 Dries | 3355 | 3348 | 3351 | 3351 | 3363 | 3355 | 3381 | 3354 | 3380 | 25 |
| F072 Trekweg | 310 | 308 | 310 | 302 | 287 | 296 | 310 | 312 | 244 | -66 |
| F091 Zwarte Fles | 6 | 5 | 5 | 5 | 4 | 4 | 4 | 3 | 3 | -3 |

| Sector | 1997 | 1998 | 1999 | 2000 | 2001 | 2002 | 2003 | 2004 | 2005 | t.o.v. 1997 |
|-----------------------------|------|------|------|------|------|------|------|------|------|----------------|
| F110 Sportplein | 3593 | 3603 | 3588 | 3589 | 3597 | 3636 | 3601 | 3649 | 3660 | 67 |
| F121 Vogelhoek | 3697 | 3702 | 3712 | 3666 | 3702 | 3693 | 3671 | 3660 | 3700 | 3 |
| F132 Coninxdonk | 216 | 255 | 258 | 263 | 264 | 260 | 260 | 253 | 266 | 50 |
| F172 Arsenaal | 7 | 7 | 7 | 7 | 6 | 7 | 7 | 6 | 4 | -3 |
| G00 Ledeberg - Centrum | 4730 | 4719 | 4763 | 4802 | 4828 | 4955 | 4992 | 4959 | 5082 | 352 |
| G01 Flora | 907 | 921 | 972 | 932 | 931 | 940 | 968 | 942 | 963 | 56 |
| G022 Keizerspark | 150 | 137 | 145 | 148 | 148 | 157 | 160 | 153 | 166 | 16 |
| G031 Eindeke | 1065 | 1049 | 1074 | 1055 | 1068 | 1064 | 1063 | 1086 | 1097 | 32 |
| G042 Belle Vue | 916 | 904 | 897 | 878 | 851 | 866 | 865 | 914 | 932 | 16 |
| G101 L. Vanhouttebuurt | 3305 | 3202 | 3192 | 3186 | 3195 | 3271 | 3266 | 3272 | 3277 | -28 |
| G112 De Naeyerdreef | 954 | 1071 | 1119 | 1105 | 1058 | 1050 | 1050 | 1083 | 1137 | 183 |
| G123 Moscou | 157 | 158 | 161 | 157 | 148 | 149 | 168 | 172 | 167 | 10 |
| G200 Merelbeke Station | 1161 | 1157 | 1126 | 1133 | 1131 | 1138 | 1151 | 1158 | 1169 | 8 |
| H001 Zwijnaarde - Centrum | 2215 | 2199 | 2187 | 2164 | 2215 | 2266 | 2266 | 2271 | 2254 | 39 |
| H01 Roosken | 607 | 603 | 617 | 595 | 604 | 624 | 612 | 612 | 537 | -70 |
| H020 Hutsepot | 275 | 283 | 284 | 295 | 299 | 286 | 288 | 279 | 286 | 11 |
| H032 Universiteit | 2 | 2 | 2 | 2 | 2 | 2 | 2 | 2 | 2 | 0 |
| H042 T Schaarken | 1082 | 1076 | 1084 | 1137 | 1156 | 1161 | 1151 | 1143 | 1212 | 130 |
| H053 Ter Linden | 1112 | 1083 | 1064 | 1044 | 1016 | 989 | 991 | 968 | 1109 | -3 |
| H091 Zonneput | 327 | 343 | 348 | 345 | 344 | 334 | 319 | 324 | 296 | -31 |
| H111 Kon. Leopoldstraat | 141 | 147 | 144 | 144 | 147 | 146 | 146 | 145 | 140 | -1 |
| H171 Zwijnaarde - Industrie | 133 | 136 | 129 | 121 | 112 | 111 | 111 | 107 | 105 | -28 |
| H196 Maaltepark | 32 | 29 | 38 | 38 | 28 | 26 | 26 | 23 | 22 | -10 |
| H210 Rijvissche | 313 | 306 | 310 | 301 | 288 | 284 | 281 | 287 | 291 | -22 |
| H220 Paolalaan | 113 | 107 | 112 | 112 | 109 | 105 | 101 | 100 | 98 | -15 |
| H310 Klosse | 146 | 158 | 148 | 142 | 137 | 146 | 143 | 153 | 155 | 9 |
| H325 Hoedjen | 257 | 251 | 253 | 246 | 248 | 235 | 241 | 236 | 237 | -20 |
| H394 Nieuwgoed | 150 | 149 | 148 | 153 | 137 | 125 | 133 | 123 | 116 | -34 |
| J00 St-Denijs Westr-centr | 1798 | 1762 | 1781 | 1744 | 1725 | 1695 | 1709 | 1688 | 1702 | -96 |
| J010 Drie Sleutels | 1164 | 1133 | 1136 | 1133 | 1125 | 1116 | 1105 | 1110 | 1142 | -22 |
| J022 Vierschaar | 445 | 463 | 454 | 450 | 453 | 416 | 442 | 442 | 373 | -72 |
| J081 Puttenhove | 67 | 74 | 75 | 87 | 71 | 71 | 70 | 67 | 71 | 4 |
| J091 Rosdam | 71 | 76 | 74 | 72 | 75 | 74 | 77 | 74 | 73 | 2 |
| J100 Maalte | 743 | 761 | 752 | 752 | 761 | 749 | 724 | 757 | 719 | -24 |
| J11 Steenaarde | 1045 | 1041 | 1044 | 1042 | 1063 | 1077 | 1072 | 1056 | 1047 | 2 |
| J172 Bugten | 57 | 54 | 57 | 58 | 62 | 52 | 57 | 54 | 49 | -8 |
| J197 Maria Middelaes | 24 | 21 | 21 | 17 | 17 | 16 | 17 | 17 | 19 | -5 |
| J200 Afsnee - Centrum | 356 | 385 | 377 | 390 | 388 | 386 | 392 | 414 | 421 | 65 |
| J280 Kouter (St-Denijs) | 282 | 274 | 274 | 285 | 287 | 286 | 280 | 274 | 251 | -31 |
| J290 Goedinge | 88 | 87 | 86 | 92 | 85 | 83 | 85 | 82 | 84 | -4 |
| K001 Drongen Dorp | 467 | 472 | 474 | 483 | 484 | 474 | 460 | 463 | 460 | -7 |
| K011 Eikendreef | 686 | 671 | 656 | 696 | 716 | 707 | 717 | 715 | 673 | -13 |
| K022 Oude Abdij | 355 | 355 | 354 | 367 | 369 | 362 | 364 | 361 | 362 | 7 |
| K10 Baarle Dorp | 516 | 487 | 504 | 506 | 505 | 497 | 472 | 473 | 494 | -22 |
| K11 Noordhout | 206 | 208 | 208 | 212 | 211 | 206 | 206 | 212 | 211 | 5 |
| K12 Baarlevelde | 173 | 186 | 173 | 170 | 168 | 170 | 169 | 172 | 160 | -13 |
| K132 Gaverland | 859 | 879 | 862 | 846 | 831 | 819 | 819 | 803 | 786 | -73 |
| K143 Ter Rivieren | 619 | 605 | 597 | 583 | 581 | 584 | 584 | 578 | 573 | -46 |
| K171 Drongen-Industriepark | 129 | 122 | 124 | 125 | 122 | 130 | 129 | 121 | 123 | -6 |
| K180 Blauwpoort | 38 | 39 | 34 | 38 | 38 | 43 | 45 | 48 | 51 | 13 |

| Sector | 1997 | 1998 | 1999 | 2000 | 2001 | 2002 | 2003 | 2004 | 2005 | t.o.v. 1997 |
|------------------------------|------|------|------|------|------|------|------|------|------|----------------|
| K191 Vierlinden | 188 | 181 | 184 | 183 | 191 | 196 | 199 | 201 | 195 | 7 |
| K201 Luchteren | 472 | 469 | 492 | 530 | 563 | 579 | 588 | 602 | 605 | 133 |
| K21 Halewijn | 185 | 197 | 195 | 187 | 190 | 185 | 185 | 180 | 187 | 2 |
| K220 Slindonk | 78 | 78 | 75 | 70 | 68 | 67 | 64 | 71 | 69 | -9 |
| K232 Campagne | 1122 | 1132 | 1121 | 1124 | 1128 | 1124 | 1121 | 1115 | 1102 | -20 |
| K28 Kraaiaarde | 205 | 200 | 197 | 197 | 192 | 196 | 191 | 185 | 186 | -19 |
| K291 Helsendries | 491 | 493 | 488 | 499 | 505 | 513 | 532 | 529 | 568 | 77 |
| K392 Heie | 363 | 359 | 359 | 356 | 351 | 350 | 341 | 344 | 345 | -18 |
| K40 Drie Leien | 553 | 558 | 552 | 551 | 555 | 564 | 590 | 575 | 583 | 30 |
| K48 De Karper | 81 | 80 | 80 | 82 | 77 | 78 | 81 | 92 | 81 | 0 |
| K49 Assels | 173 | 165 | 159 | 155 | 156 | 155 | 145 | 146 | 146 | -27 |
| K512 Mijlpaal | 997 | 999 | 995 | 1029 | 1018 | 1010 | 987 | 972 | 992 | -5 |
| K523 Paradijkskouter | 655 | 637 | 648 | 701 | 710 | 723 | 722 | 714 | 705 | 50 |
| K534 Hoogland | 430 | 412 | 426 | 427 | 442 | 449 | 465 | 465 | 510 | 80 |
| K543 De Roos | 293 | 290 | 285 | 294 | 279 | 287 | 286 | 287 | 312 | 19 |
| K613 Oude Wee | 1457 | 1447 | 1441 | 1443 | 1437 | 1448 | 1432 | 1410 | 1285 | -172 |
| K622 Heilig Huizeken | 510 | 507 | 503 | 493 | 480 | 475 | 473 | 470 | 583 | 73 |
| K630 Varendries | 400 | 398 | 401 | 392 | 393 | 381 | 385 | 396 | 410 | 10 |
| K632 Keuzestraat | 116 | 108 | 112 | 111 | 115 | 116 | 128 | 124 | 126 | 10 |
| K682 Wafelijzer | 7 | 7 | 7 | 7 | 6 | 7 | 6 | 6 | 5 | -2 |
| K691 Prinsenhof | 50 | 50 | 45 | 46 | 49 | 46 | 49 | 52 | 50 | 0 |
| L00 Mariakerke Centrum | 2471 | 2459 | 2440 | 2445 | 2447 | 2406 | 2425 | 2501 | 2147 | -324 |
| L011 Kolegem | 2970 | 2848 | 2859 | 2889 | 2852 | 2799 | 2863 | 2893 | 3120 | 150 |
| L02 Kerkwijk | 1430 | 1453 | 1448 | 1455 | 1465 | 1461 | 1445 | 1458 | 1546 | 116 |
| L03 Brug Zuidwest | 274 | 262 | 265 | 261 | 274 | 271 | 273 | 275 | 280 | 6 |
| L04 Brug Zuidoost | 277 | 278 | 280 | 284 | 279 | 290 | 295 | 307 | 314 | 37 |
| L051 Vijfhoek | 1927 | 1951 | 1968 | 1943 | 1932 | 1935 | 2002 | 1974 | 1964 | 37 |
| L072 Lieve (Mariakerke) | 21 | 23 | 23 | 20 | 21 | 24 | 18 | 15 | 16 | -5 |
| L09 Mariakerke - Verspr. bew | 552 | 554 | 548 | 540 | 527 | 517 | 508 | 501 | 492 | -60 |
| L112 Maeswal | 1000 | 992 | 985 | 988 | 974 | 974 | 967 | 978 | 1068 | 68 |
| L121 Rustoord | 3128 | 3158 | 3149 | 3167 | 3113 | 3310 | 3376 | 3416 | 3372 | 244 |
| L30 Beekstraat - Kouter | 1088 | 1111 | 1112 | 1126 | 1087 | 1078 | 1091 | 1087 | 1157 | 69 |
| M00 Wondelgem Centrum | 1963 | 1923 | 1931 | 1961 | 1941 | 1899 | 1914 | 1917 | 1921 | -42 |
| M01 Westergem | 2091 | 2076 | 2095 | 2050 | 2032 | 2033 | 2077 | 2081 | 2105 | 14 |
| M020 Kouterken (Wond.) | 3580 | 3574 | 3617 | 3611 | 3593 | 3593 | 3585 | 3591 | 3560 | -20 |
| M03 Woestijngoed - Molen | 2540 | 2541 | 2515 | 2532 | 2500 | 2485 | 2506 | 2564 | 2557 | 17 |
| M040 Gavers (Wond.) | 1498 | 1490 | 1478 | 1490 | 1480 | 1477 | 1456 | 1451 | 1518 | 20 |
| M052 Houtjen | 371 | 379 | 380 | 383 | 375 | 364 | 383 | 393 | 450 | 79 |
| M080 Lieve - Noord (Wond.) | 90 | 89 | 94 | 91 | 87 | 87 | 79 | 84 | 75 | -15 |
| M102 Van Bevereplein | 4572 | 4467 | 4482 | 4607 | 4726 | 4783 | 4793 | 4836 | 4935 | 363 |
| M112 Steengoed | 655 | 448 | 459 | 449 | 437 | 439 | 644 | 672 | 692 | 37 |
| M173 Oude Lieve (Wond.) | 130 | 99 | 116 | 115 | 110 | 120 | 112 | 101 | 108 | -22 |
| M27 Wissenhagestraat | 82 | 80 | 78 | 79 | 81 | 83 | 97 | 99 | 107 | 25 |
| M37 Wondelgemse Meersen | 1125 | 1118 | 1117 | 1157 | 1197 | 1214 | 1213 | 1199 | 1210 | 85 |
| M472 Langerbrugge | 163 | 152 | 159 | 152 | 152 | 144 | 144 | 145 | 174 | 11 |
| M49 Pachtgoed | 64 | 53 | 47 | 36 | 35 | 37 | 31 | 30 | 6 | -58 |
| M57 Rieme | 4 | 4 | 5 | 5 | 3 | 4 | 4 | 4 | 4 | 0 |

8.3. Bevolkingsdichtheid per statistische sector. (inw/km²)

| sector | inw/km ² |
|-----------------------------|---------------------|
| A00 Kuip | 3733,49 |
| A01 Sint - Jacobs | 8135,04 |
| A02 Kouter | 4007,02 |
| A03 Patershol | 9190,77 |
| A040 Briel | 5969,12 |
| A05 Begijnhofdries | 7843,93 |
| A10 Sint - Macharius | 8744,88 |
| A13 Heernis | 8962,50 |
| A20 Gent - Centrum - Zuid | 5701,18 |
| A21 Visserij | 4850,94 |
| A221 Brusselse Poort | 5986,66 |
| A23 Zuidpark | 11169,34 |
| A24 Dierentuin | 8294,72 |
| A31 Nederkouter | 5936,38 |
| A321 Sint - Pieters | 3971,65 |
| A33 Heuvelpoort | 5952,76 |
| A342 Citadelpark | 1736,45 |
| A35 Station | 8430,90 |
| A40 Ganzendries | 7586,72 |
| A410 Patijntje | 3004,94 |
| A42 Neermeersen | 3399,46 |
| A45 Groene Vallei | 11953,30 |
| A46 Blaarmeersen | 28,60 |
| A50 Drongensteenweg | 9716,17 |
| A51 Malem | 5151,31 |
| A521 Brugse Poort | 5020,22 |
| A531 Rooigem | 12311,36 |
| A542 Groendreef | 10664,20 |
| A60 Voormuide | 5263,84 |
| A62 Ham | 6528,49 |
| A63 Tolhuis | 15433,48 |
| A64 Blaisantvest | 9487,81 |
| A711 Ekkergem | 4940,78 |
| A722 Bijloke | 5034,28 |
| A731 Galgenberg | 6451,77 |
| A742 Pekelharing | 6793,21 |
| A801 Wondelgemstraat | 14241,32 |
| A812 Rabot | 6352,76 |
| A873 Rabot Station | 4780,49 |
| B12 Over de Meersstraat | 1237,32 |
| B301 Sint - Pieters - Aalst | 4541,98 |
| B312 De Smet - De Naeyer | 4500,72 |
| B321 Kauwplein | 6982,03 |
| B331 De Sterre | 2420,83 |
| B354 Aaigem | 1315,77 |
| B411 Ottergemse Dries | 2514,32 |
| B422 Akademisch Ziekenhuis | 81,40 |
| B433 Steenakker | 7473,24 |

| sector | inw/km² |
|---------------------------------|---------------------------|
| B443 Nieuw Gent | 7835,97 |
| B452 Sint - Alois | 253,93 |
| B472 Groothandelsmarkt | 48,24 |
| C710 Afrikalaan | 1289,64 |
| C72 Muidebrug | 6501,60 |
| C800 Muide | 5332,29 |
| C811 Meulestede | 4927,59 |
| C832 Port Arthur | 2,82 |
| C870 Darsen | 2,60 |
| D001 Oostakker Centrum | 2789,43 |
| D012 Wittewalle | 2608,41 |
| D023 Mager Goed | 2070,67 |
| D032 Walput | 1250,27 |
| D084 Drie Zwaantjes | 525,03 |
| D091 Oostakkerveld | 86,92 |
| D10 Lourdes | 1756,67 |
| D181 Krijte | 807,59 |
| D190 Schansakker | 525,62 |
| D212 Goedlevenstraat | 1909,40 |
| D41 J.F. Kennedylaan | 521,20 |
| D471 Texaco | 0,41 |
| D50 Desteldonk - Dorp | 404,04 |
| D58 Zaffelare | 17,47 |
| D60 Sint - Kruis - Winkel | 333,36 |
| D610 Ter Donk | 37,89 |
| D670 Rodenhuize | 0,41 |
| D69 Mendonk | 84,81 |
| D77 Rostijne | 0,28 |
| E00 Sint - Amandsberg Centrum | 6354,63 |
| E01 Sint - Baafskouter | 3908,16 |
| E021 Groot Begijnhof | 8796,92 |
| E031 Syngemkouter | 3820,48 |
| E042 Scheldestraat | 6622,18 |
| E052 Rozebroeken | 2202,43 |
| E10 Westveld - Kern | 2748,55 |
| E19 Westveld - Verspr. bewoning | 161,24 |
| E201 Oude Bareel - Kern | 2747,41 |
| E222 Achtendries | 851,78 |
| E283 Voordestraat | 61,93 |
| E29 Oude Bareel | 1434,66 |
| E31 Scheldeoord | 8796,77 |
| E32 Dampoort | 7099,73 |
| E331 Sint - Bernadette | 3135,46 |
| F001 Gentbrugge - Centrum | 6847,57 |
| F01 Dries | 2924,18 |
| F072 Trekweg | 798,84 |
| F091 Zwarte Fles | 1,54 |
| F110 Sportplein | 3533,84 |
| F121 Vogelhoek | 5316,97 |
| F132 Coninxdonk | 453,21 |
| F172 Arsenaal | 10,38 |

| sector | inw/km ² |
|-------------------------------------|---------------------|
| G00 Ledeberg - Centrum | 10988,04 |
| G01 Flora | 8736,37 |
| G022 Keizerspark | 2375,79 |
| G031 Eindeke | 3530,80 |
| G042 Belle Vue | 3828,02 |
| G101 L. Vanhouttebuurt | 5606,42 |
| G112 De Naeyerdreef | 4913,99 |
| G123 Moscou | 799,49 |
| G200 Merelbeke Station | 4065,74 |
| H001 Zwijnaarde - Centrum | 2423,67 |
| H01 Roosken | 5475,23 |
| H020 Hutsepot | 848,29 |
| H032 Universiteit | 3,41 |
| H042 T Schaarken | 3884,79 |
| H053 Ter Linden | 2746,01 |
| H091 Zonneput | 108,37 |
| H111 Kon. Leopoldstraat | 552,03 |
| H171 Zwijnaarde - Industrie | 52,09 |
| H196 Maaltepark | 155,08 |
| H210 Rijvissche | 929,15 |
| H220 Paolalaan | 695,42 |
| H310 Klosse | 625,36 |
| H325 Hoedjen | 654,57 |
| H394 Nieuwgoed | 47,28 |
| J00 Sint - Denijs - Westrem - Centr | 2238,38 |
| J010 Drie Sleutels | 1640,91 |
| J022 Vierschaar | 805,55 |
| J081 Puttenhove | 83,04 |
| J091 Rosdam | 124,27 |
| J100 Maalte | 954,04 |
| J11 Steenaarde | 1095,52 |
| J172 Bugten | 45,13 |
| J197 Maria Middelaes | 89,18 |
| J200 Afsnee - Centrum | 953,89 |
| J280 Kouter (Sint - Denijs - | 120,05 |
| J290 Goedinge | 191,81 |
| K001 Drongen Dorp | 2072,20 |
| K011 Eikendreef | 3313,19 |
| K022 Oude Abdij | 1166,88 |
| K10 Baarle Dorp | 1314,89 |
| K11 Noordhout | 468,92 |
| K12 Baarlevelde | 312,26 |
| K132 Gaverland | 863,68 |
| K143 Ter Rivieren | 960,54 |
| K171 Drongen - Industriepark | 167,13 |
| K180 Blauwpoort | 33,13 |
| K191 Vierlinden | 210,24 |
| K201 Luchteren | 1513,61 |
| K21 Halewijn | 384,54 |
| K220 Slindonk | 141,17 |
| K232 Campagne | 1903,12 |

| sector | inw/km² |
|--------------------------------|---------------------------|
| K28 Kraaiaarde | 228,18 |
| K291 Helsendries | 166,43 |
| K392 Heie | 82,29 |
| K40 Drie Leien | 724,62 |
| K48 De Karper | 413,26 |
| K49 Assels | 96,15 |
| K512 Mijlpaal | 2615,13 |
| K523 Paradijskouter | 1359,84 |
| K534 Hoogland | 685,60 |
| K543 De Roos | 1914,26 |
| K613 Oude Wee | 2310,92 |
| K622 Heilig Huizeken | 1331,54 |
| K630 Varendries | 766,18 |
| K632 Keuzestraat | 816,87 |
| K682 Wafelijzer | 7,36 |
| K691 Prinsenhof | 123,76 |
| L00 Mariakerke Centrum | 4897,94 |
| L011 Kolegem | 2495,23 |
| L02 Kerkwijk | 2300,06 |
| L03 Brug Zuidwest | 1952,39 |
| L04 Brug Zuidoost | 885,58 |
| L051 Vijfhoek | 1688,62 |
| L072 Lieve (Mariakerke) | 29,59 |
| L09 Mariakerke - Verspreide | 834,38 |
| L112 Maeswal | 3985,29 |
| L121 Rustoord | 4671,22 |
| L30 Beekstraat - Kouter | 1231,83 |
| M00 Wondelgem Centrum | 4511,91 |
| M01 Westergem | 4135,38 |
| M020 Kouterken (Wondelgem) | 3687,90 |
| M03 Woestijngoed - Molenhoek | 3798,50 |
| M040 Gavers (Wondelgem) | 1289,01 |
| M052 Houtjen | 1145,68 |
| M080 Lieve - Noord (Wondelgem) | 74,46 |
| M102 Van Bevereplein | 8337,09 |
| M112 Steengoed | 4162,64 |
| M173 Oude Lieve (Wondelgem) | 304,46 |
| M27 Wissenhagestraat | 247,04 |
| M37 Wondelgemse Meersen | 378,61 |
| M472 Langerbrugge | 136,59 |
| M49 Pachtgoed | 1,36 |
| M57 Rieme | 4,55 |

8.4. Bevolkingssamenstelling per statistische sector - kaarten

a) Totale bevolking

b) Vreemdelingen

c) Bevolkingsdichtheid

d) evolutie (laatste 7jaar)

8.5. Bevolkingssamenstelling per statistische sector per leeftijdsklasse (0-19, 20-64, 65+)

| sectornaam | Belgen | | | vreemdelingen | | | Totaal | | |
|-----------------------------|--------|-------|-----|---------------|-------|-----|--------|-------|-----|
| | 0-19 | 20-64 | 65+ | 0-19 | 20-64 | 65+ | 0-19 | 20-64 | 65+ |
| A00 Kuip | 98 | 554 | 94 | 13 | 75 | 1 | 111 | 629 | 95 |
| A01 Sint - Jacobs | 305 | 1541 | 372 | 24 | 216 | 6 | 329 | 1757 | 378 |
| A02 Kouter | 99 | 607 | 155 | 7 | 66 | 4 | 106 | 673 | 159 |
| A03 Patershol | 168 | 587 | 97 | 8 | 73 | 3 | 176 | 660 | 100 |
| A040 Briel | 257 | 912 | 904 | 24 | 110 | 21 | 281 | 1022 | 925 |
| A05 Begijnhofdries | 419 | 1909 | 363 | 24 | 221 | 10 | 443 | 2130 | 373 |
| A10 Sint - Macharius | 554 | 1348 | 311 | 61 | 272 | 20 | 615 | 1620 | 331 |
| A13 Heernis | 589 | 1817 | 284 | 62 | 217 | 17 | 651 | 2034 | 301 |
| A20 Gent - Centrum - Zuid | 161 | 1265 | 174 | 25 | 208 | 4 | 186 | 1473 | 178 |
| A21 Visserij | 75 | 377 | 48 | 4 | 23 | 2 | 79 | 400 | 50 |
| A221 Brusselse Poort | 274 | 1094 | 236 | 31 | 152 | 9 | 305 | 1246 | 245 |
| A23 Zuidpark | 126 | 958 | 561 | 11 | 81 | 9 | 137 | 1039 | 570 |
| A24 Dierentuin | 302 | 1770 | 501 | 16 | 155 | 7 | 318 | 1925 | 508 |
| A31 Nederkouter | 127 | 751 | 278 | 11 | 95 | 2 | 138 | 846 | 280 |
| A321 Sint - Pieters | 161 | 996 | 346 | 45 | 318 | 6 | 206 | 1314 | 352 |
| A33 Heuvelpoort | 391 | 1754 | 493 | 22 | 207 | 14 | 413 | 1961 | 507 |
| A342 Citadelpark | 43 | 290 | 216 | 6 | 37 | 6 | 49 | 327 | 222 |
| A35 Station | 559 | 2944 | 682 | 22 | 259 | 11 | 581 | 3203 | 693 |
| A40 Ganzendries | 361 | 1538 | 417 | 17 | 81 | 3 | 378 | 1619 | 420 |
| A410 Patijntje | 196 | 588 | 276 | 1 | 37 | 8 | 197 | 625 | 284 |
| A42 Neermeersen | 220 | 907 | 947 | 37 | 117 | 12 | 257 | 1024 | 959 |
| A45 Groene Valleï | 34 | 565 | 427 | 8 | 29 | 5 | 42 | 594 | 432 |
| A46 Blaarmeersen | 10 | 46 | 2 | 0 | 1 | 0 | 10 | 47 | 2 |
| A50 Drongensteenweg | 815 | 2069 | 554 | 146 | 459 | 57 | 961 | 2528 | 611 |
| A51 Malem | 304 | 390 | 173 | 17 | 32 | 6 | 321 | 422 | 179 |
| A521 Brugse Poort | 800 | 2201 | 694 | 76 | 237 | 21 | 876 | 2438 | 715 |
| A531 Rooigem | 793 | 1723 | 378 | 136 | 393 | 35 | 929 | 2116 | 413 |
| A542 Groendreef | 424 | 1070 | 213 | 122 | 284 | 23 | 546 | 1354 | 236 |
| A60 Voormuide | 269 | 563 | 259 | 85 | 235 | 26 | 354 | 798 | 285 |
| A62 Ham | 537 | 1289 | 155 | 71 | 290 | 25 | 608 | 1579 | 180 |
| A63 Tolhuis | 904 | 1777 | 237 | 161 | 614 | 68 | 1065 | 2391 | 305 |
| A64 Blaisantvest | 395 | 562 | 96 | 69 | 188 | 22 | 464 | 750 | 118 |
| A711 Ekkergem | 287 | 1445 | 315 | 5 | 114 | 9 | 292 | 1559 | 324 |
| A722 Bijloke | 210 | 1258 | 733 | 6 | 94 | 10 | 216 | 1352 | 743 |
| A731 Galgenberg | 251 | 1481 | 425 | 23 | 201 | 10 | 274 | 1682 | 435 |
| A742 Pekelharing | 184 | 823 | 195 | 8 | 119 | 5 | 192 | 942 | 200 |
| A801 Wondelgemstraat | 962 | 1578 | 269 | 234 | 593 | 57 | 1196 | 2171 | 326 |
| A812 Rabot | 246 | 702 | 235 | 40 | 173 | 12 | 286 | 875 | 247 |
| A873 Rabot Station | 140 | 599 | 329 | 11 | 60 | 8 | 151 | 659 | 337 |
| B12 Over de Meersstraat | 37 | 93 | 30 | 1 | 1 | 1 | 38 | 94 | 31 |
| B301 Sint - Pieters - Aalst | 369 | 1199 | 535 | 29 | 257 | 13 | 398 | 1456 | 548 |
| B312 De Smet - De Naeyer | 148 | 490 | 104 | 4 | 37 | 1 | 152 | 527 | 105 |
| B321 Kauwplein | 316 | 1292 | 311 | 17 | 143 | 2 | 333 | 1435 | 313 |
| B331 De Sterre | 143 | 512 | 166 | 5 | 36 | 2 | 148 | 548 | 168 |
| B354 Aaigem | 210 | 730 | 256 | 10 | 44 | 6 | 220 | 774 | 262 |
| B342 Rekencentrum | 5 | 16 | 0 | 0 | 3 | 0 | 5 | 19 | 0 |

| sectornaam | Belgen | | | vreemdelingen | | | Totaal | | |
|---------------------------------|--------|-------|-----|---------------|-------|-----|--------|-------|-----|
| | 0-19 | 20-64 | 65+ | 0-19 | 20-64 | 65+ | 0-19 | 20-64 | 65+ |
| B411 Ottergemse Dries | 220 | 798 | 188 | 7 | 257 | 3 | 227 | 1055 | 191 |
| B422 Akademisch Ziekenhuis | 5 | 31 | 1 | 0 | 2 | 0 | 5 | 33 | 1 |
| B433 Steenakker | 721 | 1251 | 306 | 37 | 208 | 10 | 758 | 1459 | 316 |
| B443 Nieuw Gent | 642 | 1714 | 729 | 104 | 342 | 27 | 746 | 2056 | 756 |
| B452 Sint - Alois | 31 | 56 | 20 | 0 | 2 | 0 | 31 | 58 | 20 |
| B472 Groothandelsmarkt | 17 | 65 | 7 | 0 | 1 | 0 | 17 | 66 | 7 |
| C710 Afrikalaan | 153 | 426 | 87 | 62 | 110 | 4 | 215 | 536 | 91 |
| C72 Muidebrug | 233 | 487 | 128 | 57 | 127 | 8 | 290 | 614 | 136 |
| C800 Muide | 479 | 993 | 226 | 82 | 191 | 27 | 561 | 1184 | 253 |
| C811 Meulestede | 286 | 802 | 356 | 42 | 86 | 10 | 328 | 888 | 366 |
| C832 Port Arthur | 0 | 2 | 0 | 0 | 0 | 0 | 0 | 2 | 0 |
| C870 Darsen | 1 | 9 | 0 | 0 | 1 | 0 | 1 | 10 | 0 |
| D001 Oostakker Centrum | 505 | 1377 | 611 | 1 | 19 | 2 | 506 | 1396 | 613 |
| D012 Wittewalle | 341 | 651 | 89 | 5 | 14 | 2 | 346 | 665 | 91 |
| D023 Mager Goed | 496 | 1328 | 194 | 7 | 19 | 2 | 503 | 1347 | 196 |
| D032 Walput | 116 | 279 | 147 | 0 | 7 | 0 | 116 | 286 | 147 |
| D084 Drie Zwaantjes | 37 | 114 | 23 | 0 | 2 | 1 | 37 | 116 | 24 |
| D091 Oostakkerveld | 27 | 49 | 13 | 0 | 0 | 0 | 27 | 49 | 13 |
| D10 Lourdes | 707 | 1722 | 606 | 5 | 28 | 10 | 712 | 1750 | 616 |
| D181 Krijte | 119 | 353 | 93 | 8 | 12 | 0 | 127 | 365 | 93 |
| D190 Schansakker | 318 | 662 | 63 | 1 | 8 | 2 | 319 | 670 | 65 |
| D212 Goedlevenstraat | 60 | 212 | 63 | 1 | 16 | 1 | 61 | 228 | 64 |
| D41 J.F. Kennedylaan | 142 | 367 | 101 | 7 | 14 | 2 | 149 | 381 | 103 |
| D471 Texaco | 1 | 2 | 0 | 0 | 0 | 0 | 1 | 2 | 0 |
| D50 Desteldonk - Dorp | 185 | 466 | 130 | 0 | 6 | 0 | 185 | 472 | 130 |
| D58 Zaffelare | 10 | 20 | 1 | 0 | 0 | 0 | 10 | 20 | 1 |
| D59 Desteldonk - Verspr bew | 5 | 5 | 0 | 0 | 1 | 0 | 5 | 6 | 0 |
| D60 Sint - Kruis - Winkel | 283 | 664 | 181 | 1 | 7 | 2 | 284 | 671 | 183 |
| D610 Ter Donk | 1 | 24 | 11 | 0 | 0 | 0 | 1 | 24 | 11 |
| D670 Rodenhuize | 0 | 1 | 0 | 0 | 0 | 0 | 0 | 1 | 0 |
| D69 Mendonk | 53 | 121 | 45 | 0 | 5 | 1 | 53 | 126 | 46 |
| D77 Rostijne | 0 | 0 | 2 | 0 | 0 | 0 | 0 | 0 | 2 |
| E00 Sint - Amandsberg Centrum | 586 | 1415 | 343 | 62 | 249 | 29 | 648 | 1664 | 372 |
| E01 Sint - Baafskouter | 468 | 1185 | 396 | 16 | 76 | 7 | 484 | 1261 | 403 |
| E021 Groot Begijnhof | 620 | 1618 | 411 | 77 | 256 | 22 | 697 | 1874 | 433 |
| E031 Syngemkouter | 947 | 2586 | 842 | 21 | 93 | 10 | 968 | 2679 | 852 |
| E042 Scheldestraat | 1059 | 2496 | 464 | 70 | 222 | 22 | 1129 | 2718 | 486 |
| E052 Rozebroeken | 243 | 680 | 445 | 6 | 25 | 10 | 249 | 705 | 455 |
| E10 Westveld - Kern | 484 | 1169 | 639 | 8 | 25 | 6 | 492 | 1194 | 645 |
| E19 Westveld - Verspr. bewoning | 15 | 22 | 3 | 0 | 0 | 0 | 15 | 22 | 3 |
| E201 Oude Bareel - Kern | 172 | 496 | 143 | 5 | 14 | 1 | 177 | 510 | 144 |
| E222 Achtendries | 299 | 583 | 148 | 3 | 18 | 3 | 302 | 601 | 151 |
| E283 Voordestraat | 3 | 26 | 10 | 0 | 1 | 0 | 3 | 27 | 10 |
| E29 Oude Bareel | 284 | 544 | 42 | 4 | 6 | 0 | 288 | 550 | 42 |
| E31 Scheldeoord | 169 | 432 | 154 | 22 | 57 | 9 | 191 | 489 | 163 |
| E32 Dampoort | 615 | 1282 | 258 | 90 | 320 | 26 | 705 | 1602 | 284 |
| E331 Sint - Bernadette | 424 | 740 | 250 | 3 | 40 | 3 | 427 | 780 | 253 |
| F001 Gentbrugge - Centrum | 613 | 1782 | 604 | 26 | 81 | 7 | 639 | 1863 | 611 |
| F01 Dries | 735 | 1836 | 747 | 8 | 46 | 8 | 743 | 1882 | 755 |

| sectornaam | Belgen | | | vreemdelingen | | | Totaal | | |
|----------------------------------|--------|-------|-----|---------------|-------|-----|--------|-------|-----|
| | 0-19 | 20-64 | 65+ | 0-19 | 20-64 | 65+ | 0-19 | 20-64 | 65+ |
| F072 Trekweg | 61 | 148 | 27 | 3 | 5 | 0 | 64 | 153 | 27 |
| F091 Zwarte Fles | 0 | 1 | 2 | 0 | 0 | 0 | 0 | 1 | 2 |
| F110 Sportplein | 706 | 2097 | 737 | 25 | 80 | 15 | 731 | 2177 | 752 |
| F121 Vogelhoek | 817 | 2159 | 618 | 23 | 81 | 2 | 840 | 2240 | 620 |
| F132 Coninxdonk | 72 | 166 | 23 | 0 | 5 | 0 | 72 | 171 | 23 |
| F172 Arsenaal | 0 | 3 | 1 | 0 | 0 | 0 | 0 | 3 | 1 |
| G00 Ledeberg - Centrum | 1042 | 2570 | 656 | 210 | 568 | 36 | 1252 | 3138 | 692 |
| G01 Flora | 194 | 559 | 108 | 19 | 78 | 5 | 213 | 637 | 113 |
| G022 Keizerspark | 11 | 100 | 38 | 3 | 14 | 0 | 14 | 114 | 38 |
| G031 Eindeke | 203 | 591 | 188 | 38 | 73 | 4 | 241 | 664 | 192 |
| G042 Belle Vue | 111 | 448 | 265 | 45 | 60 | 3 | 156 | 508 | 268 |
| G101 L. Vanhouttebuurt (St-Ant.) | 701 | 1928 | 469 | 26 | 139 | 14 | 727 | 2067 | 483 |
| G112 De Naeyerdreef | 238 | 530 | 247 | 23 | 96 | 3 | 261 | 626 | 250 |
| G123 Moscou | 42 | 103 | 19 | 0 | 3 | 0 | 42 | 106 | 19 |
| G200 Merelbeke Station | 195 | 726 | 200 | 10 | 35 | 3 | 205 | 761 | 203 |
| H001 Zwijnaarde - Centrum | 469 | 1252 | 500 | 6 | 26 | 1 | 475 | 1278 | 501 |
| H01 Roosken | 117 | 302 | 108 | 5 | 5 | 0 | 122 | 307 | 108 |
| H020 Hutsepot | 50 | 174 | 52 | 1 | 8 | 1 | 51 | 182 | 53 |
| H032 Universiteit | 0 | 2 | 0 | 0 | 0 | 0 | 0 | 2 | 0 |
| H042 T Schaarken | 241 | 726 | 215 | 3 | 24 | 3 | 244 | 750 | 218 |
| H053 Ter Linden | 177 | 752 | 163 | 5 | 10 | 2 | 182 | 762 | 165 |
| H091 Zonneput | 59 | 186 | 44 | 3 | 4 | 0 | 62 | 190 | 44 |
| H111 Kon. Leopoldstraat | 29 | 78 | 26 | 0 | 7 | 0 | 29 | 85 | 26 |
| H171 Zwijnaarde - Industrie | 24 | 59 | 20 | 0 | 1 | 1 | 24 | 60 | 21 |
| H196 Maaltepark | 5 | 14 | 2 | 0 | 0 | 1 | 5 | 14 | 3 |
| H210 Rijvissche | 52 | 129 | 105 | 0 | 3 | 2 | 52 | 132 | 107 |
| H220 Paolalaan | 18 | 53 | 27 | 0 | 0 | 0 | 18 | 53 | 27 |
| H310 Klosse | 33 | 93 | 29 | 0 | 0 | 0 | 33 | 93 | 29 |
| H325 Hoedjen | 45 | 125 | 64 | 0 | 1 | 2 | 45 | 126 | 66 |
| H394 Nieuwgoed | 34 | 70 | 12 | 0 | 0 | 0 | 34 | 70 | 12 |
| J00 Sint-Den-Westr-Centr | 379 | 874 | 404 | 4 | 35 | 6 | 383 | 909 | 410 |
| J010 Drie Sleutels | 285 | 589 | 247 | 1 | 17 | 3 | 286 | 606 | 250 |
| J022 Vierschaar | 77 | 220 | 73 | 0 | 2 | 1 | 77 | 222 | 74 |
| J081 Puttenhove | 21 | 39 | 11 | 0 | 0 | 0 | 21 | 39 | 11 |
| J091 Rosdam | 16 | 49 | 6 | 0 | 2 | 0 | 16 | 51 | 6 |
| J100 Maalte | 80 | 332 | 281 | 6 | 15 | 5 | 86 | 347 | 286 |
| J11 Steenaarde | 223 | 518 | 281 | 5 | 20 | 0 | 228 | 538 | 281 |
| J172 Bugten | 11 | 30 | 8 | 0 | 0 | 0 | 11 | 30 | 8 |
| J197 Maria Middelaes | 0 | 2 | 14 | 0 | 2 | 1 | 0 | 4 | 15 |
| J200 Afsnee - Centrum | 119 | 221 | 73 | 3 | 5 | 0 | 122 | 226 | 73 |
| J280 Kouter (Sint-Denijs-Westr) | 53 | 134 | 59 | 0 | 5 | 0 | 53 | 139 | 59 |
| J290 Goedinge | 10 | 52 | 22 | 0 | 0 | 0 | 10 | 52 | 22 |
| K001 Drongen Dorp | 102 | 270 | 78 | 2 | 5 | 3 | 104 | 275 | 81 |
| K011 Eikendreef | 133 | 393 | 121 | 7 | 16 | 3 | 140 | 409 | 124 |
| K022 Oude Abdij | 95 | 195 | 71 | 0 | 1 | 0 | 95 | 196 | 71 |
| K10 Baarle Dorp | 69 | 216 | 203 | 0 | 6 | 0 | 69 | 222 | 203 |
| K11 Noordhout | 57 | 125 | 28 | 0 | 1 | 0 | 57 | 126 | 28 |
| K12 Baarlevelde | 40 | 84 | 35 | 0 | 1 | 0 | 40 | 85 | 35 |
| K132 Gaverland | 155 | 481 | 142 | 0 | 8 | 0 | 155 | 489 | 142 |

| sectornaam | Belgen | | | vreemdelingen | | | Totaal | | |
|--------------------------------|--------|-------|-----|---------------|-------|-----|--------|-------|-----|
| | 0-19 | 20-64 | 65+ | 0-19 | 20-64 | 65+ | 0-19 | 20-64 | 65+ |
| K143 Ter Rivieren | 112 | 327 | 123 | 3 | 8 | 0 | 115 | 335 | 123 |
| K171 Drongen - Industriepark | 37 | 73 | 13 | 0 | 0 | 0 | 37 | 73 | 13 |
| K180 Blauwpoort | 13 | 31 | 6 | 0 | 1 | 0 | 13 | 32 | 6 |
| K191 Vierlinden | 44 | 119 | 32 | 0 | 0 | 0 | 44 | 119 | 32 |
| K201 Luchteren | 170 | 331 | 103 | 0 | 1 | 0 | 170 | 332 | 103 |
| K21 Halewijn | 50 | 94 | 40 | 0 | 3 | 0 | 50 | 97 | 40 |
| K220 Slindonk | 15 | 37 | 17 | 0 | 0 | 0 | 15 | 37 | 17 |
| K232 Campagne | 256 | 648 | 182 | 2 | 9 | 5 | 258 | 657 | 187 |
| K28 Kraaiaarde | 31 | 109 | 45 | 0 | 1 | 0 | 31 | 110 | 45 |
| K291 Helsendries | 138 | 343 | 83 | 0 | 4 | 0 | 138 | 347 | 83 |
| K392 Heie | 91 | 207 | 46 | 0 | 1 | 0 | 91 | 208 | 46 |
| K40 Drie Leien | 126 | 345 | 96 | 1 | 11 | 4 | 127 | 356 | 100 |
| K48 De Karper | 21 | 47 | 13 | 0 | 0 | 0 | 21 | 47 | 13 |
| K49 Assels | 21 | 100 | 23 | 0 | 2 | 0 | 21 | 102 | 23 |
| K512 Mijlpaal | 215 | 561 | 206 | 1 | 6 | 3 | 216 | 567 | 209 |
| K523 Paradijkskouter | 170 | 392 | 117 | 8 | 17 | 1 | 178 | 409 | 118 |
| K534 Hoogland | 123 | 326 | 54 | 0 | 5 | 2 | 123 | 331 | 56 |
| K543 De Roos | 72 | 201 | 37 | 1 | 1 | 0 | 73 | 202 | 37 |
| K613 Oude Wee | 287 | 808 | 180 | 0 | 7 | 3 | 287 | 815 | 183 |
| K622 Heilig Huizeken | 95 | 388 | 88 | 1 | 9 | 2 | 96 | 397 | 90 |
| K630 Varendries | 100 | 250 | 56 | 0 | 4 | 0 | 100 | 254 | 56 |
| K632 Keuzestraat | 34 | 70 | 21 | 0 | 1 | 0 | 34 | 71 | 21 |
| K682 Wafelijzer | 0 | 2 | 3 | 0 | 0 | 0 | 0 | 2 | 3 |
| K691 Prinsenhof | 13 | 32 | 5 | 0 | 0 | 0 | 13 | 32 | 5 |
| L00 Mariakerke Centrum | 390 | 1274 | 435 | 8 | 33 | 7 | 398 | 1307 | 442 |
| L011 Kolegem | 532 | 1657 | 831 | 19 | 69 | 12 | 551 | 1726 | 843 |
| L02 Kerkwijk | 316 | 821 | 378 | 6 | 22 | 3 | 322 | 843 | 381 |
| L03 Brug Zuidwest | 64 | 174 | 40 | 0 | 2 | 0 | 64 | 176 | 40 |
| L04 Brug Zuidoost | 53 | 188 | 61 | 5 | 7 | 0 | 58 | 195 | 61 |
| L051 Vijfhoek | 407 | 1202 | 326 | 2 | 22 | 5 | 409 | 1224 | 331 |
| L072 Lieve (Mariakerke) | 0 | 9 | 7 | 0 | 0 | 0 | 0 | 9 | 7 |
| L09 Mariakerke - Verspr bew | 120 | 296 | 66 | 2 | 8 | 0 | 122 | 304 | 66 |
| L112 Maeswal | 240 | 576 | 217 | 2 | 31 | 2 | 242 | 607 | 219 |
| L121 Rustoord | 730 | 1673 | 552 | 104 | 285 | 28 | 834 | 1958 | 580 |
| L30 Beekstraat - Kouter | 270 | 631 | 246 | 0 | 9 | 1 | 270 | 640 | 247 |
| M00 Wondelgem Centrum | 380 | 1093 | 396 | 5 | 39 | 8 | 385 | 1132 | 404 |
| M01 Westergem | 415 | 1275 | 358 | 7 | 43 | 7 | 422 | 1318 | 365 |
| M020 Kouterken (Wondelgem) | 647 | 2143 | 715 | 0 | 43 | 12 | 647 | 2186 | 727 |
| M03 Woestijnegoed - Molenhoek | 468 | 1398 | 606 | 21 | 58 | 6 | 489 | 1456 | 612 |
| M040 Gavers (Wondelgem) | 283 | 971 | 240 | 1 | 19 | 4 | 284 | 990 | 244 |
| M052 Houtjen | 115 | 252 | 58 | 7 | 17 | 1 | 122 | 269 | 59 |
| M080 Lieve - Noord (Wondelgem) | 11 | 47 | 15 | 0 | 2 | 0 | 11 | 49 | 15 |
| M102 Van Bevereplein | 1226 | 2495 | 728 | 105 | 332 | 49 | 1331 | 2827 | 777 |
| M112 Steengoed | 157 | 392 | 135 | 2 | 5 | 1 | 159 | 397 | 136 |
| M173 Oude Lieve (Wondelgem) | 26 | 55 | 11 | 2 | 14 | 0 | 28 | 69 | 11 |
| M27 Wissenhagestraat | 20 | 65 | 13 | 1 | 8 | 0 | 21 | 73 | 13 |
| M37 Wondelgemse Meersen | 265 | 728 | 146 | 18 | 51 | 2 | 283 | 779 | 148 |
| M472 Langerbrugge | 25 | 100 | 47 | 0 | 2 | 0 | 25 | 102 | 47 |
| M49 Pachtgoed | 0 | 2 | 2 | 0 | 2 | 0 | 0 | 4 | 2 |
| M57 Rieme | 1 | 2 | 0 | 0 | 1 | 0 | 1 | 3 | 0 |

8.6. Gemiddelde leeftijd per statistische sector

| | Belgen | | | vreemdelingen | | | Totaal | | |
|-----------------------------|--------|---------|--------|---------------|---------|--------|--------|---------|--------|
| | mannen | vrouwen | totaal | mannen | vrouwen | totaal | mannen | vrouwen | totaal |
| A00 Kuip | 37,98 | 39,62 | 38,79 | 33,75 | 30,63 | 32,31 | 37,50 | 38,72 | 38,10 |
| A01 Sint - Jacobs | 37,24 | 43,62 | 40,50 | 33,79 | 30,69 | 32,49 | 36,84 | 42,54 | 39,70 |
| A02 Kouter | 39,09 | 44,46 | 41,92 | 35,85 | 30,87 | 33,91 | 38,75 | 43,62 | 41,26 |
| A03 Patershol | 36,47 | 37,03 | 36,75 | 36,13 | 35,68 | 35,93 | 36,43 | 36,92 | 36,67 |
| A040 Briel | 47,48 | 58,48 | 53,81 | 36,66 | 41,56 | 38,94 | 46,54 | 57,52 | 52,78 |
| A05 Begijnhofdries | 38,64 | 39,38 | 38,98 | 34,25 | 32,86 | 33,60 | 38,26 | 38,81 | 38,52 |
| A10 Sint - Macharius | 33,62 | 37,63 | 35,67 | 34,06 | 33,21 | 33,67 | 33,68 | 37,08 | 35,40 |
| A13 Heernis | 34,47 | 35,99 | 35,22 | 34,50 | 29,63 | 32,10 | 34,48 | 35,36 | 34,91 |
| A20 Gent - Centrum - Zuid | 35,73 | 38,22 | 36,93 | 32,95 | 29,22 | 31,41 | 35,33 | 37,21 | 36,22 |
| A21 Visserij | 37,25 | 37,91 | 37,59 | 36,23 | 34,75 | 35,41 | 37,20 | 37,72 | 37,47 |
| A221 Brusselse Poort | 36,70 | 40,53 | 38,73 | 31,07 | 33,21 | 31,96 | 35,97 | 39,90 | 38,00 |
| A23 Zuidpark | 46,28 | 54,48 | 50,70 | 38,56 | 37,20 | 37,87 | 45,81 | 53,54 | 49,95 |
| A24 Dierentuin | 38,56 | 44,96 | 41,81 | 31,69 | 31,36 | 31,54 | 38,07 | 44,17 | 41,14 |
| A31 Nederkouter | 40,30 | 48,11 | 44,22 | 34,33 | 30,20 | 32,38 | 39,76 | 46,66 | 43,21 |
| A321 Sint - Pieters | 40,54 | 46,49 | 43,49 | 29,10 | 26,84 | 28,03 | 38,21 | 42,76 | 40,45 |
| A33 Heuvelpoort | 39,08 | 42,73 | 40,86 | 32,33 | 31,88 | 32,13 | 38,45 | 41,91 | 40,13 |
| A342 Citadelpark | 49,50 | 56,88 | 53,70 | 38,70 | 40,45 | 39,49 | 48,39 | 55,80 | 52,54 |
| A35 Station | 38,13 | 42,10 | 40,14 | 33,47 | 33,14 | 33,31 | 37,82 | 41,53 | 39,70 |
| A40 Ganzendries | 39,29 | 41,92 | 40,72 | 35,82 | 33,30 | 34,40 | 39,15 | 41,55 | 40,46 |
| A410 Patijntje | 44,50 | 46,57 | 45,63 | 47,00 | 46,54 | 46,76 | 44,61 | 46,57 | 45,68 |
| A42 Neermeersen | 50,98 | 58,16 | 55,32 | 33,11 | 33,45 | 33,28 | 49,36 | 56,61 | 53,69 |
| A45 Groene Vallei | 55,08 | 58,84 | 57,08 | 45,52 | 36,95 | 41,24 | 54,68 | 58,03 | 56,46 |
| A46 Blaarmeersen | 39,41 | 39,23 | 39,33 | 51,00 | 0,00 | 51,00 | 39,76 | 39,23 | 39,53 |
| A50 Drongensteenweg | 35,28 | 39,05 | 37,21 | 35,04 | 32,98 | 34,05 | 35,24 | 38,12 | 36,70 |
| A51 Malem | 34,43 | 39,99 | 37,59 | 28,58 | 38,13 | 33,96 | 34,08 | 39,88 | 37,38 |
| A521 Brugse Poort | 38,78 | 42,20 | 40,57 | 34,35 | 33,30 | 33,85 | 38,38 | 41,52 | 40,01 |
| A531 Rooigem | 34,48 | 35,98 | 35,23 | 32,95 | 30,79 | 31,89 | 34,23 | 35,15 | 34,68 |
| A542 Groendreef | 34,38 | 36,26 | 35,29 | 30,31 | 29,38 | 29,86 | 33,56 | 34,88 | 34,20 |
| A60 Voormuide | 37,29 | 44,06 | 40,63 | 34,54 | 33,70 | 34,12 | 36,65 | 41,52 | 39,06 |
| A62 Ham | 32,21 | 32,90 | 32,54 | 33,37 | 34,94 | 34,16 | 32,39 | 33,25 | 32,81 |
| A63 Tolhuis | 30,88 | 31,71 | 31,28 | 33,44 | 34,93 | 34,15 | 31,46 | 32,41 | 31,92 |
| A64 Blaisantvest | 28,99 | 30,71 | 29,80 | 32,85 | 33,76 | 33,34 | 29,71 | 31,42 | 30,55 |
| A711 Ekkergem | 38,55 | 41,97 | 40,13 | 34,42 | 33,14 | 33,93 | 38,27 | 41,53 | 39,77 |
| A722 Bijloke | 44,93 | 53,28 | 49,50 | 35,68 | 33,61 | 34,61 | 44,46 | 52,39 | 48,79 |
| A731 Galgenberg | 39,39 | 44,58 | 41,90 | 34,48 | 34,18 | 34,33 | 38,93 | 43,52 | 41,16 |
| A742 Pekelharing | 36,91 | 41,59 | 39,15 | 30,10 | 32,09 | 31,08 | 36,25 | 40,63 | 38,35 |
| A801 Wondelgemstraat | 30,59 | 31,20 | 30,89 | 31,84 | 32,29 | 32,06 | 30,89 | 31,46 | 31,17 |
| A812 Rabot | 37,12 | 44,04 | 40,76 | 34,39 | 31,55 | 33,07 | 36,64 | 42,24 | 39,53 |
| A873 Rabot Station | 47,89 | 51,13 | 49,79 | 38,43 | 35,32 | 36,97 | 47,07 | 50,25 | 48,91 |
| B12 Over de Meersstraat | 37,75 | 45,32 | 41,39 | 60,00 | 10,00 | 43,33 | 38,27 | 44,87 | 41,43 |
| B301 Sint - Pieters - Aalst | 39,80 | 48,23 | 44,33 | 33,17 | 31,13 | 32,27 | 38,83 | 46,44 | 42,83 |
| B312 De Smet - De Naeyer | 38,67 | 38,32 | 38,49 | 29,65 | 38,32 | 34,19 | 38,20 | 38,32 | 38,26 |
| B321 Kauwplein | 39,43 | 41,22 | 40,32 | 34,10 | 30,63 | 32,71 | 38,95 | 40,54 | 39,73 |
| B331 De Sterre | 39,28 | 44,81 | 42,11 | 32,18 | 32,19 | 32,19 | 38,99 | 44,07 | 41,61 |
| B342 Rekencentrum | 28,08 | 22,88 | 26,10 | 29,50 | 43,00 | 34,00 | 28,27 | 25,11 | 27,08 |
| B354 Aaigem | 42,06 | 43,16 | 42,64 | 36,94 | 35,28 | 36,13 | 41,80 | 42,81 | 42,33 |
| B411 Ottergemse Dries | 38,08 | 40,25 | 39,17 | 30,54 | 26,78 | 28,88 | 36,58 | 38,06 | 37,30 |

| | Belgen | | | vreemdelingen | | | Totaal | | |
|---------------------------|--------|---------|--------|---------------|---------|--------|--------|---------|--------|
| | mannen | vrouwen | totaal | mannen | vrouwen | totaal | mannen | vrouwen | totaal |
| B422 Ak Ziekenhuis | 34,11 | 31,47 | 32,76 | 39,00 | 42,00 | 40,50 | 34,37 | 32,00 | 33,15 |
| B433 Steenakker | 33,91 | 37,24 | 35,65 | 29,59 | 30,91 | 30,31 | 33,49 | 36,58 | 35,11 |
| B443 Nieuw Gent | 41,59 | 46,39 | 44,25 | 33,47 | 30,18 | 31,82 | 40,40 | 44,42 | 42,60 |
| B452 Sint - Alois | 38,95 | 39,82 | 39,35 | 0,00 | 50,50 | 50,50 | 38,95 | 40,24 | 39,55 |
| B472 Groothandelsmarkt | 39,31 | 43,78 | 41,31 | 36,00 | 0,00 | 36,00 | 39,24 | 43,78 | 41,26 |
| C710 Afrikalaan | 36,51 | 39,85 | 38,05 | 23,90 | 27,62 | 25,97 | 34,26 | 36,89 | 35,52 |
| C72 Muidebrug | 35,33 | 36,46 | 35,90 | 31,56 | 27,21 | 29,32 | 34,65 | 34,72 | 34,69 |
| C800 Muide | 35,88 | 35,04 | 35,48 | 30,09 | 33,93 | 32,03 | 35,06 | 34,86 | 34,96 |
| C811 Meulestede | 42,24 | 45,38 | 43,87 | 31,80 | 30,28 | 31,17 | 41,15 | 44,31 | 42,76 |
| C832 Port Arthur | 55,00 | 50,00 | 52,50 | 0,00 | 0,00 | 0,00 | 55,00 | 50,00 | 52,50 |
| C870 Darsen | 39,29 | 41,00 | 39,80 | 45,00 | 0,00 | 45,00 | 40,00 | 41,00 | 40,27 |
| D001 Oostakker Centrum | 40,59 | 46,73 | 43,86 | 34,08 | 42,89 | 37,68 | 40,51 | 46,71 | 43,81 |
| D012 Wittewalle | 32,74 | 32,81 | 32,78 | 34,08 | 37,78 | 35,67 | 32,77 | 32,90 | 32,83 |
| D023 Mager Goed | 36,72 | 37,82 | 37,29 | 38,22 | 32,40 | 36,14 | 36,74 | 37,77 | 37,27 |
| D032 Walput | 43,20 | 45,40 | 44,31 | 41,25 | 37,33 | 39,57 | 43,17 | 45,31 | 44,25 |
| D084 Drie Zwaantjes | 37,55 | 38,10 | 37,80 | 44,00 | 84,00 | 57,33 | 37,68 | 38,66 | 38,14 |
| D091 Oostakkerveld | 37,56 | 37,93 | 37,74 | 0,00 | 0,00 | 0,00 | 37,56 | 37,93 | 37,74 |
| D10 Lourdes | 39,75 | 41,72 | 40,77 | 47,15 | 39,63 | 44,35 | 39,89 | 41,70 | 40,82 |
| D181 Krijte | 39,26 | 41,88 | 40,53 | 20,91 | 21,56 | 21,20 | 38,60 | 41,23 | 39,87 |
| D190 Schansakker | 33,00 | 33,77 | 33,39 | 50,00 | 44,00 | 46,18 | 33,13 | 33,90 | 33,52 |
| D212 Goedlevenstraat | 40,37 | 44,03 | 42,25 | 38,64 | 40,57 | 39,39 | 40,26 | 43,89 | 42,10 |
| D41 J.F. Kennedylaan | 39,39 | 39,41 | 39,40 | 39,18 | 24,75 | 31,65 | 39,39 | 38,87 | 39,12 |
| D471 Texaco | 24,00 | 37,00 | 28,33 | 0,00 | 0,00 | 0,00 | 24,00 | 37,00 | 28,33 |
| D50 Desteldonk - Dorp | 37,78 | 40,72 | 39,20 | 42,50 | 33,75 | 36,67 | 37,80 | 40,65 | 39,18 |
| D58 Zaffelare | 30,31 | 27,72 | 28,81 | 0,00 | 0,00 | 0,00 | 30,31 | 27,72 | 28,81 |
| D59 Desteldonk - Verspr | 27,00 | 20,40 | 23,70 | 60,00 | 0,00 | 60,00 | 32,50 | 20,40 | 27,00 |
| D60 Sint - Kruis - Winkel | 37,25 | 39,83 | 38,55 | 46,25 | 44,67 | 45,30 | 37,31 | 39,88 | 38,61 |
| D610 Ter Donk | 56,14 | 52,20 | 54,50 | 0,00 | 0,00 | 0,00 | 56,14 | 52,20 | 54,50 |
| D670 Rodenhuize | 41,00 | 0,00 | 41,00 | 0,00 | 0,00 | 0,00 | 41,00 | 0,00 | 41,00 |
| D69 Mendonk | 39,71 | 41,70 | 40,64 | 56,33 | 68,00 | 62,17 | 40,13 | 42,44 | 41,22 |
| D77 Rostijne | 80,00 | 81,00 | 80,50 | 0,00 | 0,00 | 0,00 | 80,00 | 81,00 | 80,50 |
| E00 S -Amandsberg Centr | 34,94 | 39,23 | 37,11 | 35,23 | 36,53 | 35,91 | 34,98 | 38,88 | 36,95 |
| E01 Sint - Baafskouter | 39,54 | 40,98 | 40,30 | 33,38 | 33,37 | 33,37 | 39,18 | 40,72 | 39,98 |
| E021 Groot Begijnhof | 37,03 | 38,42 | 37,78 | 32,90 | 32,57 | 32,74 | 36,50 | 37,79 | 37,18 |
| E031 Syngemkouter | 39,73 | 42,48 | 41,15 | 34,56 | 35,57 | 35,03 | 39,57 | 42,31 | 40,99 |
| E042 Scheldestraat | 34,52 | 36,49 | 35,52 | 33,13 | 33,99 | 33,58 | 34,42 | 36,30 | 35,38 |
| E052 Rozebroeken | 44,43 | 52,15 | 48,62 | 36,89 | 43,32 | 40,34 | 44,21 | 51,89 | 48,38 |
| E10 Westveld - Kern | 42,21 | 47,54 | 45,26 | 37,36 | 43,06 | 39,85 | 42,11 | 47,48 | 45,17 |
| E19 Westveld - Verspr. | 28,70 | 39,35 | 34,03 | 0,00 | 0,00 | 0,00 | 28,70 | 39,35 | 34,03 |
| E201 Oude Bareel - Kern | 39,95 | 42,09 | 41,05 | 32,00 | 38,00 | 34,10 | 39,70 | 42,02 | 40,88 |
| E222 Achtendries | 36,44 | 38,26 | 37,35 | 49,33 | 32,33 | 42,96 | 36,80 | 38,16 | 37,48 |
| E283 Voordestraat | 45,96 | 50,57 | 47,62 | 0,00 | 21,00 | 21,00 | 45,96 | 48,60 | 46,95 |
| E29 Oude Bareel | 31,19 | 32,60 | 31,86 | 34,71 | 22,33 | 31,00 | 31,24 | 32,53 | 31,85 |
| E31 Scheldeoord | 39,03 | 45,96 | 42,94 | 32,64 | 36,59 | 34,70 | 38,31 | 45,04 | 42,08 |
| E32 Dampoort | 32,89 | 34,76 | 33,83 | 32,84 | 32,27 | 32,57 | 32,88 | 34,35 | 33,61 |
| E331 Sint - Bernadette | 36,45 | 38,37 | 37,44 | 36,95 | 38,04 | 37,59 | 36,46 | 38,36 | 37,44 |
| F001 Gentbrugge - Centr | 38,96 | 44,36 | 41,77 | 28,85 | 33,02 | 30,86 | 38,56 | 43,98 | 41,37 |
| F01 Dries | 41,78 | 43,56 | 42,71 | 47,27 | 39,39 | 42,69 | 41,87 | 43,47 | 42,71 |
| F072 Trekweg | 31,97 | 38,32 | 35,12 | 22,60 | 20,33 | 21,75 | 31,59 | 37,88 | 34,68 |

| | Belgen | | | vreemdelingen | | | Totaal | | |
|-----------------------------|--------|---------|--------|---------------|---------|--------|--------|---------|--------|
| | mannen | vrouwen | totaal | mannen | vrouwen | totaal | mannen | vrouwen | totaal |
| F091 Zwarte Fles | 63,00 | 72,00 | 66,00 | 0,00 | 0,00 | 0,00 | 63,00 | 72,00 | 66,00 |
| F110 Sportplein | 41,53 | 44,01 | 42,82 | 36,79 | 38,26 | 37,45 | 41,35 | 43,85 | 42,65 |
| F121 Vogelhoek | 38,40 | 42,20 | 40,33 | 30,88 | 31,66 | 31,30 | 38,20 | 41,87 | 40,07 |
| F132 Coninxdonk | 36,72 | 37,11 | 36,92 | 55,00 | 42,75 | 45,20 | 36,86 | 37,28 | 37,08 |
| F172 Arsenaal | 59,00 | 51,00 | 55,00 | 0,00 | 0,00 | 0,00 | 59,00 | 51,00 | 55,00 |
| G00 Ledeberg - Centrum | 35,73 | 38,96 | 37,34 | 30,24 | 30,21 | 30,23 | 34,87 | 37,56 | 36,21 |
| G01 Flora | 36,46 | 37,60 | 37,04 | 33,02 | 31,62 | 32,33 | 36,09 | 36,99 | 36,54 |
| G022 Keizerspark | 44,51 | 49,65 | 47,20 | 27,60 | 28,00 | 27,76 | 42,42 | 47,87 | 45,21 |
| G031 Eindeke | 38,98 | 42,37 | 40,70 | 27,10 | 32,26 | 29,21 | 37,52 | 41,50 | 39,49 |
| G042 Belle Vue | 46,03 | 52,35 | 49,44 | 26,03 | 31,76 | 28,42 | 43,18 | 50,46 | 47,00 |
| G101 L. Vanhouttebuurt | 37,22 | 39,69 | 38,51 | 37,32 | 33,79 | 35,51 | 37,23 | 39,38 | 38,34 |
| G112 De Naeydreef | 39,78 | 45,29 | 42,74 | 31,32 | 31,61 | 31,45 | 38,71 | 44,06 | 41,53 |
| G123 Moscou | 36,01 | 38,26 | 37,22 | 36,50 | 33,00 | 35,33 | 36,03 | 38,20 | 37,19 |
| G200 Merelbeke Station | 39,59 | 42,04 | 40,81 | 33,65 | 31,25 | 32,25 | 39,38 | 41,52 | 40,46 |
| H001 Zwijnaarde - Centr | 39,29 | 45,43 | 42,45 | 35,00 | 35,59 | 35,30 | 39,23 | 45,29 | 42,34 |
| H01 Roosken | 38,87 | 42,33 | 40,69 | 17,17 | 33,25 | 23,60 | 38,36 | 42,20 | 40,37 |
| H020 Hutsepot | 40,82 | 44,84 | 42,79 | 43,00 | 25,33 | 37,70 | 40,93 | 44,42 | 42,61 |
| H032 Universiteit | 62,00 | 62,00 | 62,00 | 0,00 | 0,00 | 0,00 | 62,00 | 62,00 | 62,00 |
| H042 T Schaarken | 40,25 | 41,01 | 40,64 | 34,24 | 40,54 | 36,97 | 40,08 | 41,00 | 40,55 |
| H053 Ter Linden | 41,26 | 45,15 | 43,30 | 38,25 | 34,67 | 36,35 | 41,21 | 44,99 | 43,19 |
| H091 Zonneput | 40,10 | 40,93 | 40,54 | 21,00 | 24,20 | 23,29 | 39,83 | 40,40 | 40,13 |
| H111 Kon. Leopoldstraat | 38,79 | 43,14 | 40,95 | 30,33 | 34,00 | 32,43 | 38,43 | 42,61 | 40,52 |
| H171 Zwijnaarde - Industrie | 39,20 | 46,51 | 42,96 | 65,50 | 0,00 | 65,50 | 40,21 | 46,51 | 43,39 |
| H196 Maaltepark | 40,50 | 40,22 | 40,38 | 0,00 | 76,00 | 76,00 | 40,50 | 43,80 | 42,00 |
| H210 Rijvissche | 46,80 | 50,00 | 48,39 | 61,75 | 45,00 | 58,40 | 47,20 | 49,97 | 48,56 |
| H220 Paolalaan | 48,85 | 42,89 | 46,05 | 0,00 | 0,00 | 0,00 | 48,85 | 42,89 | 46,05 |
| H310 Klosse | 38,86 | 42,35 | 40,55 | 0,00 | 0,00 | 0,00 | 38,86 | 42,35 | 40,55 |
| H325 Hoedjen | 45,31 | 44,56 | 44,96 | 65,00 | 61,00 | 62,33 | 45,47 | 44,86 | 45,18 |
| H394 Nieuwgoed | 38,34 | 37,45 | 37,92 | 0,00 | 0,00 | 0,00 | 38,34 | 37,45 | 37,92 |
| J00 Sint - Denijs - Westr | 40,33 | 45,80 | 43,37 | 46,38 | 39,33 | 43,09 | 40,52 | 45,65 | 43,36 |
| J010 Drie Sleutels | 41,66 | 42,09 | 41,88 | 50,33 | 37,00 | 42,71 | 41,81 | 41,98 | 41,90 |
| J022 Vierschaar | 41,34 | 43,17 | 42,28 | 56,33 | 0,00 | 56,33 | 41,59 | 43,17 | 42,39 |
| J081 Puttenhove | 35,49 | 41,16 | 38,04 | 0,00 | 0,00 | 0,00 | 35,49 | 41,16 | 38,04 |
| J091 Rosdam | 34,33 | 39,88 | 36,83 | 36,00 | 0,00 | 36,00 | 34,41 | 39,88 | 36,81 |
| J100 Maalte | 50,61 | 55,90 | 53,56 | 40,75 | 42,00 | 41,23 | 50,12 | 55,55 | 53,11 |
| J11 Steenaarde | 42,21 | 46,26 | 44,32 | 34,43 | 32,91 | 33,76 | 41,99 | 45,99 | 44,07 |
| J172 Bugten | 36,92 | 42,32 | 39,67 | 0,00 | 0,00 | 0,00 | 36,92 | 42,32 | 39,67 |
| J197 Maria Middelaes | 57,00 | 72,60 | 71,63 | 27,00 | 60,50 | 49,33 | 42,00 | 71,18 | 68,11 |
| J200 Afsnee - Centrum | 38,03 | 40,37 | 39,25 | 41,25 | 23,25 | 32,25 | 38,09 | 40,06 | 39,12 |
| J280 Kouter (Sint - Denijs) | 44,35 | 45,07 | 44,72 | 58,00 | 39,50 | 43,20 | 44,47 | 44,90 | 44,69 |
| J290 Goedinge | 50,67 | 47,67 | 49,06 | 0,00 | 0,00 | 0,00 | 50,67 | 47,67 | 49,06 |
| K001 Drongen Dorp | 37,79 | 41,95 | 39,95 | 37,00 | 40,40 | 38,70 | 37,77 | 41,92 | 39,93 |
| K011 Eikendreef | 39,35 | 42,22 | 40,81 | 40,33 | 30,21 | 34,88 | 39,39 | 41,73 | 40,58 |
| K022 Oude Abdij | 41,82 | 38,88 | 40,35 | 43,00 | 0,00 | 43,00 | 41,83 | 38,88 | 40,36 |
| K10 Baarle Dorp | 45,57 | 58,52 | 53,08 | 37,50 | 35,50 | 36,17 | 45,49 | 58,20 | 52,88 |
| K11 Noordhout | 38,55 | 38,58 | 38,56 | 0,00 | 31,00 | 31,00 | 38,55 | 38,50 | 38,53 |
| K12 Baarlevelde | 39,30 | 41,49 | 40,36 | 46,00 | 0,00 | 46,00 | 39,39 | 41,49 | 40,40 |
| K132 Gaverland | 43,75 | 44,07 | 43,92 | 40,67 | 31,40 | 34,88 | 43,72 | 43,92 | 43,82 |
| K143 Ter Rivieren | 44,01 | 45,58 | 44,78 | 21,00 | 34,57 | 29,64 | 43,69 | 45,30 | 44,49 |

| | Belgen | | | vreemdelingen | | | Totaal | | |
|-------------------------|--------|---------|--------|---------------|---------|--------|--------|---------|--------|
| | mannen | vrouwen | totaal | mannen | vrouwen | totaal | mannen | vrouwen | totaal |
| K171 Dr-Industriepark | 37,88 | 36,27 | 37,02 | 0,00 | 0,00 | 0,00 | 37,88 | 36,27 | 37,02 |
| K180 Blauwpoort | 39,27 | 36,33 | 37,86 | 0,00 | 31,00 | 31,00 | 39,27 | 36,12 | 37,73 |
| K191 Vierlinden | 39,09 | 40,62 | 39,81 | 0,00 | 0,00 | 0,00 | 39,09 | 40,62 | 39,81 |
| K201 Luchteren | 38,08 | 37,39 | 37,73 | 44,00 | 0,00 | 44,00 | 38,10 | 37,39 | 37,74 |
| K21 Halewijn | 39,60 | 42,06 | 40,79 | 39,00 | 24,00 | 34,00 | 39,59 | 41,86 | 40,68 |
| K220 Slindonk | 47,31 | 42,62 | 45,00 | 0,00 | 0,00 | 0,00 | 47,31 | 42,62 | 45,00 |
| K232 Campagne | 39,80 | 42,31 | 41,01 | 59,22 | 38,29 | 50,06 | 40,11 | 42,25 | 41,14 |
| K28 Kraaiaarde | 44,47 | 44,41 | 44,44 | 0,00 | 52,00 | 52,00 | 44,47 | 44,49 | 44,48 |
| K291 Helsendries | 38,49 | 39,63 | 39,05 | 50,00 | 45,00 | 47,50 | 38,57 | 39,67 | 39,11 |
| K392 Heie | 38,64 | 40,52 | 39,53 | 56,00 | 0,00 | 56,00 | 38,74 | 40,52 | 39,58 |
| K40 Drie Leien | 41,76 | 42,70 | 42,22 | 51,80 | 41,00 | 47,75 | 42,10 | 42,67 | 42,37 |
| K48 De Karper | 39,23 | 38,10 | 38,65 | 0,00 | 0,00 | 0,00 | 39,23 | 38,10 | 38,65 |
| K49 Assels | 43,31 | 44,54 | 43,92 | 0,00 | 37,50 | 37,50 | 43,31 | 44,35 | 43,84 |
| K512 Mijlpaal | 40,17 | 42,85 | 41,54 | 45,00 | 44,25 | 44,70 | 40,23 | 42,86 | 41,57 |
| K523 Paradijkskouter | 38,21 | 42,09 | 40,26 | 32,31 | 40,50 | 35,46 | 37,93 | 42,04 | 40,08 |
| K534 Hoogland | 37,84 | 38,73 | 38,29 | 53,00 | 50,50 | 52,29 | 38,14 | 38,82 | 38,48 |
| K543 De Roos | 39,18 | 39,84 | 39,50 | 0,00 | 21,00 | 21,00 | 39,18 | 39,59 | 39,38 |
| K613 Oude Wee | 38,94 | 42,45 | 40,66 | 49,13 | 59,00 | 51,10 | 39,06 | 42,50 | 40,74 |
| K622 Heilig Huizeken | 43,00 | 42,87 | 42,94 | 36,78 | 40,33 | 37,67 | 42,81 | 42,85 | 42,83 |
| K630 Varendries | 39,17 | 39,10 | 39,14 | 56,00 | 30,50 | 43,25 | 39,35 | 39,03 | 39,18 |
| K632 Keuzestraat | 38,07 | 36,19 | 37,05 | 57,00 | 0,00 | 57,00 | 38,40 | 36,19 | 37,21 |
| K682 Wafelijzer | 66,33 | 65,50 | 66,00 | 0,00 | 0,00 | 0,00 | 66,33 | 65,50 | 66,00 |
| K691 Prinsenhof | 33,43 | 43,68 | 37,94 | 0,00 | 0,00 | 0,00 | 33,43 | 43,68 | 37,94 |
| L00 Mariakerke Centrum | 41,58 | 43,50 | 42,58 | 42,92 | 30,91 | 37,17 | 41,61 | 43,24 | 42,46 |
| L011 Kolegem | 44,56 | 47,90 | 46,32 | 39,02 | 34,86 | 36,94 | 44,37 | 47,51 | 46,02 |
| L02 Kerkwijk | 42,37 | 45,00 | 43,72 | 37,45 | 27,64 | 33,97 | 42,25 | 44,75 | 43,52 |
| L03 Brug Zuidwest | 35,77 | 41,36 | 38,54 | 30,00 | 26,00 | 28,00 | 35,73 | 41,24 | 38,47 |
| L04 Brug Zuidoost | 41,98 | 43,25 | 42,62 | 21,50 | 24,67 | 23,08 | 41,19 | 42,54 | 41,87 |
| L051 Vijfhoek | 41,59 | 42,87 | 42,24 | 48,00 | 46,30 | 47,41 | 41,72 | 42,90 | 42,31 |
| L072 Lieve (Mariakerke) | 58,90 | 62,50 | 60,25 | 0,00 | 0,00 | 0,00 | 58,90 | 62,50 | 60,25 |
| L09 Mariakerke - Verspr | 38,14 | 41,03 | 39,72 | 42,33 | 32,25 | 38,30 | 38,25 | 40,90 | 39,70 |
| L112 Maeswal | 39,61 | 42,55 | 41,14 | 32,19 | 33,79 | 32,83 | 39,31 | 42,33 | 40,86 |
| L121 Rustoord | 40,06 | 38,69 | 39,39 | 32,00 | 30,94 | 31,46 | 39,09 | 37,71 | 38,41 |
| L30 Beekstraat - Kouter | 40,67 | 42,02 | 41,34 | 54,13 | 47,00 | 52,70 | 40,85 | 42,04 | 41,43 |
| M00 Wondelgem Centrum | 40,36 | 43,66 | 42,09 | 39,07 | 43,28 | 41,10 | 40,32 | 43,65 | 42,07 |
| M01 Westergem | 40,93 | 41,76 | 41,36 | 43,25 | 36,17 | 39,65 | 40,99 | 41,61 | 41,31 |
| M020 Kouterken (Wond) | 42,77 | 44,17 | 43,47 | 49,42 | 49,00 | 49,24 | 42,89 | 44,23 | 43,56 |
| M03 Woestijnegoed | 42,25 | 46,95 | 44,71 | 39,73 | 28,12 | 34,13 | 42,16 | 46,37 | 44,36 |
| M040 Gavers (Wond) | 41,70 | 42,96 | 42,35 | 43,25 | 47,75 | 45,50 | 41,72 | 43,03 | 42,40 |
| M052 Houtjen | 37,20 | 38,81 | 37,95 | 29,86 | 31,82 | 30,72 | 36,77 | 38,44 | 37,55 |
| M080 Lieve - Noord | 44,81 | 44,95 | 44,88 | 56,00 | 54,00 | 55,00 | 45,11 | 45,18 | 45,15 |
| M102 Van Bevereplein | 37,17 | 38,55 | 37,90 | 32,67 | 35,30 | 33,93 | 36,69 | 38,26 | 37,51 |
| M112 Steengoed | 40,46 | 42,52 | 41,55 | 44,50 | 36,50 | 40,50 | 40,51 | 42,45 | 41,53 |
| M173 Oude Lieve | 33,90 | 31,05 | 32,57 | 38,29 | 34,56 | 36,19 | 34,45 | 31,65 | 33,10 |
| M27 Wissenhagestraat | 40,14 | 34,77 | 37,56 | 40,00 | 27,80 | 33,22 | 40,13 | 34,10 | 37,20 |
| M37 Wond. Meersen | 36,55 | 39,12 | 37,78 | 36,76 | 27,58 | 33,39 | 36,56 | 38,59 | 37,52 |
| M472 Langerbrugge | 44,65 | 47,29 | 45,92 | 0,00 | 33,50 | 33,50 | 44,65 | 46,96 | 45,78 |
| M49 Pachtgoed | 67,00 | 49,00 | 58,00 | 28,50 | 0,00 | 28,50 | 47,75 | 49,00 | 48,17 |
| M57 Rieme | 0,00 | 34,00 | 34,00 | 31,00 | 0,00 | 31,00 | 31,00 | 34,00 | 33,25 |

8.7. Migraties per statistische sector

a. aankomsten (uit andere gemeenten en mutaties binnen Gent)

| Sector | Belgen | | | Vreemdelingen | | | Totaal | | |
|-----------------------------|--------|-----|--------|---------------|-----|--------|--------|-----|--------|
| | M | V | Totaal | M | V | Totaal | M | V | Totaal |
| A00 Kuip | 78 | 67 | 145 | 19 | 19 | 38 | 97 | 86 | 183 |
| A01 Sint - Jacobs | 236 | 198 | 434 | 74 | 48 | 122 | 310 | 246 | 556 |
| A02 Kouter | 70 | 69 | 139 | 20 | 11 | 31 | 90 | 80 | 170 |
| A03 Patershol | 86 | 70 | 156 | 21 | 17 | 38 | 107 | 87 | 194 |
| A040 Briel | 189 | 195 | 384 | 40 | 32 | 72 | 229 | 227 | 456 |
| A05 Begijnhofdries | 321 | 223 | 544 | 64 | 62 | 126 | 385 | 285 | 670 |
| A10 Sint - Macharius | 141 | 140 | 281 | 101 | 63 | 164 | 242 | 203 | 445 |
| A13 Heernis | 279 | 191 | 470 | 62 | 64 | 126 | 341 | 255 | 596 |
| A20 Gent - Centrum - Zuid | 216 | 189 | 405 | 74 | 51 | 125 | 290 | 240 | 530 |
| A21 Visserij | 38 | 39 | 77 | 4 | 3 | 7 | 42 | 42 | 84 |
| A221 Brusselse Poort | 147 | 132 | 279 | 45 | 28 | 73 | 192 | 160 | 352 |
| A23 Zuidpark | 108 | 109 | 217 | 21 | 20 | 41 | 129 | 129 | 258 |
| A24 Dierentuin | 214 | 202 | 416 | 54 | 42 | 96 | 268 | 244 | 512 |
| A31 Nederkouter | 134 | 112 | 246 | 27 | 25 | 52 | 161 | 137 | 298 |
| A321 Sint - Pieters | 143 | 144 | 287 | 104 | 101 | 205 | 247 | 245 | 492 |
| A33 Heuvelpoort | 241 | 159 | 400 | 62 | 65 | 127 | 303 | 224 | 527 |
| A342 Citadelpark | 29 | 25 | 54 | 3 | 2 | 5 | 32 | 27 | 59 |
| A35 Station | 434 | 386 | 820 | 61 | 75 | 136 | 495 | 461 | 956 |
| A40 Ganzendries | 149 | 149 | 298 | 17 | 26 | 43 | 166 | 175 | 341 |
| A410 Patijntje | 36 | 41 | 77 | 6 | 6 | 12 | 42 | 47 | 89 |
| A42 Neermeersen | 84 | 86 | 170 | 31 | 36 | 67 | 115 | 122 | 237 |
| A45 Groene Vallei | 60 | 48 | 108 | 9 | 9 | 18 | 69 | 57 | 126 |
| A46 Blaarmeersen | 4 | 4 | 8 | 0 | 0 | 0 | 4 | 4 | 8 |
| A50 Drongensteenweg | 266 | 220 | 486 | 165 | 135 | 300 | 431 | 355 | 786 |
| A51 Malem | 43 | 80 | 123 | 18 | 15 | 33 | 61 | 95 | 156 |
| A521 Brugse Poort | 199 | 175 | 374 | 91 | 71 | 162 | 290 | 246 | 536 |
| A531 Rooigem | 182 | 164 | 346 | 150 | 117 | 267 | 332 | 281 | 613 |
| A542 Groendreef | 105 | 109 | 214 | 103 | 92 | 195 | 208 | 201 | 409 |
| A60 Voormuide | 68 | 54 | 122 | 53 | 48 | 101 | 121 | 102 | 223 |
| A62 Ham | 172 | 122 | 294 | 79 | 73 | 152 | 251 | 195 | 446 |
| A63 Tolhuis | 169 | 149 | 318 | 190 | 131 | 321 | 359 | 280 | 639 |
| A64 Blaisantvest | 51 | 40 | 91 | 42 | 48 | 90 | 93 | 88 | 181 |
| A711 Ekkergem | 205 | 116 | 321 | 51 | 30 | 81 | 256 | 146 | 402 |
| A722 Bijloke | 148 | 144 | 292 | 27 | 37 | 64 | 175 | 181 | 356 |
| A731 Galgenberg | 264 | 203 | 467 | 59 | 58 | 117 | 323 | 261 | 584 |
| A742 Pekelharing | 92 | 86 | 178 | 44 | 34 | 78 | 136 | 120 | 256 |
| A801 Wondelgemstraat | 184 | 181 | 365 | 226 | 169 | 395 | 410 | 350 | 760 |
| A812 Rabot | 84 | 90 | 174 | 51 | 37 | 88 | 135 | 127 | 262 |
| A873 Rabot Station | 60 | 66 | 126 | 22 | 17 | 39 | 82 | 83 | 165 |
| B12 Over de Meersstraat | 5 | 3 | 8 | 0 | 0 | 0 | 5 | 3 | 8 |
| B301 Sint - Pieters - Aalst | 130 | 127 | 257 | 71 | 71 | 142 | 201 | 198 | 399 |
| B312 De Smet - De Naeyer | 45 | 39 | 84 | 10 | 6 | 16 | 55 | 45 | 100 |
| B321 Kauwplein | 145 | 115 | 260 | 45 | 35 | 80 | 190 | 150 | 340 |

| Sector | Belgen | | | Vreemdelingen | | | Totaal | | |
|----------------------------|--------|-----|--------|---------------|-----|--------|--------|-----|--------|
| | M | V | Totaal | M | V | Totaal | M | V | Totaal |
| B331 De Sterre | 43 | 38 | 81 | 12 | 16 | 28 | 55 | 54 | 109 |
| B342 Rekencentrum | 3 | 4 | 7 | 6 | 3 | 9 | 9 | 7 | 16 |
| B354 Aaigem | 64 | 55 | 119 | 8 | 5 | 13 | 72 | 60 | 132 |
| B411 Ottergemse Dries | 73 | 68 | 141 | 96 | 87 | 183 | 169 | 155 | 324 |
| B422 Akademisch Ziekenhuis | 2 | 6 | 8 | 0 | 1 | 1 | 2 | 7 | 9 |
| B433 Steenakker | 98 | 92 | 190 | 68 | 72 | 140 | 166 | 164 | 330 |
| B443 Nieuw Gent | 127 | 132 | 259 | 96 | 105 | 201 | 223 | 237 | 460 |
| B452 Sint - Alois | 7 | 4 | 11 | 0 | 0 | 0 | 7 | 4 | 11 |
| B472 Groothandelsmarkt | 6 | 7 | 13 | 1 | 0 | 1 | 7 | 7 | 14 |
| C710 Afrikalaan | 104 | 63 | 167 | 47 | 43 | 90 | 151 | 106 | 257 |
| C72 Muidebrug | 55 | 51 | 106 | 43 | 42 | 85 | 98 | 93 | 191 |
| C800 Muide | 114 | 80 | 194 | 72 | 54 | 126 | 186 | 134 | 320 |
| C811 Meulestede | 65 | 52 | 117 | 34 | 42 | 76 | 99 | 94 | 193 |
| D001 Oostakker Centrum | 115 | 195 | 310 | 7 | 2 | 9 | 122 | 197 | 319 |
| D012 Wittewalle | 39 | 31 | 70 | 4 | 4 | 8 | 43 | 35 | 78 |
| D023 Mager Goed | 92 | 98 | 190 | 3 | 2 | 5 | 95 | 100 | 195 |
| D032 Walput | 12 | 7 | 19 | 0 | 0 | 0 | 12 | 7 | 19 |
| D084 Drie Zwaantjes | 13 | 11 | 24 | 0 | 0 | 0 | 13 | 11 | 24 |
| D10 Lourdes | 126 | 156 | 282 | 9 | 7 | 16 | 135 | 163 | 298 |
| D181 Krijte | 24 | 23 | 47 | 8 | 5 | 13 | 32 | 28 | 60 |
| D190 Schansakker | 37 | 34 | 71 | 1 | 2 | 3 | 38 | 36 | 74 |
| D212 Goedlevenstraat | 22 | 19 | 41 | 3 | 4 | 7 | 25 | 23 | 48 |
| D41 J.F. Kennedylaan | 27 | 30 | 57 | 1 | 0 | 1 | 28 | 30 | 58 |
| D50 Desteldonk - Dorp | 30 | 31 | 61 | 0 | 2 | 2 | 30 | 33 | 63 |
| D58 Zaffelare | 1 | 1 | 2 | 0 | 0 | 0 | 1 | 1 | 2 |
| D60 Sint - Kruis - Winkel | 39 | 40 | 79 | 1 | 1 | 2 | 40 | 41 | 81 |
| D610 Ter Donk | 1 | 0 | 1 | 0 | 0 | 0 | 1 | 0 | 1 |
| D69 Mendonk | 1 | 5 | 6 | 0 | 0 | 0 | 1 | 5 | 6 |
| E00 St-Amandsberg Centr | 139 | 144 | 283 | 69 | 66 | 135 | 208 | 210 | 418 |
| E01 Sint - Baafskouter | 83 | 101 | 184 | 23 | 13 | 36 | 106 | 114 | 220 |
| E021 Groot Begijnhof | 133 | 153 | 286 | 84 | 86 | 170 | 217 | 239 | 456 |
| E031 Syngemkouter | 197 | 180 | 377 | 23 | 15 | 38 | 220 | 195 | 415 |
| E042 Scheldestraat | 209 | 210 | 419 | 40 | 49 | 89 | 249 | 259 | 508 |
| E052 Rozebroeken | 51 | 81 | 132 | 9 | 6 | 15 | 60 | 87 | 147 |
| E10 Westveld - Kern | 64 | 68 | 132 | 8 | 6 | 14 | 72 | 74 | 146 |
| E201 Oude Bareel - Kern | 27 | 35 | 62 | 3 | 0 | 3 | 30 | 35 | 65 |
| E222 Achtendries | 31 | 37 | 68 | 2 | 6 | 8 | 33 | 43 | 76 |
| E283 Voordestraat | 0 | 2 | 2 | 0 | 1 | 1 | 0 | 3 | 3 |
| E29 Oude Bareel | 24 | 25 | 49 | 0 | 0 | 0 | 24 | 25 | 49 |
| E31 Scheldeoord | 38 | 44 | 82 | 15 | 16 | 31 | 53 | 60 | 113 |
| E32 Dampoort | 156 | 128 | 284 | 118 | 79 | 197 | 274 | 207 | 481 |
| E331 Sint - Bernadette | 72 | 74 | 146 | 9 | 11 | 20 | 81 | 85 | 166 |
| F001 Gentbrugge - Centrum | 125 | 147 | 272 | 15 | 15 | 30 | 140 | 162 | 302 |
| F01 Dries | 85 | 93 | 178 | 13 | 9 | 22 | 98 | 102 | 200 |
| F072 Trekweg | 10 | 12 | 22 | 3 | 2 | 5 | 13 | 14 | 27 |
| F110 Sportplein | 124 | 145 | 269 | 35 | 21 | 56 | 159 | 166 | 325 |
| F121 Vogelhoek | 137 | 166 | 303 | 18 | 17 | 35 | 155 | 183 | 338 |
| F132 Coninxdonk | 1 | 1 | 2 | 0 | 0 | 0 | 1 | 1 | 2 |

| Sector | Belgen | | | Vreemdelingen | | | Totaal | | |
|--------------------------------|--------|-----|--------|---------------|-----|--------|--------|-----|--------|
| | M | V | Totaal | M | V | Totaal | M | V | Totaal |
| G00 Ledeberg - Centrum | 264 | 258 | 522 | 188 | 150 | 338 | 452 | 408 | 860 |
| G01 Flora | 82 | 66 | 148 | 30 | 31 | 61 | 112 | 97 | 209 |
| G022 Keizerspark | 16 | 14 | 30 | 6 | 2 | 8 | 22 | 16 | 38 |
| G031 Eindeke | 51 | 50 | 101 | 28 | 19 | 47 | 79 | 69 | 148 |
| G042 Belle Vue | 32 | 31 | 63 | 20 | 13 | 33 | 52 | 44 | 96 |
| G101 L. Vanhouttebuurt St-Ant | 153 | 140 | 293 | 29 | 24 | 53 | 182 | 164 | 346 |
| G112 De Naeyerdreef | 58 | 72 | 130 | 38 | 29 | 67 | 96 | 101 | 197 |
| G123 Moscou | 6 | 3 | 9 | 2 | 1 | 3 | 8 | 4 | 12 |
| G200 Merelbeke Station | 103 | 66 | 169 | 12 | 6 | 18 | 115 | 72 | 187 |
| H001 Zwijnaarde - Centrum | 121 | 158 | 279 | 5 | 7 | 12 | 126 | 165 | 291 |
| H01 Roosken | 25 | 26 | 51 | 2 | 2 | 4 | 27 | 28 | 55 |
| H020 Hutsepot | 13 | 13 | 26 | 1 | 2 | 3 | 14 | 15 | 29 |
| H042 T Schaarken | 57 | 46 | 103 | 6 | 6 | 12 | 63 | 52 | 115 |
| H053 Ter Linden | 24 | 43 | 67 | 1 | 1 | 2 | 25 | 44 | 69 |
| H091 Zonneput | 10 | 9 | 19 | 0 | 1 | 1 | 10 | 10 | 20 |
| H111 Kon. Leopoldstraat | 1 | 3 | 4 | 0 | 0 | 0 | 1 | 3 | 4 |
| H171 Zwijnaarde - Industrie | 3 | 5 | 8 | 1 | 0 | 1 | 4 | 5 | 9 |
| H210 Rijvissche | 8 | 5 | 13 | 0 | 2 | 2 | 8 | 7 | 15 |
| H220 Paolalaan | 6 | 4 | 10 | 0 | 0 | 0 | 6 | 4 | 10 |
| H310 Klosse | 6 | 3 | 9 | 0 | 0 | 0 | 6 | 3 | 9 |
| H325 Hoedjen | 8 | 2 | 10 | 1 | 1 | 2 | 9 | 3 | 12 |
| H394 Nieuwgoed | 1 | 2 | 3 | 0 | 0 | 0 | 1 | 2 | 3 |
| J00 St-Denijs-Westrem- Centr | 44 | 45 | 89 | 9 | 5 | 14 | 53 | 50 | 103 |
| J010 Drie Sleutels | 45 | 45 | 90 | 2 | 0 | 2 | 47 | 45 | 92 |
| J022 Vierschaar | 5 | 5 | 10 | 0 | 0 | 0 | 5 | 5 | 10 |
| J081 Puttenhove | 4 | 3 | 7 | 0 | 0 | 0 | 4 | 3 | 7 |
| J091 Rosdam | 4 | 3 | 7 | 1 | 1 | 2 | 5 | 4 | 9 |
| J100 Maalte | 24 | 34 | 58 | 4 | 1 | 5 | 28 | 35 | 63 |
| J11 Steenaarde | 27 | 24 | 51 | 2 | 4 | 6 | 29 | 28 | 57 |
| J172 Bugten | 0 | 1 | 1 | 0 | 0 | 0 | 0 | 1 | 1 |
| J197 Maria Middelaes | 1 | 0 | 1 | 0 | 1 | 1 | 1 | 1 | 2 |
| J200 Afsnee - Centrum | 6 | 4 | 10 | 0 | 0 | 0 | 6 | 4 | 10 |
| J280 Kouter (St-Denijs- Westr) | 2 | 1 | 3 | 0 | 0 | 0 | 2 | 1 | 3 |
| J290 Goedinge | 7 | 2 | 9 | 0 | 0 | 0 | 7 | 2 | 9 |
| K001 Drongen Dorp | 19 | 21 | 40 | 4 | 1 | 5 | 23 | 22 | 45 |
| K011 Eikendreef | 40 | 46 | 86 | 4 | 5 | 9 | 44 | 51 | 95 |
| K022 Oude Abdij | 13 | 8 | 21 | 0 | 0 | 0 | 13 | 8 | 21 |
| K10 Baarle Dorp | 33 | 48 | 81 | 1 | 3 | 4 | 34 | 51 | 85 |
| K11 Noordhout | 4 | 3 | 7 | 0 | 0 | 0 | 4 | 3 | 7 |
| K12 Baarlevelde | 1 | 2 | 3 | 0 | 0 | 0 | 1 | 2 | 3 |
| K132 Gaverland | 13 | 22 | 35 | 1 | 2 | 3 | 14 | 24 | 38 |
| K143 Ter Rivieren | 13 | 13 | 26 | 3 | 2 | 5 | 16 | 15 | 31 |
| K171 Drongen - Industripark | 2 | 2 | 4 | 0 | 0 | 0 | 2 | 2 | 4 |
| K180 Blauwpoort | 1 | 2 | 3 | 0 | 0 | 0 | 1 | 2 | 3 |
| K191 Vierlinden | 4 | 4 | 8 | 0 | 0 | 0 | 4 | 4 | 8 |
| K201 Luchteren | 17 | 10 | 27 | 1 | 0 | 1 | 18 | 10 | 28 |
| K21 Halewijn | 6 | 4 | 10 | 1 | 1 | 2 | 7 | 5 | 12 |
| K220 Slindonk | 1 | 1 | 2 | 0 | 0 | 0 | 1 | 1 | 2 |

| Sector | Belgen | | | Vreemdelingen | | | Totaal | | |
|-----------------------------|--------|-----|--------|---------------|----|--------|--------|-----|--------|
| | M | V | Totaal | M | V | Totaal | M | V | Totaal |
| K232 Campagne | 25 | 29 | 54 | 2 | 0 | 2 | 27 | 29 | 56 |
| K28 Kraaiaarde | 7 | 7 | 14 | 0 | 0 | 0 | 7 | 7 | 14 |
| K291 Helsendries | 22 | 19 | 41 | 0 | 1 | 1 | 22 | 20 | 42 |
| K392 Heie | 13 | 10 | 23 | 0 | 0 | 0 | 13 | 10 | 23 |
| K40 Drie Leien | 7 | 6 | 13 | 1 | 2 | 3 | 8 | 8 | 16 |
| K48 De Karper | 1 | 1 | 2 | 0 | 0 | 0 | 1 | 1 | 2 |
| K49 Assels | 8 | 7 | 15 | 0 | 1 | 1 | 8 | 8 | 16 |
| K512 Mijlpaal | 48 | 41 | 89 | 3 | 2 | 5 | 51 | 43 | 94 |
| K523 Paradijkskouter | 16 | 13 | 29 | 3 | 1 | 4 | 19 | 14 | 33 |
| K534 Hoogland | 12 | 9 | 21 | 0 | 1 | 1 | 12 | 10 | 22 |
| K543 De Roos | 19 | 17 | 36 | 0 | 1 | 1 | 19 | 18 | 37 |
| K613 Oude Wee | 30 | 32 | 62 | 0 | 0 | 0 | 30 | 32 | 62 |
| K622 Heilig Huizeken | 8 | 12 | 20 | 4 | 1 | 5 | 12 | 13 | 25 |
| K630 Varendries | 6 | 7 | 13 | 0 | 1 | 1 | 6 | 8 | 14 |
| K632 Keuzestraat | 5 | 8 | 13 | 0 | 0 | 0 | 5 | 8 | 13 |
| K691 Prinsenhof | 0 | 2 | 2 | 0 | 0 | 0 | 0 | 2 | 2 |
| L00 Mariakerke Centrum | 84 | 101 | 185 | 8 | 10 | 18 | 92 | 111 | 203 |
| L011 Kolegem | 130 | 155 | 285 | 15 | 15 | 30 | 145 | 170 | 315 |
| L02 Kerkwijk | 37 | 44 | 81 | 10 | 9 | 19 | 47 | 53 | 100 |
| L03 Brug Zuidwest | 17 | 15 | 32 | 1 | 1 | 2 | 18 | 16 | 34 |
| L04 Brug Zuidoost | 11 | 15 | 26 | 4 | 3 | 7 | 15 | 18 | 33 |
| L051 Vijfhoek | 43 | 54 | 97 | 4 | 1 | 5 | 47 | 55 | 102 |
| L072 Lieve (Mariakerke) | 1 | 0 | 1 | 0 | 0 | 0 | 1 | 0 | 1 |
| L09 Mariakerke - Verspr bew | 8 | 11 | 19 | 2 | 2 | 4 | 10 | 13 | 23 |
| L112 Maeswal | 37 | 34 | 71 | 9 | 2 | 11 | 46 | 36 | 82 |
| L121 Rustoord | 181 | 161 | 342 | 108 | 90 | 198 | 289 | 251 | 540 |
| L30 Beekstraat - Kouter | 59 | 62 | 121 | 3 | 0 | 3 | 62 | 62 | 124 |
| M00 Wondelgem Centrum | 102 | 120 | 222 | 12 | 11 | 23 | 114 | 131 | 245 |
| M01 Westergem | 109 | 102 | 211 | 8 | 4 | 12 | 117 | 106 | 223 |
| M020 Kouterken (Wondelgem) | 147 | 122 | 269 | 10 | 15 | 25 | 157 | 137 | 294 |
| M03 Woestijnegoed-Molenh | 102 | 136 | 238 | 18 | 12 | 30 | 120 | 148 | 268 |
| M040 Gavers (Wondelgem) | 74 | 77 | 151 | 2 | 2 | 4 | 76 | 79 | 155 |
| M052 Houtjen | 20 | 15 | 35 | 4 | 4 | 8 | 24 | 19 | 43 |
| M080 Lieve-Noord (Wond) | 6 | 8 | 14 | 2 | 1 | 3 | 8 | 9 | 17 |
| M102 Van Bevereplein | 188 | 227 | 415 | 128 | 89 | 217 | 316 | 316 | 632 |
| M112 Steengoed | 10 | 7 | 17 | 2 | 2 | 4 | 12 | 9 | 21 |
| M173 Oude Lieve (Wond) | 11 | 9 | 20 | 1 | 3 | 4 | 12 | 12 | 24 |
| M27 Wissenhagestraat | 5 | 9 | 14 | 3 | 1 | 4 | 8 | 10 | 18 |
| M37 Wondelgemse Meersen | 62 | 51 | 113 | 12 | 13 | 25 | 74 | 64 | 138 |
| M472 Langerbrugge | 10 | 13 | 23 | 0 | 0 | 0 | 10 | 13 | 23 |
| M49 Pachtgoed | 0 | 1 | 1 | 1 | 0 | 1 | 1 | 1 | 2 |

b. vertrekken (naar andere gemeenten en mutaties binnen Gent)

| Sector | Belgen | | | Vreemdelingen | | | Totaal | | |
|-----------------------------|--------|-----|--------|---------------|-----|--------|--------|-----|--------|
| | M | V | Totaal | M | V | Totaal | M | V | Totaal |
| A00 Kuip | 97 | 77 | 174 | 18 | 18 | 36 | 115 | 95 | 210 |
| A01 Sint - Jacobs | 238 | 213 | 451 | 53 | 45 | 98 | 291 | 258 | 549 |
| A02 Kouter | 90 | 85 | 175 | 11 | 7 | 18 | 101 | 92 | 193 |
| A03 Patershol | 70 | 69 | 139 | 13 | 10 | 23 | 83 | 79 | 162 |
| A040 Briel | 148 | 129 | 277 | 34 | 19 | 53 | 182 | 148 | 330 |
| A05 Begijnhofdries | 429 | 263 | 692 | 65 | 35 | 100 | 494 | 298 | 792 |
| A10 Sint - Macharius | 173 | 180 | 353 | 72 | 46 | 118 | 245 | 226 | 471 |
| A13 Heernis | 302 | 199 | 501 | 54 | 29 | 83 | 356 | 228 | 584 |
| A20 Gent - Centrum - Zuid | 212 | 182 | 394 | 52 | 39 | 91 | 264 | 221 | 485 |
| A21 Visserij | 34 | 35 | 69 | 1 | 7 | 8 | 35 | 42 | 77 |
| A221 Brusselse Poort | 143 | 144 | 287 | 43 | 22 | 65 | 186 | 166 | 352 |
| A23 Zuidpark | 101 | 123 | 224 | 15 | 9 | 24 | 116 | 132 | 248 |
| A24 Dierentuin | 226 | 199 | 425 | 57 | 39 | 96 | 283 | 238 | 521 |
| A31 Nederkouter | 112 | 112 | 224 | 35 | 20 | 55 | 147 | 132 | 279 |
| A321 Sint - Pieters | 161 | 125 | 286 | 92 | 84 | 176 | 253 | 209 | 462 |
| A33 Heuvelpoort | 217 | 162 | 379 | 42 | 30 | 72 | 259 | 192 | 451 |
| A342 Citadelpark | 20 | 26 | 46 | 4 | 2 | 6 | 24 | 28 | 52 |
| A35 Station | 407 | 347 | 754 | 46 | 45 | 91 | 453 | 392 | 845 |
| A40 Ganzendries | 168 | 201 | 369 | 20 | 12 | 32 | 188 | 213 | 401 |
| A410 Patijntje | 33 | 44 | 77 | 8 | 6 | 14 | 41 | 50 | 91 |
| A42 Neermeersen | 102 | 175 | 277 | 7 | 10 | 17 | 109 | 185 | 294 |
| A45 Groene Valleï | 58 | 60 | 118 | 1 | 1 | 2 | 59 | 61 | 120 |
| A46 Blaarmeersen | 2 | 4 | 6 | 0 | 0 | 0 | 2 | 4 | 6 |
| A50 Drongensteenweg | 278 | 276 | 554 | 80 | 79 | 159 | 358 | 355 | 713 |
| A51 Malem | 38 | 54 | 92 | 8 | 4 | 12 | 46 | 58 | 104 |
| A521 Brugse Poort | 225 | 223 | 448 | 48 | 50 | 98 | 273 | 273 | 546 |
| A531 Rooigem | 228 | 206 | 434 | 123 | 89 | 212 | 351 | 295 | 646 |
| A542 Groendreef | 124 | 146 | 270 | 83 | 60 | 143 | 207 | 206 | 413 |
| A60 Voormuide | 100 | 75 | 175 | 35 | 37 | 72 | 135 | 112 | 247 |
| A62 Ham | 171 | 140 | 311 | 57 | 37 | 94 | 228 | 177 | 405 |
| A63 Tolhuis | 253 | 217 | 470 | 130 | 99 | 229 | 383 | 316 | 699 |
| A64 Blaisantvest | 86 | 78 | 164 | 31 | 38 | 69 | 117 | 116 | 233 |
| A711 Ekkergerm | 213 | 138 | 351 | 36 | 21 | 57 | 249 | 159 | 408 |
| A722 Bijloke | 157 | 147 | 304 | 22 | 26 | 48 | 179 | 173 | 352 |
| A731 Galgenberg | 247 | 213 | 460 | 50 | 38 | 88 | 297 | 251 | 548 |
| A742 Pekelharing | 105 | 91 | 196 | 46 | 41 | 87 | 151 | 132 | 283 |
| A801 Wondelgemstraat | 247 | 224 | 471 | 162 | 116 | 278 | 409 | 340 | 749 |
| A812 Rabot | 105 | 91 | 196 | 34 | 22 | 56 | 139 | 113 | 252 |
| A873 Rabot Station | 68 | 76 | 144 | 12 | 11 | 23 | 80 | 87 | 167 |
| B12 Over de Meersstraat | 13 | 7 | 20 | 1 | 0 | 1 | 14 | 7 | 21 |
| B301 Sint - Pieters - Aalst | 137 | 134 | 271 | 74 | 64 | 138 | 211 | 198 | 409 |
| B312 De Smet - De Naeyer | 36 | 42 | 78 | 3 | 2 | 5 | 39 | 44 | 83 |
| B321 Kauwplein | 157 | 112 | 269 | 43 | 20 | 63 | 200 | 132 | 332 |
| B331 De Sterre | 42 | 41 | 83 | 7 | 9 | 16 | 49 | 50 | 99 |
| B342 Rekencentrum | 3 | 1 | 4 | 7 | 5 | 12 | 10 | 6 | 16 |

| Sector | Belgen | | | Vreemdelingen | | | Totaal | | |
|-----------------------------|--------|-----|--------|---------------|-----|--------|--------|-----|--------|
| | M | V | Totaal | M | V | Totaal | M | V | Totaal |
| B354 Aaigem | 69 | 49 | 118 | 7 | 10 | 17 | 76 | 59 | 135 |
| B411 Ottergemse Dries | 77 | 96 | 173 | 119 | 104 | 223 | 196 | 200 | 396 |
| B422 Akademisch Ziekenhuis | 5 | 8 | 13 | 4 | 5 | 9 | 9 | 13 | 22 |
| B433 Steenakker | 150 | 171 | 321 | 45 | 50 | 95 | 195 | 221 | 416 |
| B443 Nieuw Gent | 184 | 196 | 380 | 51 | 35 | 86 | 235 | 231 | 466 |
| B452 Sint - Alois | 2 | 6 | 8 | 1 | 0 | 1 | 3 | 6 | 9 |
| B472 Groothandelsmarkt | 10 | 8 | 18 | 0 | 0 | 0 | 10 | 8 | 18 |
| C710 Afrikalaan | 95 | 90 | 185 | 34 | 28 | 62 | 129 | 118 | 247 |
| C72 Muidebrug | 50 | 47 | 97 | 34 | 39 | 73 | 84 | 86 | 170 |
| C800 Muide | 129 | 113 | 242 | 34 | 38 | 72 | 163 | 151 | 314 |
| C811 Meulestede | 99 | 94 | 193 | 11 | 11 | 22 | 110 | 105 | 215 |
| C870 Darsen | 1 | 0 | 1 | 0 | 0 | 0 | 1 | 0 | 1 |
| D001 Oostakker Centrum | 143 | 189 | 332 | 2 | 1 | 3 | 145 | 190 | 335 |
| D012 Wittewalle | 53 | 40 | 93 | 2 | 0 | 2 | 55 | 40 | 95 |
| D023 Mager Goed | 82 | 82 | 164 | 6 | 1 | 7 | 88 | 83 | 171 |
| D032 Walput | 12 | 16 | 28 | 0 | 1 | 1 | 12 | 17 | 29 |
| D084 Drie Zwaantjes | 6 | 11 | 17 | 1 | 2 | 3 | 7 | 13 | 20 |
| D091 Oostakkerveld | 0 | 2 | 2 | 0 | 0 | 0 | 0 | 2 | 2 |
| D10 Lourdes | 102 | 113 | 215 | 3 | 3 | 6 | 105 | 116 | 221 |
| D181 Krijte | 24 | 23 | 47 | 0 | 0 | 0 | 24 | 23 | 47 |
| D190 Schansakker | 21 | 23 | 44 | 1 | 0 | 1 | 22 | 23 | 45 |
| D212 Goedlevenstraat | 12 | 17 | 29 | 1 | 0 | 1 | 13 | 17 | 30 |
| D41 J.F. Kennedylaan | 30 | 26 | 56 | 0 | 0 | 0 | 30 | 26 | 56 |
| D50 Desteldonk - Dorp | 48 | 41 | 89 | 1 | 0 | 1 | 49 | 41 | 90 |
| D58 Zaffelare | 5 | 5 | 10 | 0 | 0 | 0 | 5 | 5 | 10 |
| D60 Sint - Kruis - Winkel | 54 | 32 | 86 | 0 | 1 | 1 | 54 | 33 | 87 |
| D670 Rodenhuize | 0 | 1 | 1 | 0 | 0 | 0 | 0 | 1 | 1 |
| D69 Mendonk | 5 | 5 | 10 | 0 | 0 | 0 | 5 | 5 | 10 |
| E00 Sint - Amandsberg Centr | 151 | 153 | 304 | 50 | 30 | 80 | 201 | 183 | 384 |
| E01 Sint - Baafskouter | 115 | 112 | 227 | 11 | 12 | 23 | 126 | 124 | 250 |
| E021 Groot Begijnhof | 158 | 179 | 337 | 46 | 32 | 78 | 204 | 211 | 415 |
| E031 Syngemkouter | 202 | 227 | 429 | 11 | 11 | 22 | 213 | 238 | 451 |
| E042 Scheldestraat | 220 | 228 | 448 | 44 | 28 | 72 | 264 | 256 | 520 |
| E052 Rozebroeken | 45 | 57 | 102 | 3 | 4 | 7 | 48 | 61 | 109 |
| E10 Westveld - Kern | 73 | 93 | 166 | 8 | 11 | 19 | 81 | 104 | 185 |
| E19 Westveld - Verspr. bew | 1 | 0 | 1 | 0 | 0 | 0 | 1 | 0 | 1 |
| E201 Oude Bareel - Kern | 25 | 34 | 59 | 1 | 0 | 1 | 26 | 34 | 60 |
| E222 Achtendries | 43 | 35 | 78 | 1 | 1 | 2 | 44 | 36 | 80 |
| E283 Voordestraat | 6 | 5 | 11 | 0 | 0 | 0 | 6 | 5 | 11 |
| E29 Oude Bareel | 11 | 13 | 24 | 0 | 0 | 0 | 11 | 13 | 24 |
| E31 Scheldeoord | 36 | 50 | 86 | 2 | 3 | 5 | 38 | 53 | 91 |
| E32 Dampoort | 175 | 161 | 336 | 66 | 43 | 109 | 241 | 204 | 445 |
| E331 Sint - Bernadette | 86 | 86 | 172 | 4 | 3 | 7 | 90 | 89 | 179 |
| F001 Gentbrugge - Centrum | 146 | 161 | 307 | 18 | 14 | 32 | 164 | 175 | 339 |
| F01 Dries | 104 | 117 | 221 | 10 | 8 | 18 | 114 | 125 | 239 |
| F072 Trekweg | 7 | 12 | 19 | 2 | 0 | 2 | 9 | 12 | 21 |
| F110 Sportplein | 156 | 159 | 315 | 9 | 7 | 16 | 165 | 166 | 331 |

| Sector | Belgen | | | Vreemdelingen | | | Totaal | | |
|-------------------------------|--------|-----|--------|---------------|----|--------|--------|-----|--------|
| | M | V | Totaal | M | V | Totaal | M | V | Totaal |
| F121 Vogelhoek | 157 | 172 | 329 | 6 | 2 | 8 | 163 | 174 | 337 |
| F132 Coninxdonk | 3 | 5 | 8 | 0 | 1 | 1 | 3 | 6 | 9 |
| F172 Arsenaal | 0 | 1 | 1 | 0 | 0 | 0 | 0 | 1 | 1 |
| G00 Ledeborg - Centrum | 305 | 319 | 624 | 109 | 86 | 195 | 414 | 405 | 819 |
| G01 Flora | 90 | 71 | 161 | 23 | 15 | 38 | 113 | 86 | 199 |
| G022 Keizerspark | 14 | 7 | 21 | 1 | 3 | 4 | 15 | 10 | 25 |
| G031 Eindeke | 66 | 59 | 125 | 10 | 12 | 22 | 76 | 71 | 147 |
| G042 Belle Vue | 26 | 44 | 70 | 5 | 5 | 10 | 31 | 49 | 80 |
| G101 L. Vanhouttebuurt St-Ant | 168 | 166 | 334 | 25 | 20 | 45 | 193 | 186 | 379 |
| G112 De Naeyerdreef | 63 | 40 | 103 | 23 | 20 | 43 | 86 | 60 | 146 |
| G123 Moscou | 10 | 9 | 19 | 0 | 0 | 0 | 10 | 9 | 19 |
| G200 Merelbeke Station | 101 | 69 | 170 | 9 | 3 | 12 | 110 | 72 | 182 |
| H001 Zwijnaarde - Centrum | 84 | 77 | 161 | 5 | 0 | 5 | 89 | 77 | 166 |
| H01 Roosken | 25 | 30 | 55 | 1 | 0 | 1 | 26 | 30 | 56 |
| H020 Hutsepot | 13 | 8 | 21 | 1 | 1 | 2 | 14 | 9 | 23 |
| H042 T Schaarken | 61 | 62 | 123 | 1 | 4 | 5 | 62 | 66 | 128 |
| H053 Ter Linden | 41 | 39 | 80 | 4 | 3 | 7 | 45 | 42 | 87 |
| H091 Zonneput | 13 | 15 | 28 | 0 | 0 | 0 | 13 | 15 | 28 |
| H111 Kon. Leopoldstraat | 4 | 5 | 9 | 0 | 0 | 0 | 4 | 5 | 9 |
| H171 Zwijnaarde - Industrie | 4 | 7 | 11 | 1 | 0 | 1 | 5 | 7 | 12 |
| H210 Rijvissche | 12 | 4 | 16 | 0 | 0 | 0 | 12 | 4 | 16 |
| H220 Paolalaan | 8 | 3 | 11 | 0 | 0 | 0 | 8 | 3 | 11 |
| H310 Klosse | 6 | 4 | 10 | 0 | 0 | 0 | 6 | 4 | 10 |
| H325 Hoedjen | 4 | 7 | 11 | 0 | 0 | 0 | 4 | 7 | 11 |
| H394 Nieuwgoed | 2 | 5 | 7 | 0 | 0 | 0 | 2 | 5 | 7 |
| J00 St-Denijs-Westrem-Centr | 54 | 47 | 101 | 4 | 2 | 6 | 58 | 49 | 107 |
| J010 Drie Sleutels | 25 | 27 | 52 | 2 | 2 | 4 | 27 | 29 | 56 |
| J022 Vierschaar | 8 | 5 | 13 | 0 | 0 | 0 | 8 | 5 | 13 |
| J081 Puttenhove | 1 | 2 | 3 | 0 | 0 | 0 | 1 | 2 | 3 |
| J091 Rosdam | 6 | 5 | 11 | 0 | 0 | 0 | 6 | 5 | 11 |
| J100 Maalte | 35 | 50 | 85 | 6 | 6 | 12 | 41 | 56 | 97 |
| J11 Steenaarde | 26 | 32 | 58 | 3 | 5 | 8 | 29 | 37 | 66 |
| J172 Bugten | 3 | 3 | 6 | 0 | 0 | 0 | 3 | 3 | 6 |
| J200 Afsnee - Centrum | 6 | 11 | 17 | 0 | 0 | 0 | 6 | 11 | 17 |
| J280 Kouter (St-Denijs-Westr) | 6 | 7 | 13 | 0 | 0 | 0 | 6 | 7 | 13 |
| J290 Goedinge | 4 | 3 | 7 | 0 | 0 | 0 | 4 | 3 | 7 |
| K001 Drogen Dorp | 28 | 21 | 49 | 0 | 0 | 0 | 28 | 21 | 49 |
| K011 Eikendreef | 40 | 43 | 83 | 1 | 1 | 2 | 41 | 44 | 85 |
| K022 Oude Abdij | 11 | 8 | 19 | 0 | 0 | 0 | 11 | 8 | 19 |
| K10 Baarle Dorp | 17 | 12 | 29 | 0 | 0 | 0 | 17 | 12 | 29 |
| K11 Noordhout | 2 | 6 | 8 | 1 | 0 | 1 | 3 | 6 | 9 |
| K12 Baarlevelde | 5 | 1 | 6 | 0 | 0 | 0 | 5 | 1 | 6 |
| K132 Gaverland | 23 | 33 | 56 | 0 | 0 | 0 | 23 | 33 | 56 |
| K143 Ter Rivieren | 18 | 18 | 36 | 1 | 0 | 1 | 19 | 18 | 37 |
| K171 Drogen - Industriepark | 3 | 1 | 4 | 0 | 0 | 0 | 3 | 1 | 4 |
| K191 Vierlinden | 8 | 4 | 12 | 0 | 0 | 0 | 8 | 4 | 12 |
| K201 Luchteren | 12 | 13 | 25 | 0 | 0 | 0 | 12 | 13 | 25 |
| K21 Halewijn | 3 | 3 | 6 | 0 | 0 | 0 | 3 | 3 | 6 |

| Sector | Belgen | | | Vreemdelingen | | | Totaal | | |
|-----------------------------|--------|-----|--------|---------------|----|--------|--------|-----|--------|
| | M | V | Totaal | M | V | Totaal | M | V | Totaal |
| K220 Slindonk | 1 | 4 | 5 | 0 | 0 | 0 | 1 | 4 | 5 |
| K232 Campagne | 31 | 27 | 58 | 1 | 1 | 2 | 32 | 28 | 60 |
| K28 Kraaiaarde | 4 | 8 | 12 | 0 | 0 | 0 | 4 | 8 | 12 |
| K291 Helsendries | 8 | 14 | 22 | 0 | 0 | 0 | 8 | 14 | 22 |
| K392 Heie | 10 | 10 | 20 | 0 | 0 | 0 | 10 | 10 | 20 |
| K40 Drie Leien | 9 | 11 | 20 | 0 | 1 | 1 | 9 | 12 | 21 |
| K48 De Karper | 3 | 1 | 4 | 0 | 0 | 0 | 3 | 1 | 4 |
| K49 Assels | 12 | 5 | 17 | 0 | 1 | 1 | 12 | 6 | 18 |
| K512 Mijlpaal | 41 | 34 | 75 | 1 | 0 | 1 | 42 | 34 | 76 |
| K523 Paradijkskouter | 23 | 20 | 43 | 1 | 0 | 1 | 24 | 20 | 44 |
| K534 Hoogland | 13 | 21 | 34 | 0 | 0 | 0 | 13 | 21 | 34 |
| K543 De Roos | 7 | 7 | 14 | 0 | 0 | 0 | 7 | 7 | 14 |
| K613 Oude Wee | 33 | 36 | 69 | 0 | 2 | 2 | 33 | 38 | 71 |
| K622 Heilig Huizeken | 12 | 19 | 31 | 0 | 0 | 0 | 12 | 19 | 31 |
| K630 Varendries | 3 | 9 | 12 | 0 | 1 | 1 | 3 | 10 | 13 |
| K632 Keuzestraat | 7 | 4 | 11 | 0 | 0 | 0 | 7 | 4 | 11 |
| K682 Wafelijzer | 1 | 0 | 1 | 0 | 0 | 0 | 1 | 0 | 1 |
| K691 Prinsenhof | 1 | 4 | 5 | 0 | 0 | 0 | 1 | 4 | 5 |
| L00 Mariakerke Centrum | 94 | 76 | 170 | 8 | 5 | 13 | 102 | 81 | 183 |
| L011 Kolegem | 110 | 110 | 220 | 9 | 6 | 15 | 119 | 116 | 235 |
| L02 Kerkwijk | 59 | 65 | 124 | 2 | 3 | 5 | 61 | 68 | 129 |
| L03 Brug Zuidwest | 13 | 13 | 26 | 0 | 0 | 0 | 13 | 13 | 26 |
| L04 Brug Zuidoost | 10 | 12 | 22 | 4 | 1 | 5 | 14 | 13 | 27 |
| L051 Vijfhoek | 54 | 59 | 113 | 1 | 3 | 4 | 55 | 62 | 117 |
| L09 Mariakerke - Verspr bew | 15 | 21 | 36 | 0 | 0 | 0 | 15 | 21 | 36 |
| L112 Maeswal | 48 | 43 | 91 | 3 | 0 | 3 | 51 | 43 | 94 |
| L121 Rustoord | 211 | 213 | 424 | 81 | 57 | 138 | 292 | 270 | 562 |
| L30 Beekstraat - Kouter | 26 | 24 | 50 | 0 | 2 | 2 | 26 | 26 | 52 |
| M00 Wondelgem Centrum | 109 | 97 | 206 | 3 | 7 | 10 | 112 | 104 | 216 |
| M01 Westergem | 87 | 110 | 197 | 6 | 5 | 11 | 93 | 115 | 208 |
| M020 Kouterken (Wond) | 167 | 158 | 325 | 4 | 5 | 9 | 171 | 163 | 334 |
| M03 Woestijnegoed-Molenhoek | 122 | 117 | 239 | 3 | 2 | 5 | 125 | 119 | 244 |
| M040 Gavers (Wondelgem) | 43 | 41 | 84 | 0 | 1 | 1 | 43 | 42 | 85 |
| M052 Houtjen | 13 | 15 | 28 | 0 | 0 | 0 | 13 | 15 | 28 |
| M080 Lieve-Noord (Wond) | 2 | 8 | 10 | 1 | 0 | 1 | 3 | 8 | 11 |
| M102 Van Bevereplein | 244 | 275 | 519 | 62 | 36 | 98 | 306 | 311 | 617 |
| M112 Steengoed | 15 | 15 | 30 | 1 | 1 | 2 | 16 | 16 | 32 |
| M173 Oude Lieve (Wond) | 9 | 7 | 16 | 2 | 1 | 3 | 11 | 8 | 19 |
| M27 Wissenhagestraat | 7 | 2 | 9 | 1 | 0 | 1 | 8 | 2 | 10 |
| M37 Wondelgemse Meersen | 60 | 69 | 129 | 11 | 11 | 22 | 71 | 80 | 151 |
| M472 Langerbrugge | 9 | 10 | 19 | 0 | 0 | 0 | 9 | 10 | 19 |

c. geboorten

| Sector | Belgen | | | Vreemdelingen | | | Totaal | | |
|-----------------------------|--------|----|--------|---------------|---|--------|--------|----|--------|
| | M | V | Totaal | M | V | Totaal | M | V | Totaal |
| A00 Kuip | 7 | 9 | 16 | 0 | 0 | 0 | 7 | 9 | 16 |
| A01 Sint - Jacobs | 12 | 11 | 23 | 2 | 2 | 4 | 14 | 13 | 27 |
| A02 Kouter | 4 | 2 | 6 | 0 | 1 | 1 | 4 | 3 | 7 |
| A03 Patershol | 5 | 4 | 9 | 0 | 0 | 0 | 5 | 4 | 9 |
| A040 Briel | 9 | 6 | 15 | 1 | 0 | 1 | 10 | 6 | 16 |
| A05 Begijnhofdries | 15 | 12 | 27 | 1 | 0 | 1 | 16 | 12 | 28 |
| A10 Sint - Macharius | 23 | 18 | 41 | 4 | 2 | 6 | 27 | 20 | 47 |
| A13 Heernis | 22 | 29 | 51 | 0 | 2 | 2 | 22 | 31 | 53 |
| A20 Gent - Centrum - Zuid | 7 | 14 | 21 | 0 | 2 | 2 | 7 | 16 | 23 |
| A21 Visserij | 4 | 4 | 8 | 1 | 0 | 1 | 5 | 4 | 9 |
| A221 Brusselse Poort | 9 | 6 | 15 | 2 | 1 | 3 | 11 | 7 | 18 |
| A23 Zuidpark | 14 | 7 | 21 | 0 | 0 | 0 | 14 | 7 | 21 |
| A24 Dierentuin | 16 | 20 | 36 | 1 | 0 | 1 | 17 | 20 | 37 |
| A31 Nederkouter | 6 | 3 | 9 | 0 | 0 | 0 | 6 | 3 | 9 |
| A321 Sint - Pieters | 7 | 11 | 18 | 1 | 1 | 2 | 8 | 12 | 20 |
| A33 Heuvelpoort | 21 | 24 | 45 | 0 | 0 | 0 | 21 | 24 | 45 |
| A342 Citadelpark | 4 | 1 | 5 | 0 | 0 | 0 | 4 | 1 | 5 |
| A35 Station | 32 | 29 | 61 | 1 | 0 | 1 | 33 | 29 | 62 |
| A40 Ganzendries | 12 | 16 | 28 | 0 | 0 | 0 | 12 | 16 | 28 |
| A410 Patijntje | 1 | 3 | 4 | 0 | 0 | 0 | 1 | 3 | 4 |
| A42 Neermeersen | 4 | 8 | 12 | 3 | 2 | 5 | 7 | 10 | 17 |
| A45 Groene Vallei | 2 | 0 | 2 | 0 | 0 | 0 | 2 | 0 | 2 |
| A50 Drongensteenweg | 35 | 30 | 65 | 8 | 7 | 15 | 43 | 37 | 80 |
| A51 Malem | 5 | 5 | 10 | 0 | 0 | 0 | 5 | 5 | 10 |
| A521 Brugse Poort | 29 | 22 | 51 | 1 | 3 | 4 | 30 | 25 | 55 |
| A531 Rooigem | 24 | 27 | 51 | 8 | 5 | 13 | 32 | 32 | 64 |
| A542 Groendreef | 18 | 21 | 39 | 3 | 4 | 7 | 21 | 25 | 46 |
| A60 Voormuide | 9 | 9 | 18 | 3 | 0 | 3 | 12 | 9 | 21 |
| A62 Ham | 17 | 20 | 37 | 5 | 4 | 9 | 22 | 24 | 46 |
| A63 Tolhuis | 34 | 21 | 55 | 6 | 7 | 13 | 40 | 28 | 68 |
| A64 Blaisantvest | 17 | 7 | 24 | 3 | 3 | 6 | 20 | 10 | 30 |
| A711 Ekkergerem | 15 | 8 | 23 | 1 | 1 | 2 | 16 | 9 | 25 |
| A722 Bijloke | 11 | 10 | 21 | 0 | 0 | 0 | 11 | 10 | 21 |
| A731 Galgenberg | 12 | 13 | 25 | 2 | 0 | 2 | 14 | 13 | 27 |
| A742 Pekelharing | 6 | 12 | 18 | 2 | 0 | 2 | 8 | 12 | 20 |
| A801 Wondelgemstraat | 36 | 33 | 69 | 7 | 6 | 13 | 43 | 39 | 82 |
| A812 Rabot | 12 | 8 | 20 | 3 | 2 | 5 | 15 | 10 | 25 |
| A873 Rabot Station | 4 | 6 | 10 | 0 | 3 | 3 | 4 | 9 | 13 |
| B301 Sint - Pieters - Aalst | 20 | 8 | 28 | 1 | 2 | 3 | 21 | 10 | 31 |
| B312 De Smet - De Naeyer | 8 | 4 | 12 | 0 | 0 | 0 | 8 | 4 | 12 |
| B321 Kauwplein | 14 | 15 | 29 | 0 | 0 | 0 | 14 | 15 | 29 |
| B331 De Sterre | 9 | 7 | 16 | 0 | 1 | 1 | 9 | 8 | 17 |
| B354 Aaigem | 7 | 4 | 11 | 1 | 0 | 1 | 8 | 4 | 12 |
| B411 Ottergemse Dries | 9 | 7 | 16 | 0 | 0 | 0 | 9 | 7 | 16 |
| B422 Akademisch Ziekenhuis | 0 | 1 | 1 | 0 | 0 | 0 | 0 | 1 | 1 |

| Sector | Belgen | | | Vreemdelingen | | | Totaal | | |
|-------------------------------|--------|----|--------|---------------|---|--------|--------|----|--------|
| | M | V | Totaal | M | V | Totaal | M | V | Totaal |
| B433 Steenakker | 18 | 12 | 30 | 1 | 1 | 2 | 19 | 13 | 32 |
| B443 Nieuw Gent | 19 | 27 | 46 | 4 | 5 | 9 | 23 | 32 | 55 |
| B452 Sint - Alois | 0 | 1 | 1 | 0 | 0 | 0 | 0 | 1 | 1 |
| C710 Afrikalaan | 4 | 6 | 10 | 1 | 4 | 5 | 5 | 10 | 15 |
| C72 Muidebrug | 9 | 10 | 19 | 4 | 4 | 8 | 13 | 14 | 27 |
| C800 Muide | 16 | 17 | 33 | 1 | 4 | 5 | 17 | 21 | 38 |
| C811 Meulestede | 6 | 17 | 23 | 2 | 0 | 2 | 8 | 17 | 25 |
| D001 Oostakker Centrum | 15 | 8 | 23 | 0 | 0 | 0 | 15 | 8 | 23 |
| D012 Wittewalle | 8 | 8 | 16 | 1 | 0 | 1 | 9 | 8 | 17 |
| D023 Mager Goed | 16 | 16 | 32 | 0 | 0 | 0 | 16 | 16 | 32 |
| D032 Walput | 3 | 2 | 5 | 0 | 0 | 0 | 3 | 2 | 5 |
| D084 Drie Zwaantjes | 1 | 4 | 5 | 0 | 0 | 0 | 1 | 4 | 5 |
| D091 Oostakkerveld | 1 | 1 | 2 | 0 | 0 | 0 | 1 | 1 | 2 |
| D10 Lourdes | 22 | 17 | 39 | 0 | 0 | 0 | 22 | 17 | 39 |
| D181 Krijte | 2 | 2 | 4 | 0 | 0 | 0 | 2 | 2 | 4 |
| D190 Schansakker | 5 | 3 | 8 | 0 | 0 | 0 | 5 | 3 | 8 |
| D212 Goedlevenstraat | 2 | 0 | 2 | 0 | 0 | 0 | 2 | 0 | 2 |
| D41 J.F. Kennedylaan | 3 | 6 | 9 | 0 | 1 | 1 | 3 | 7 | 10 |
| D50 Desteldonk - Dorp | 2 | 8 | 10 | 0 | 0 | 0 | 2 | 8 | 10 |
| D58 Zaffelare | 1 | 0 | 1 | 0 | 0 | 0 | 1 | 0 | 1 |
| D60 Sint - Kruis - Winkel | 14 | 6 | 20 | 0 | 0 | 0 | 14 | 6 | 20 |
| D69 Mendonk | 1 | 0 | 1 | 0 | 0 | 0 | 1 | 0 | 1 |
| E00 St-Amandsberg Centr | 15 | 26 | 41 | 1 | 0 | 1 | 16 | 26 | 42 |
| E01 Sint - Baafskouter | 15 | 11 | 26 | 0 | 1 | 1 | 15 | 12 | 27 |
| E021 Groot Begijnhof | 13 | 15 | 28 | 3 | 4 | 7 | 16 | 19 | 35 |
| E031 Syngemkouter | 26 | 26 | 52 | 1 | 1 | 2 | 27 | 27 | 54 |
| E042 Scheldestraat | 42 | 40 | 82 | 4 | 1 | 5 | 46 | 41 | 87 |
| E052 Rozebroeken | 8 | 7 | 15 | 1 | 0 | 1 | 9 | 7 | 16 |
| E10 Westveld - Kern | 11 | 9 | 20 | 0 | 0 | 0 | 11 | 9 | 20 |
| E201 Oude Bareel - Kern | 2 | 2 | 4 | 0 | 0 | 0 | 2 | 2 | 4 |
| E222 Achtendries | 9 | 6 | 15 | 0 | 0 | 0 | 9 | 6 | 15 |
| E29 Oude Bareel | 3 | 4 | 7 | 0 | 0 | 0 | 3 | 4 | 7 |
| E31 Scheldeoord | 4 | 4 | 8 | 1 | 0 | 1 | 5 | 4 | 9 |
| E32 Dampoort | 16 | 21 | 37 | 0 | 3 | 3 | 16 | 24 | 40 |
| E331 Sint - Bernadette | 5 | 11 | 16 | 0 | 0 | 0 | 5 | 11 | 16 |
| F001 Gentbrugge - Centrum | 18 | 18 | 36 | 2 | 0 | 2 | 20 | 18 | 38 |
| F01 Dries | 9 | 12 | 21 | 1 | 0 | 1 | 10 | 12 | 22 |
| F072 Trekweg | 5 | 1 | 6 | 0 | 0 | 0 | 5 | 1 | 6 |
| F110 Sportplein | 20 | 17 | 37 | 0 | 0 | 0 | 20 | 17 | 37 |
| F121 Vogelhoek | 25 | 27 | 52 | 0 | 1 | 1 | 25 | 28 | 53 |
| F132 Coninxdonk | 3 | 4 | 7 | 0 | 0 | 0 | 3 | 4 | 7 |
| G00 Ledeberg - Centrum | 42 | 40 | 82 | 4 | 5 | 9 | 46 | 45 | 91 |
| G01 Flora | 4 | 10 | 14 | 0 | 0 | 0 | 4 | 10 | 14 |
| G022 Keizerspark | 1 | 1 | 2 | 0 | 0 | 0 | 1 | 1 | 2 |
| G031 Eindeke | 7 | 7 | 14 | 2 | 0 | 2 | 9 | 7 | 16 |
| G042 Belle Vue | 3 | 3 | 6 | 1 | 0 | 1 | 4 | 3 | 7 |
| G101 L. Vanhouttebuurt St-Ant | 27 | 15 | 42 | 0 | 0 | 0 | 27 | 15 | 42 |

| Sector | Belgen | | | Vreemdelingen | | | Totaal | | |
|-------------------------------|--------|----|--------|---------------|---|--------|--------|----|--------|
| | M | V | Totaal | M | V | Totaal | M | V | Totaal |
| G112 De Naeyerdreef | 7 | 14 | 21 | 1 | 0 | 1 | 8 | 14 | 22 |
| G123 Moscou | 2 | 1 | 3 | 0 | 0 | 0 | 2 | 1 | 3 |
| G200 Merelbeke Station | 9 | 5 | 14 | 0 | 0 | 0 | 9 | 5 | 14 |
| H001 Zwijnaarde - Centrum | 17 | 7 | 24 | 0 | 0 | 0 | 17 | 7 | 24 |
| H01 Roosken | 3 | 4 | 7 | 1 | 0 | 1 | 4 | 4 | 8 |
| H020 Hutsepot | 1 | 1 | 2 | 0 | 0 | 0 | 1 | 1 | 2 |
| H042 T Schaarken | 9 | 3 | 12 | 0 | 0 | 0 | 9 | 3 | 12 |
| H053 Ter Linden | 3 | 4 | 7 | 0 | 0 | 0 | 3 | 4 | 7 |
| H091 Zonneput | 2 | 4 | 6 | 0 | 0 | 0 | 2 | 4 | 6 |
| H111 Kon. Leopoldstraat | 1 | 0 | 1 | 0 | 0 | 0 | 1 | 0 | 1 |
| H171 Zwijnaarde - Industrie | 3 | 0 | 3 | 0 | 0 | 0 | 3 | 0 | 3 |
| H210 Rijvissche | 1 | 1 | 2 | 0 | 0 | 0 | 1 | 1 | 2 |
| H310 Klosse | 3 | 1 | 4 | 0 | 0 | 0 | 3 | 1 | 4 |
| H325 Hoedjen | 0 | 1 | 1 | 0 | 0 | 0 | 0 | 1 | 1 |
| H394 Nieuwgoed | 2 | 0 | 2 | 0 | 0 | 0 | 2 | 0 | 2 |
| J00 St-Denijs-Westrem-Centr | 9 | 8 | 17 | 0 | 0 | 0 | 9 | 8 | 17 |
| J010 Drie Sleutels | 2 | 8 | 10 | 0 | 0 | 0 | 2 | 8 | 10 |
| J022 Vierschaar | 3 | 2 | 5 | 0 | 0 | 0 | 3 | 2 | 5 |
| J091 Rosdam | 1 | 0 | 1 | 0 | 0 | 0 | 1 | 0 | 1 |
| J100 Maalte | 0 | 3 | 3 | 1 | 0 | 1 | 1 | 3 | 4 |
| J11 Steenaarde | 4 | 6 | 10 | 0 | 1 | 1 | 4 | 7 | 11 |
| J200 Afsnee - Centrum | 3 | 0 | 3 | 0 | 0 | 0 | 3 | 0 | 3 |
| J280 Kouter (St-Denijs-Westr) | 1 | 0 | 1 | 0 | 0 | 0 | 1 | 0 | 1 |
| J290 Goedinge | 1 | 0 | 1 | 0 | 0 | 0 | 1 | 0 | 1 |
| K001 Drongen Dorp | 3 | 2 | 5 | 0 | 0 | 0 | 3 | 2 | 5 |
| K011 Eikendreef | 6 | 4 | 10 | 0 | 0 | 0 | 6 | 4 | 10 |
| K022 Oude Abdij | 1 | 3 | 4 | 0 | 0 | 0 | 1 | 3 | 4 |
| K10 Baarle Dorp | 3 | 4 | 7 | 0 | 0 | 0 | 3 | 4 | 7 |
| K11 Noordhout | 0 | 1 | 1 | 0 | 0 | 0 | 0 | 1 | 1 |
| K12 Baarlevelde | 1 | 0 | 1 | 0 | 0 | 0 | 1 | 0 | 1 |
| K132 Gaverland | 5 | 2 | 7 | 0 | 0 | 0 | 5 | 2 | 7 |
| K143 Ter Rivieren | 3 | 0 | 3 | 0 | 0 | 0 | 3 | 0 | 3 |
| K171 Drongen - Industripark | 1 | 1 | 2 | 0 | 0 | 0 | 1 | 1 | 2 |
| K180 Blauwpoort | 1 | 0 | 1 | 0 | 0 | 0 | 1 | 0 | 1 |
| K191 Vierlinden | 1 | 0 | 1 | 0 | 0 | 0 | 1 | 0 | 1 |
| K201 Luchteren | 4 | 1 | 5 | 0 | 0 | 0 | 4 | 1 | 5 |
| K21 Halewijn | 1 | 1 | 2 | 0 | 0 | 0 | 1 | 1 | 2 |
| K220 Slindonk | 2 | 0 | 2 | 0 | 0 | 0 | 2 | 0 | 2 |
| K232 Campagne | 4 | 2 | 6 | 0 | 0 | 0 | 4 | 2 | 6 |
| K28 Kraaiaarde | 0 | 1 | 1 | 0 | 0 | 0 | 0 | 1 | 1 |
| K291 Helsendries | 2 | 7 | 9 | 0 | 0 | 0 | 2 | 7 | 9 |
| K392 Heie | 2 | 0 | 2 | 0 | 0 | 0 | 2 | 0 | 2 |
| K40 Drie Leien | 6 | 3 | 9 | 0 | 0 | 0 | 6 | 3 | 9 |
| K48 De Karper | 0 | 2 | 2 | 0 | 0 | 0 | 0 | 2 | 2 |
| K49 Assels | 2 | 3 | 5 | 0 | 0 | 0 | 2 | 3 | 5 |
| K512 Mijlpaal | 2 | 4 | 6 | 0 | 0 | 0 | 2 | 4 | 6 |
| K523 Paradijkskouter | 4 | 2 | 6 | 0 | 0 | 0 | 4 | 2 | 6 |
| K534 Hoogland | 3 | 1 | 4 | 0 | 0 | 0 | 3 | 1 | 4 |

| Sector | Belgen | | | Vreemdelingen | | | Totaal | | |
|-----------------------------|--------|----|--------|---------------|---|--------|--------|----|--------|
| | M | V | Totaal | M | V | Totaal | M | V | Totaal |
| K543 De Roos | 2 | 1 | 3 | 0 | 0 | 0 | 2 | 1 | 3 |
| K613 Oude Wee | 6 | 1 | 7 | 0 | 0 | 0 | 6 | 1 | 7 |
| K622 Heilig Huizeken | 1 | 6 | 7 | 0 | 0 | 0 | 1 | 6 | 7 |
| K630 Varendries | 1 | 2 | 3 | 0 | 0 | 0 | 1 | 2 | 3 |
| K632 Keuzestraat | 1 | 0 | 1 | 0 | 0 | 0 | 1 | 0 | 1 |
| K691 Prinsenhof | 1 | 0 | 1 | 0 | 0 | 0 | 1 | 0 | 1 |
| L00 Mariakerke Centrum | 13 | 15 | 28 | 1 | 0 | 1 | 14 | 15 | 29 |
| L011 Kolegem | 13 | 10 | 23 | 1 | 0 | 1 | 14 | 10 | 24 |
| L02 Kerkwijk | 4 | 6 | 10 | 0 | 0 | 0 | 4 | 6 | 10 |
| L03 Brug Zuidwest | 2 | 2 | 4 | 0 | 0 | 0 | 2 | 2 | 4 |
| L04 Brug Zuidoost | 2 | 0 | 2 | 0 | 0 | 0 | 2 | 0 | 2 |
| L051 Vijfhoek | 8 | 4 | 12 | 0 | 0 | 0 | 8 | 4 | 12 |
| L09 Mariakerke - Verspr bew | 1 | 0 | 1 | 0 | 0 | 0 | 1 | 0 | 1 |
| L112 Maeswal | 9 | 4 | 13 | 0 | 0 | 0 | 9 | 4 | 13 |
| L121 Rustoord | 18 | 38 | 56 | 6 | 3 | 9 | 24 | 41 | 65 |
| L30 Beekstraat - Kouter | 4 | 5 | 9 | 0 | 0 | 0 | 4 | 5 | 9 |
| M00 Wondelgem Centrum | 9 | 7 | 16 | 0 | 0 | 0 | 9 | 7 | 16 |
| M01 Westergem | 9 | 16 | 25 | 0 | 0 | 0 | 9 | 16 | 25 |
| M020 Kouterken (Wondelgem) | 21 | 7 | 28 | 0 | 0 | 0 | 21 | 7 | 28 |
| M03 Woestijnegoed- Molenh | 11 | 12 | 23 | 0 | 1 | 1 | 11 | 13 | 24 |
| M040 Gavers (Wondelgem) | 1 | 5 | 6 | 0 | 0 | 0 | 1 | 5 | 6 |
| M052 Houtjen | 3 | 8 | 11 | 0 | 0 | 0 | 3 | 8 | 11 |
| M080 Lieve-Noord (Wond) | 0 | 1 | 1 | 0 | 0 | 0 | 0 | 1 | 1 |
| M102 Van Bevereplein | 35 | 31 | 66 | 3 | 2 | 5 | 38 | 33 | 71 |
| M112 Steengoed | 3 | 3 | 6 | 0 | 0 | 0 | 3 | 3 | 6 |
| M173 Oude Lieve (Wond) | 0 | 1 | 1 | 0 | 1 | 1 | 0 | 2 | 2 |
| M37 Wondelgemse Meersen | 13 | 9 | 22 | 0 | 1 | 1 | 13 | 10 | 23 |

d. Overlijdens

| Sector | Belgen | | | Vreemdelingen | | | Totaal | | |
|-----------------------------|--------|----|--------|---------------|---|--------|--------|----|--------|
| | M | V | Totaal | M | V | Totaal | M | V | Totaal |
| A00 Kuip | 4 | 2 | 6 | 1 | 0 | 1 | 5 | 2 | 7 |
| A01 Sint - Jacobs | 17 | 19 | 36 | 1 | 0 | 1 | 18 | 19 | 37 |
| A02 Kouter | 4 | 5 | 9 | 0 | 0 | 0 | 4 | 5 | 9 |
| A03 Patershol | 2 | 1 | 3 | 1 | 0 | 1 | 3 | 1 | 4 |
| A040 Briel | 40 | 56 | 96 | 0 | 2 | 2 | 40 | 58 | 98 |
| A05 Begijnhofdries | 14 | 10 | 24 | 0 | 0 | 0 | 14 | 10 | 24 |
| A10 Sint - Macharius | 8 | 9 | 17 | 1 | 1 | 2 | 9 | 10 | 19 |
| A13 Heernis | 11 | 6 | 17 | 0 | 0 | 0 | 11 | 6 | 17 |
| A20 Gent - Centrum - Zuid | 10 | 5 | 15 | 1 | 1 | 2 | 11 | 6 | 17 |
| A21 Visserij | 3 | 0 | 3 | 0 | 0 | 0 | 3 | 0 | 3 |
| A221 Brusselse Poort | 8 | 4 | 12 | 0 | 0 | 0 | 8 | 4 | 12 |
| A23 Zuidpark | 13 | 11 | 24 | 0 | 0 | 0 | 13 | 11 | 24 |
| A24 Dierentuin | 6 | 17 | 23 | 0 | 0 | 0 | 6 | 17 | 23 |
| A31 Nederkouter | 8 | 28 | 36 | 0 | 0 | 0 | 8 | 28 | 36 |
| A321 Sint - Pieters | 9 | 18 | 27 | 0 | 0 | 0 | 9 | 18 | 27 |
| A33 Heuvelpoort | 16 | 23 | 39 | 0 | 0 | 0 | 16 | 23 | 39 |
| A342 Citadelpark | 1 | 2 | 3 | 0 | 0 | 0 | 1 | 2 | 3 |
| A35 Station | 13 | 14 | 27 | 1 | 1 | 2 | 14 | 15 | 29 |
| A40 Ganzendries | 10 | 4 | 14 | 0 | 0 | 0 | 10 | 4 | 14 |
| A410 Patijntje | 5 | 6 | 11 | 1 | 0 | 1 | 6 | 6 | 12 |
| A42 Neermeersen | 22 | 39 | 61 | 1 | 3 | 4 | 23 | 42 | 65 |
| A45 Groene Vallei | 11 | 8 | 19 | 0 | 0 | 0 | 11 | 8 | 19 |
| A50 Drongensteenweg | 13 | 16 | 29 | 0 | 1 | 1 | 13 | 17 | 30 |
| A51 Malem | 4 | 2 | 6 | 0 | 1 | 1 | 4 | 3 | 7 |
| A521 Brugse Poort | 15 | 8 | 23 | 0 | 1 | 1 | 15 | 9 | 24 |
| A531 Rooigem | 9 | 11 | 20 | 0 | 3 | 3 | 9 | 14 | 23 |
| A542 Groendreef | 8 | 10 | 18 | 1 | 0 | 1 | 9 | 10 | 19 |
| A60 Voormuide | 9 | 8 | 17 | 1 | 1 | 2 | 10 | 9 | 19 |
| A62 Ham | 5 | 2 | 7 | 1 | 0 | 1 | 6 | 2 | 8 |
| A63 Tolhuis | 4 | 9 | 13 | 5 | 4 | 9 | 9 | 13 | 22 |
| A64 Blaisantvest | 3 | 2 | 5 | 2 | 0 | 2 | 5 | 2 | 7 |
| A711 Ekkergem | 9 | 6 | 15 | 1 | 1 | 2 | 10 | 7 | 17 |
| A722 Bijloke | 15 | 28 | 43 | 0 | 1 | 1 | 15 | 29 | 44 |
| A731 Galgenberg | 9 | 12 | 21 | 1 | 1 | 2 | 10 | 13 | 23 |
| A742 Pekelharing | 3 | 3 | 6 | 0 | 0 | 0 | 3 | 3 | 6 |
| A801 Wondelgemstraat | 16 | 4 | 20 | 3 | 2 | 5 | 19 | 6 | 25 |
| A812 Rabot | 10 | 4 | 14 | 0 | 0 | 0 | 10 | 4 | 14 |
| A873 Rabot Station | 9 | 13 | 22 | 0 | 2 | 2 | 9 | 15 | 24 |
| B12 Over de Meersstraat | 1 | 0 | 1 | 0 | 0 | 0 | 1 | 0 | 1 |
| B301 Sint - Pieters - Aalst | 14 | 30 | 44 | 0 | 1 | 1 | 14 | 31 | 45 |
| B312 De Smet - De Naeyer | 1 | 3 | 4 | 1 | 0 | 1 | 2 | 3 | 5 |
| B321 Kauwplein | 11 | 7 | 18 | 0 | 0 | 0 | 11 | 7 | 18 |
| B331 De Sterre | 3 | 1 | 4 | 0 | 0 | 0 | 3 | 1 | 4 |
| B354 Aaigem | 7 | 8 | 15 | 0 | 0 | 0 | 7 | 8 | 15 |
| B411 Ottergemse Dries | 11 | 1 | 12 | 0 | 0 | 0 | 11 | 1 | 12 |
| B422 Akademisch Ziekenhuis | 1 | 0 | 1 | 0 | 0 | 0 | 1 | 0 | 1 |
| B433 Steenakker | 6 | 8 | 14 | 0 | 0 | 0 | 6 | 8 | 14 |

| Sector | Belgen | | | Vreemdelingen | | | Totaal | | |
|-------------------------------|--------|----|--------|---------------|---|--------|--------|----|--------|
| | M | V | Totaal | M | V | Totaal | M | V | Totaal |
| B443 Nieuw Gent | 17 | 27 | 44 | 0 | 0 | 0 | 17 | 27 | 44 |
| B452 Sint - Alois | 0 | 1 | 1 | 0 | 0 | 0 | 0 | 1 | 1 |
| B472 Groothandelsmarkt | 1 | 1 | 2 | 0 | 0 | 0 | 1 | 1 | 2 |
| C710 Afrikalaan | 2 | 0 | 2 | 0 | 0 | 0 | 2 | 0 | 2 |
| C72 Muidebrug | 2 | 1 | 3 | 0 | 0 | 0 | 2 | 1 | 3 |
| C800 Muide | 8 | 6 | 14 | 2 | 1 | 3 | 10 | 7 | 17 |
| C811 Meulestede | 13 | 9 | 22 | 0 | 0 | 0 | 13 | 9 | 22 |
| D001 Oostakker Centrum | 30 | 40 | 70 | 0 | 0 | 0 | 30 | 40 | 70 |
| D012 Wittewalle | 2 | 2 | 4 | 0 | 0 | 0 | 2 | 2 | 4 |
| D023 Mager Goed | 4 | 1 | 5 | 0 | 0 | 0 | 4 | 1 | 5 |
| D032 Walput | 3 | 2 | 5 | 0 | 0 | 0 | 3 | 2 | 5 |
| D084 Drie Zwaantjes | 1 | 0 | 1 | 0 | 0 | 0 | 1 | 0 | 1 |
| D091 Oostakkerveld | 0 | 1 | 1 | 0 | 0 | 0 | 0 | 1 | 1 |
| D10 Lourdes | 12 | 14 | 26 | 0 | 0 | 0 | 12 | 14 | 26 |
| D181 Krijte | 5 | 1 | 6 | 0 | 0 | 0 | 5 | 1 | 6 |
| D212 Goedlevenstraat | 2 | 1 | 3 | 1 | 0 | 1 | 3 | 1 | 4 |
| D41 J.F. Kennedylaan | 1 | 1 | 2 | 0 | 0 | 0 | 1 | 1 | 2 |
| D50 Desteldonk - Dorp | 6 | 2 | 8 | 0 | 0 | 0 | 6 | 2 | 8 |
| D60 Sint - Kruis - Winkel | 5 | 1 | 6 | 0 | 1 | 1 | 5 | 2 | 7 |
| D610 Ter Donk | 1 | 2 | 3 | 0 | 0 | 0 | 1 | 2 | 3 |
| D69 Mendonk | 0 | 1 | 1 | 0 | 0 | 0 | 0 | 1 | 1 |
| E00 St - Amandsberg Centr | 10 | 6 | 16 | 2 | 0 | 2 | 12 | 6 | 18 |
| E01 Sint - Baafskouter | 16 | 5 | 21 | 1 | 0 | 1 | 17 | 5 | 22 |
| E021 Groot Begijnhof | 9 | 7 | 16 | 1 | 1 | 2 | 10 | 8 | 18 |
| E031 Syngemkouter | 22 | 16 | 38 | 0 | 0 | 0 | 22 | 16 | 38 |
| E042 Scheldestraat | 13 | 7 | 20 | 0 | 0 | 0 | 13 | 7 | 20 |
| E052 Rozebroeken | 22 | 42 | 64 | 0 | 1 | 1 | 22 | 43 | 65 |
| E10 Westveld - Kern | 13 | 5 | 18 | 0 | 0 | 0 | 13 | 5 | 18 |
| E201 Oude Bareel - Kern | 2 | 3 | 5 | 0 | 0 | 0 | 2 | 3 | 5 |
| E222 Achtendries | 2 | 2 | 4 | 0 | 0 | 0 | 2 | 2 | 4 |
| E29 Oude Bareel | 1 | 1 | 2 | 0 | 0 | 0 | 1 | 1 | 2 |
| E31 Scheldeoord | 12 | 12 | 24 | 0 | 1 | 1 | 12 | 13 | 25 |
| E32 Dampoort | 13 | 7 | 20 | 2 | 4 | 6 | 15 | 11 | 26 |
| E331 Sint - Bernadette | 6 | 5 | 11 | 0 | 0 | 0 | 6 | 5 | 11 |
| F001 Gentbrugge - Centrum | 16 | 36 | 52 | 0 | 0 | 0 | 16 | 36 | 52 |
| F01 Dries | 17 | 10 | 27 | 1 | 0 | 1 | 18 | 10 | 28 |
| F072 Trekweg | 1 | 0 | 1 | 0 | 0 | 0 | 1 | 0 | 1 |
| F110 Sportplein | 14 | 11 | 25 | 0 | 0 | 0 | 14 | 11 | 25 |
| F121 Vogelhoek | 13 | 10 | 23 | 0 | 2 | 2 | 13 | 12 | 25 |
| F172 Arsenaal | 1 | 0 | 1 | 0 | 0 | 0 | 1 | 0 | 1 |
| G00 Ledeberg - Centrum | 28 | 16 | 44 | 0 | 1 | 1 | 28 | 17 | 45 |
| G01 Flora | 5 | 2 | 7 | 0 | 0 | 0 | 5 | 2 | 7 |
| G022 Keizerspark | 2 | 0 | 2 | 0 | 0 | 0 | 2 | 0 | 2 |
| G031 Eindeke | 2 | 3 | 5 | 1 | 0 | 1 | 3 | 3 | 6 |
| G042 Belle Vue | 9 | 7 | 16 | 0 | 0 | 0 | 9 | 7 | 16 |
| G101 L. Vanhouttebuurt St-Ant | 12 | 8 | 20 | 1 | 0 | 1 | 13 | 8 | 21 |
| G112 De Naeyerdreef | 14 | 20 | 34 | 0 | 0 | 0 | 14 | 20 | 34 |

| Sector | Belgen | | | Vreemdelingen | | | Totaal | | |
|-------------------------------|--------|----|--------|---------------|---|--------|--------|----|--------|
| | M | V | Totaal | M | V | Totaal | M | V | Totaal |
| G123 Moscou | 1 | 0 | 1 | 0 | 0 | 0 | 1 | 0 | 1 |
| G200 Merelbeke Station | 4 | 4 | 8 | 0 | 0 | 0 | 4 | 4 | 8 |
| H001 Zwijnaarde - Centrum | 13 | 14 | 27 | 0 | 0 | 0 | 13 | 14 | 27 |
| H01 Roosken | 2 | 1 | 3 | 0 | 0 | 0 | 2 | 1 | 3 |
| H020 Hutsepot | 1 | 1 | 2 | 0 | 0 | 0 | 1 | 1 | 2 |
| H042 T Schaarken | 6 | 4 | 10 | 0 | 0 | 0 | 6 | 4 | 10 |
| H053 Ter Linden | 4 | 6 | 10 | 0 | 0 | 0 | 4 | 6 | 10 |
| H091 Zonneput | 1 | 1 | 2 | 0 | 0 | 0 | 1 | 1 | 2 |
| H111 Kon. Leopoldstraat | 1 | 0 | 1 | 0 | 0 | 0 | 1 | 0 | 1 |
| H171 Zwijnaarde - Industrie | 1 | 1 | 2 | 0 | 0 | 0 | 1 | 1 | 2 |
| H196 Maaltepark | 1 | 0 | 1 | 0 | 0 | 0 | 1 | 0 | 1 |
| H210 Rijvissche | 2 | 0 | 2 | 0 | 0 | 0 | 2 | 0 | 2 |
| H220 Paolalaan | 1 | 0 | 1 | 0 | 0 | 0 | 1 | 0 | 1 |
| H310 Klosse | 0 | 1 | 1 | 0 | 0 | 0 | 0 | 1 | 1 |
| H325 Hoedjen | 1 | 0 | 1 | 0 | 0 | 0 | 1 | 0 | 1 |
| J00 St-Denijs-Westrem-Centr | 16 | 23 | 39 | 0 | 0 | 0 | 16 | 23 | 39 |
| J010 Drie Sleutels | 5 | 9 | 14 | 0 | 0 | 0 | 5 | 9 | 14 |
| J022 Vierschaar | 0 | 1 | 1 | 0 | 0 | 0 | 0 | 1 | 1 |
| J100 Maalte | 2 | 6 | 8 | 0 | 0 | 0 | 2 | 6 | 8 |
| J11 Steenaarde | 8 | 3 | 11 | 0 | 0 | 0 | 8 | 3 | 11 |
| J200 Afsnee - Centrum | 1 | 1 | 2 | 0 | 0 | 0 | 1 | 1 | 2 |
| J280 Kouter (St-Denijs-Westr) | 1 | 0 | 1 | 0 | 0 | 0 | 1 | 0 | 1 |
| J290 Goedinge | 1 | 0 | 1 | 0 | 0 | 0 | 1 | 0 | 1 |
| K001 Drongen Dorp | 2 | 2 | 4 | 0 | 0 | 0 | 2 | 2 | 4 |
| K011 Eikendreef | 4 | 2 | 6 | 0 | 0 | 0 | 4 | 2 | 6 |
| K022 Oude Abdij | 3 | 1 | 4 | 0 | 0 | 0 | 3 | 1 | 4 |
| K10 Baarle Dorp | 13 | 29 | 42 | 0 | 0 | 0 | 13 | 29 | 42 |
| K12 Baarlevelde | 1 | 2 | 3 | 0 | 0 | 0 | 1 | 2 | 3 |
| K132 Gaverland | 5 | 2 | 7 | 0 | 0 | 0 | 5 | 2 | 7 |
| K143 Ter Rivieren | 0 | 2 | 2 | 0 | 0 | 0 | 0 | 2 | 2 |
| K180 Blauwpoort | 1 | 0 | 1 | 0 | 0 | 0 | 1 | 0 | 1 |
| K201 Luchteren | 5 | 0 | 5 | 0 | 0 | 0 | 5 | 0 | 5 |
| K21 Halewijn | 0 | 1 | 1 | 0 | 0 | 0 | 0 | 1 | 1 |
| K220 Slindonk | 0 | 1 | 1 | 0 | 0 | 0 | 0 | 1 | 1 |
| K232 Campagne | 2 | 2 | 4 | 0 | 0 | 0 | 2 | 2 | 4 |
| K28 Kraaiaarde | 1 | 1 | 2 | 0 | 0 | 0 | 1 | 1 | 2 |
| K291 Helsendries | 1 | 0 | 1 | 0 | 0 | 0 | 1 | 0 | 1 |
| K392 Heie | 1 | 2 | 3 | 0 | 0 | 0 | 1 | 2 | 3 |
| K40 Drie Leien | 5 | 3 | 8 | 0 | 0 | 0 | 5 | 3 | 8 |
| K49 Assels | 1 | 1 | 2 | 0 | 0 | 0 | 1 | 1 | 2 |
| K512 Mijlpaal | 2 | 2 | 4 | 0 | 0 | 0 | 2 | 2 | 4 |
| K523 Paradijskouter | 3 | 1 | 4 | 0 | 0 | 0 | 3 | 1 | 4 |
| K534 Hoogland | 3 | 0 | 3 | 0 | 0 | 0 | 3 | 0 | 3 |
| K543 De Roos | 1 | 0 | 1 | 0 | 0 | 0 | 1 | 0 | 1 |
| K613 Oude Wee | 5 | 3 | 8 | 0 | 0 | 0 | 5 | 3 | 8 |
| K622 Heilig Huizeken | 2 | 1 | 3 | 0 | 0 | 0 | 2 | 1 | 3 |

| Sector | Belgen | | | Vreemdelingen | | | Totaal | | |
|-----------------------------|--------|----|--------|---------------|---|--------|--------|----|--------|
| | M | V | Totaal | M | V | Totaal | M | V | Totaal |
| K632 Keuzestraat | 1 | 0 | 1 | 0 | 0 | 0 | 1 | 0 | 1 |
| L00 Mariakerke Centrum | 7 | 3 | 10 | 0 | 0 | 0 | 7 | 3 | 10 |
| L011 Kolegem | 13 | 17 | 30 | 0 | 1 | 1 | 13 | 18 | 31 |
| L02 Kerkwijk | 3 | 4 | 7 | 0 | 1 | 1 | 3 | 5 | 8 |
| L03 Brug Zuidwest | 4 | 2 | 6 | 0 | 0 | 0 | 4 | 2 | 6 |
| L04 Brug Zuidoost | 0 | 1 | 1 | 0 | 0 | 0 | 0 | 1 | 1 |
| L051 Vijfhoek | 1 | 5 | 6 | 0 | 0 | 0 | 1 | 5 | 6 |
| L09 Mariakerke - Verspr bew | 1 | 0 | 1 | 0 | 0 | 0 | 1 | 0 | 1 |
| L112 Maeswal | 3 | 2 | 5 | 1 | 0 | 1 | 4 | 2 | 6 |
| L121 Rustoord | 35 | 15 | 50 | 0 | 0 | 0 | 35 | 15 | 50 |
| L30 Beekstraat - Kouter | 7 | 5 | 12 | 0 | 0 | 0 | 7 | 5 | 12 |
| M00 Wondelgem Centrum | 15 | 26 | 41 | 0 | 0 | 0 | 15 | 26 | 41 |
| M01 Westergem | 9 | 4 | 13 | 1 | 1 | 2 | 10 | 5 | 15 |
| M020 Kouterken (Wondelgem) | 12 | 9 | 21 | 0 | 0 | 0 | 12 | 9 | 21 |
| M03 Woestijnegoed-Molenhk | 21 | 16 | 37 | 0 | 1 | 1 | 21 | 17 | 38 |
| M040 Gavers (Wondelgem) | 5 | 4 | 9 | 0 | 0 | 0 | 5 | 4 | 9 |
| M052 Houtjen | 2 | 0 | 2 | 0 | 0 | 0 | 2 | 0 | 2 |
| M080 Lieve-Noord (Wond) | 1 | 1 | 2 | 0 | 0 | 0 | 1 | 1 | 2 |
| M102 Van Bevereplein | 31 | 23 | 54 | 2 | 3 | 5 | 33 | 26 | 59 |
| M112 Steengoed | 3 | 1 | 4 | 0 | 0 | 0 | 3 | 1 | 4 |
| M37 Wondelgemse Meersen | 3 | 2 | 5 | 0 | 0 | 0 | 3 | 2 | 5 |
| M472 Langerbrugge | 1 | 0 | 1 | 0 | 0 | 0 | 1 | 0 | 1 |

Inhoudsopgave

1. EVOLUTIE EN SAMENSTELLING VAN DE BEVOLKING **4**

| | |
|---|----|
| 1.1. TOTALE BEVOLKING NAAR GESLACHT EN NATIONALITEIT PERCENTAGE VREEMDELINGEN / TOTALE BEVOLKING. | 4 |
| 1.2. EVOLUTIE VAN HET BEVOLKINGSAANTAL : BELGEN - VREEMDELINGEN | 5 |
| 1.3. HISTORISCHE EVOLUTIE VAN HET TOTALE BEVOLKINGSAANTAL (GRENZEN VÓÓR EN NA DE GEMEENTENFUSIE IN 1977) | 5 |
| 1.4. BEVOLKING NAAR LEEFTIJD SKLASSE EN GESLACHT: BELGEN, VREEMDELINGEN EN TOTALE BEVOLKING. (31 DECEMBER 2005). | 7 |
| 1.5. GEMIDDELDE LEEFTIJD NAAR GESLACHT EN NATIONALITEIT | 7 |
| 1.6. BEVOLKING NAAR LEEFTIJD SKLASSE EN GESLACHT (31 DECEMBER 2005) | |
| a) Belgen (mannen/vrouwen) | 8 |
| b) Vreemdelingen (mannen/vrouwen) | 8 |
| 1.7. AANDEEL VAN 3 LEEFTIJD GROEPEN (0-19 JAAR, 20-64 JAAR, 65 JAAR EN OUDER) (IN %) | |
| a) Belgen : | 10 |
| b) Vreemdelingen : | 10 |
| 1.8. BEVOLKING PER ADMINISTRATIEF DIENSTENCENTRUM (31/12/2005) | 11 |
| 1.9. BEVOLKING PER ADMINISTRATIEF DIENSTENCENTRUM. (31/12/2005) - KAART | |
| a) Totale bevolking : | 12 |
| b) Vreemdelingen : | 12 |
| 1.10. BEVOLKINGSEVOLUTIE PER ADMINISTRATIEF DIENSTENCENTRUM. | 13 |
| 1.11. BEVOLKING PER ADMINISTRATIEF DIENSTENCENTRUM (31/12/2005) | |
| a) Belgen | 17 |
| b) Vreemdelingen | 17 |
| 1.12. BEVOLKING PER DEELGEMEENTE. BELGEN, VREEMDELINGEN EN TOTALE BEVOLKING, PER GESLACHT (31/12/2005) | 18 |
| 1.13. BEVOLKINGSEVOLUTIE PER DEELGEMEENTE | 19 |
| 1.14. HISTORISCHE EVOLUTIE VAN HET TOTALE BEVOLKINGSAANTAL PER DEELGEMEENTE | 23 |
| 1.15. BEVOLKINGSEVOLUTIE IN DE DEELGEMEENTE T.O.V. DE FUSIE VAN 1977 (ABS. EN PROC.) | 24 |
| 1.16. BEVOLKINGSEVOLUTIE VAN DE DEELGEMEENTEN T.O.V. GENT-CENTRUM SEDERT DE FUSIE | 24 |
| 1.17. BEVOLKINGSEVOLUTIE PER DEELGEMEENTE T.O.V. DE FUSIE VAN 1977 (KAART) | 25 |
| 1.18. BEVOLKINGSAANTAL PER LEEFTIJD SKLASSE PER DEELGEMEENTE (ABSOLUUT) | |
| a) absoluut (leeftijdsklassen 5 jaar) | 26 |
| b) absoluut (leeftijdsklassen 0-19, 20-64 en 65+) | 26 |
| 1.19. BEVOLKINGSDICHTHEID PER DEELGEMEENTE (INW/KM ²) | 28 |
| 1.20. BEVOLKINGSDICHTHEID DEELGEMEENTE (KAART) | 28 |
| 1.21. MIGRATIES PER DEELGEMEENTE 2005 | |
| a) Geboorten : | 29 |
| b) Overlijdens : | 29 |
| c) Aankomsten : | 30 |
| d) Vertrekken : | 30 |
| 1.22. INTERNE MUTATIES PER DEELGEMEENTE 2005 | 31 |

2. NATUURLIJKE GROEI VAN DE BEVOLKING **32**

| | |
|---|----|
| 2.1. COMPONENTEN VAN DE LOOP VAN DE BEVOLKING | |
| Geboorten (wettelijke bevolking) | 32 |
| Overlijdens (wettelijke bevolking) : | 32 |

| | |
|---|-----------|
| 2.1.1. EVOLUTIE VAN DE NATUURLIJKE GROEI (ABSOLUUT) | 33 |
| 2.1.2. EVOLUTIE VAN DE NATUURLIJKE GROEI (ABS.) | 35 |
| 2.2. GEBOORTENEVOLUTIE EN VRUCHTBAARHEID | 36 |
| 2.2.1. AANTAL GEBOORTEN NAAR GESLACHT. BRUTO-GEBOORTECIJFER (IN PROMILLE). | 36 |
| 2.2.2. AANTAL GEBOORTEN EN BRUTO-GEBOORTECIJFER (IN PROMILLE) : | |
| BELGEN, VREEMDELINGEN EN TOTALE BEVOLKING | 38 |
| 2.2.3. ALGEMEEN VRUCHTBAARHEIDSCIJFER (GFR) (IN PROMILLE) : | |
| BELGEN, VREEMDELINGEN, TOTALE BEVOLKING. | 38 |
| 2.2.4. ALGEMEEN VRUCHTBAARHEIDSCIJFER (GFR) (IN PROMILLE) : | |
| BELGEN, VREEMDELINGEN, TOTALE BEVOLKING. (LIJNDIAGRAM) | 40 |
| 2.2.5. TOTAAL VRUCHTBAARHEIDSCIJFER (TFR) EN | |
| BRUTO- REPRODUKTIECIJFER VAN KUCZINSKI (Kb) 2005. BELGEN EN VREEMDELINGEN. | 40 |
| 2.2.6. AANTAL GEBOORTEN NAAR LEEFTIJD VAN DE MOEDER | |
| BELGEN EN VREEMDELINGEN. JAAR 2005 | 41 |
| 2.2.7. LEEFTIJDSSPECIFIEK VRUCHTBAARHEIDSCIJFER (IN PROMILLE) | |
| BELGEN EN VREEMDELINGEN. JAAR 2005. | 41 |
| 2.3. OVERLIJDENS EN STERFTECIJFER | 42 |
| 2.3.1. AANTAL OVERLIJDENS NAAR GESLACHT. BRUTO-STERFTECIJFER (IN PROMILLE). | 42 |
| 2.3.2. AANTAL OVERLIJDENS EN BRUTO-STERFTECIJFER (IN PROMILLE) : | |
| BELGEN, VREEMDELINGEN EN TOTALE BEVOLKING. | 43 |
| 2.3.3. LEEFTIJDSSPECIFIEKE STERFTECIJFERS* (IN PROMILLE) PER GESLACHT. JAAR 2005. | 43 |
| 2.3.4. MEDIANE LEEFTIJD(*) BIJ OVERLIJDEN, PER GESLACHT | 44 |
| 2.3.5. MEDIANE LEEFTIJD (*) BIJ OVERLIJDEN, PER GESLACHT (STAAFDIAGRAM) | 44 |
| 2.3.6. BRUTO-GEBOORTECIJFER (CBR) EN BRUTO-STERFTECIJFER (CDR) IN PROMILLE | 45 |
| 3. HUWELIJKEN EN ECHTSCHEIDINGEN | 46 |
| 3.1. AANTAL HUWELIJKEN EN ECHTSCHEIDINGEN | 46 |
| 3.2. BRUTO-HUWELIJKSCIJFER (BHC) EN BRUTO-ECHTSCHEIDINGSCIJFER IN PROMILLE | 47 |
| 3.3. VERHOUDING VAN HET AANTAL ECHTSCHEIDINGEN TOT HET AANTAL HUWELIJKEN (IN %) | 47 |
| 3.4. BEVOLKINGSINDELING NAAR BURGERLIJKE STAND, GESLACHT EN LEEFTIJD | 48 |
| 3.5. BEVOLKING NAAR BURGERLIJKE STAND | 48 |
| 3.6. BEVOLKING NAAR BURGERLIJKE STAND EN LEEFTIJD | 49 |
| 3.7. WETTELIJKE SAMENWOONST NAAR GESLACHT (EVOLUTIE) | 49 |
| 4. MIGRATIES | 50 |
| 4.1. MIGRATIES VANUIT EN NAAR GENT IN 2005. (*) | |
| Immigratie : | 50 |
| Emigratie : | 50 |
| 4.2. IMMIGRATIE IN 2005 VOLGENS HERKOMST : BELGISCHE ARRONDISSEMENTEN EN PROVINCIES, BUITENLAND EN ONBEKENDE HERKOMST ; BELGEN/VREEMDELINGEN, PER GESLACHT. | 51 |
| 4.3. IMMIGRATIE IN 2005 VOLGENS HERKOMST : ARRONDISSEMENTEN VAN VLAANDEREN. KAART. | 53 |
| 4.4. EMIGRATIE IN 2005 VOLGENS BESTEMMING : BELGISCHE ARRONDISSEMENTEN EN PROVINCIES, BUITENLAND EN ONBEKEND : BELGEN/VREEMDELINGEN, PER GESLACHT. | 54 |
| 4.5. EMIGRATIE IN 2005 VOLGENS BESTEMMING : ARRONDISSEMENTEN VAN VLAANDEREN. KAART. | 56 |
| 4.6. MIGRATIESALDI PER HERKOMST / BESTEMMING : BELGISCHE ARRONDISSEMENTEN EN PROVINCIES, BUITENLAND EN ONBEKEND ; BELGEN / VREEMDELINGEN PER GESLACHT | 57 |
| 4.7. MIGRATIESALDI PER HERKOMST / BESTEMMING: ARRONDISSEMENTEN VAN VLAANDEREN. KAART. | 59 |
| 4.8. EVOLUTIE IMMIGRATIE, EMIGRATIE EN MIGRATIESALDO (NAAR NATIONALITEIT) | 60 |
| 4.9. TOTALE IMMIGRATIE EN TOTALE EMIGRATIE (LIJNDIAGRAMMEN) | 61 |
| 4.9.1. IMMIGRATIES EN EMIGRATIES - EVOLUTIE | 61 |

| | |
|--|-----------|
| 4.10. IMMIGRATIE, EMIGRATIE, EN MIGRATIESALDO VANUIT EN NAAR HET BINNENLAND EN AMBTSHALVE AFVOERING. | 62 |
| 4.11. IMMIGRATIE, EMIGRATIE, EN MIGRATIESALDO VANUIT EN NAAR HET BUITENLAND. | 63 |
| 4.12. IMMIGRATIES VANUIT DE BELGISCHE PROVINCIES (PER JAAR) | 64 |
| 4.13. EMIGRATIES NAAR DE BELGISCHE PROVINCIES (PER JAAR) | 65 |
| 4.14. MIGRATIES IN 2005 NAAR EN VANUIT DE GEMEENTEN VAN HET ARRONDISSEMENT GENT | 66 |
| 4.15. MIGRATIES IN 2005 VANUIT EN NAAR BELGISCHE PROVINCIES | |
| a) immigratie : | 67 |
| b) emigratie : | 67 |
| 4.16. MIGRATIES IN 2005 VANUIT EN NAAR DE OOSTVLAAMSE ARRONDISSEMENTEN | |
| a) immigratie : | 68 |
| b) emigratie : | 68 |
| 4.17. IMMIGRATIE, EMIGRATIE EN MIGRATIESALDO VANUIT EN NAAR ARRONDISSEMENT | 69 |
| 4.18. IMMIGRATIE PER LEEFTIJD SKLASSE | 70 |
| 4.19. EMIGRATIE PER LEEFTIJD SKLASSE | 70 |
| 5. NATIONALITEITSWIJZIGING | 71 |
| 5.1. VERLIES EN VERKRIJGING VAN DE BELGISCHE NATIONALITEIT DOOR INWONERS VAN GENT. | 71 |
| 5.2. VERKRIJGING VAN DE BELGISCHE NATIONALITEIT DOOR DE INWONERS VAN GENT | 72 |
| 5.3. SPECIFICATIE VAN DE WIJZIGING NAAR DE BELGISCHE NATIONALITEIT - 2005 | 72 |
| 6. BEVOLKING VAN VREEMDE NATIONALITEIT | 74 |
| 6.1. AANTAL VREEMDELINGEN PER NATIONALITEIT, GESLACHT EN REGISTER VAN INSCHRIJVING | 74 |
| 6.2. EVOLUTIE VAN HET AANTAL VREEMDELINGEN UIT DE LIDSTATEN VAN DE EUROPESE UNIE | 79 |
| 6.3. AANTAL VREEMDELINGEN UIT DE MAGHREBLANDEN EN UIT TURKIJE. PER NATIONALITEIT | 80 |
| 6.4. AANTAL VREEMDELINGEN UIT DE EUROPESE UNIE, DE MAGHREBLANDEN EN TURKIJE | 81 |
| 6.5. IMMIGRATIE EN EMIGRATIE VAN VREEMDELINGEN PER REGIO EN NATIONALITEIT (JAAR 2005) | 82 |
| 6.6. EVOLUTIE VAN DE MIGRATIES VAN VREEMDELINGEN PER CONTINENT (NATIONALITEIT) | 90 |
| 6.7. EVOLUTIE VAN DE MIGRATIES UIT <u>BUITENLAND</u> VAN VREEMDELINGEN PER REGIO (NATIONALITEIT) | 92 |
| 7. GEZINSSAMENSTELLING | 93 |
| 7.1. AANTAL GEZINSHOOFDEN VOLGENS BURGERLIJKE STAND EN AANTAL KINDEREN - 2005 | 93 |
| 7.2. AANTAL GEZINSHOOFDEN VOLGENS AANTAL KINDEREN (EVOLUTIE) | 93 |
| 7.3. AANTAL GEZINSHOOFDEN VOLGENS GEZINSGROOTTE (EVOLUTIE) | 94 |
| 8. BEVOLKING PER STATISTISCHE SECTOR (31/12/2005) | 95 |
| 8.1. BEVOLKINGSSAMENSTELLING PER STATISTISCHE SECTOR. BELGEN EN VREEMDELINGEN | 95 |
| 8.2. BEVOLKINGSSAMENSTELLING PER STATISTISCHE SECTOR. EVOLUTIE | 99 |
| 8.3. BEVOLKINGSDICHTHEID PER STATISTISCHE SECTOR. (INW/KM ²) | 103 |
| 8.4. BEVOLKINGSSAMENSTELLING PER STATISTISCHE SECTOR - KAARTEN | |
| a) Totale bevolking | 107 |
| b) Vreemdelingen | 108 |
| c) Bevolkingsdichtheid | 109 |
| d) evolutie (laatste 7jaar) | 110 |
| 8.5. BEVOLKINGSSAMENSTELLING PER STATISTISCHE SECTOR PER LEEFTIJD SKLASSE (0-19, 20-64, 65+) | 111 |
| 8.6. GEMIDDELDE LEEFTIJD PER STATISTISCHE SECTOR | 115 |

8.7. MIGRATIES PER STATISTISCHE SECTOR

| | |
|---|-----|
| a. aankomsten (uit andere gemeenten en mutaties binnen Gent) | 119 |
| b. vertrekken (naar andere gemeenten en mutaties binnen Gent) | 123 |
| c. geboorten | 127 |
| d. Overlijdens | 131 |
